



ANNUAL REPORT 2020

SEASIDE POLICE DEPARTMENT

Chief Abdul D. Pridgen

Website:

<http://www.ci.seaside.ca>

Tel: [831-899-6748]

Seaside, California



TABLE OF CONTENTS

MESSAGE FROM THE CHIEF _____	3
Mission Statement _____	3
PROCEDURAL JUSTICE _____	4
ORGANIZATIONAL CHART _____	5
SECTION I. UNDERSTANDING UCR CRIME REPORTING _____	6
National Perspective on Reporting Crime _____	6
Understanding UCR Figures _____	7
UCR Part I Offenses _____	8
SECTION II. UNIFORM CRIME REPORTING _____	9
Crimes Against Persons _____	10
Crimes Against Property _____	12
SECTION III. AWARDS _____	13
SECTION IV. CULTURE OF EXCELLENCE _____	14

***DISCLAIMER:** This report provides a snapshot of the Seaside Police Department's Uniform Crime Reporting (UCR) data that was queried from our TracNet Records Management System (RMS) on January 24, 2020. The Department's RMS is updated regularly based on ongoing investigations. Since this is a snapshot, data queried before or after this date could change and may vary from other reports.*

A MESSAGE FROM THE CHIEF:

CHIEF'S MESSAGE

“As public servants, the Police Department is entrusted with safeguarding our community.

We are guardians who embrace the tenets of procedural justice: voice; neutrality; respect; and trustworthiness. We serve with honesty, integrity, fairness, compassion, and respect.”

SEASIDE POLICE CHIEF
ABDUL PRIDGEN



MISSION STATEMENT:

“The mission of the Seaside Police Department is to provide quality police services, in partnership with our community, to enhance and maintain a safe environment.”



PROCEDURAL JUSTICE:

The Seaside Police Department is committed to serving our staff and community in an equitable, honest and compassionate manner. The Seaside Police Department embraces unbiased and equitable policing. The Seaside Police Department has fully incorporated the principles of Procedural Justice:

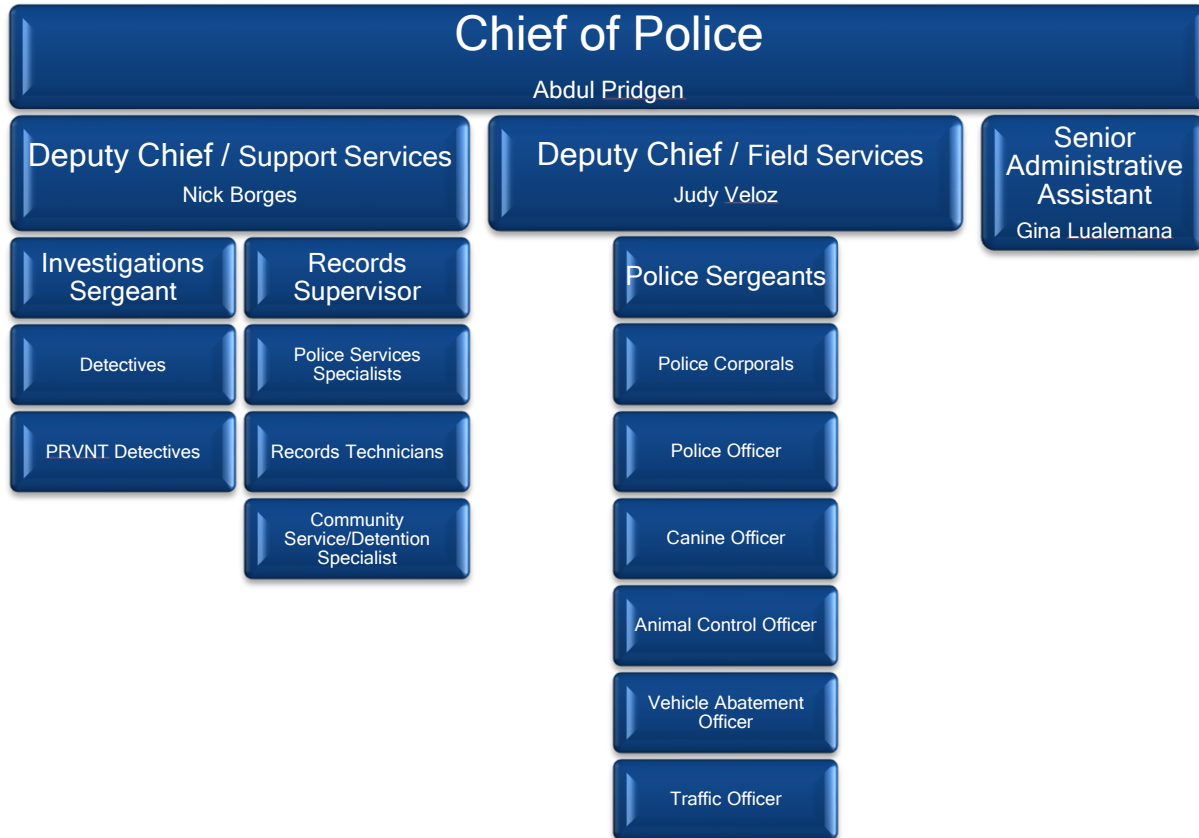
1. Treating people with dignity and respect,
2. Giving citizens voice during encounters,
3. Being neutral in decision making, and
4. Conveying trustworthy motives.

The tenets of procedural justice are also exercised within our organization as a model for external engagement.



ORGANIZATIONAL CHART:

Seaside Police Department



SECTION I.

Understanding UCR Crime Reporting

National Perspective on Reporting Crime:

According to the Uniform Crime Reporting Handbook, by the U.S. Department of Justice,

“Recognizing a need for national crime statistics, the International Association of Chiefs of Police (IACP) formed the Committee on Uniform Crime Records in 1927 to develop a system for collecting uniform police statistics. The Committee first determined that the number of offenses known to law enforcement, whether or not there was an arrest, would be the most appropriate measure of the Nation’s criminality. Next, the members evaluated various crimes on the basis of their seriousness, frequency of occurrence, pervasiveness in all geographic areas of the country, and likelihood of being reported to law enforcement.

Based on this assessment, the Committee identified seven crimes to be reported to the national Program: felonious homicide, rape, robbery, aggravated assault, burglary—breaking or entering, larceny-theft, and auto theft.”

Seaside’s Crime Report:

Seaside understands the importance of collecting and reporting detailed, accurate, and meaningful incident-based data. In 2020, our organization reported under the UCR guidelines. At the beginning of 2021, Seaside began reporting under the National Incident Based Reporting System (NIBRS). Seaside was the first police organization in the State of California to report NIBRS data to the California Department of Justice! With the use of NIBRS, the Seaside Police Department has the capability to generate reports reflecting a multitude of interrelationships among the collected data—enhancing its ability to analyze crime trends and to implement tactical strategies.

In 2017, approximately 43 percent of law enforcement reporting agencies throughout the country submitted data via NIBRS. California is now one of the states actively in the process of transitioning to NIBRS reporting. In 2020, and as of today, the FBI UCR data is still being reported as the transition to NIBRS is underway. FBI data is used to identify national and regional crime trends. Data is often used for rankings—although the FBI does not recommend this practice—and is often considered the best available information to compare crime from one jurisdiction to another. Since UCR data is available for all reporting agencies nationwide,

it is also used for the purpose of making comparisons. One of Seaside's goals is to become the safest city in the United States. The Seaside Police Department reports UCR data so that elected officials, city leaders, and the public can review the detailed crime information. Please refer to the section below, "Understanding UCR Figures" and FBI data to understand (in a very general sense) how Seaside compares to peer cities.

To learn more about Uniform Crime Reporting data, please visit

<https://www.fbi.gov/services/cjis/ucr>.



Understanding UCR Figures

UCR compiles detailed reports on two types of offenses: Part "I" offenses and Part "II" offenses. The two groupings are based on the amount of reporting required for each. Both incidents and arrests are reported for Part "I" offenses, while only arrests are reported for Part "II" offenses.

The following criteria is used to determine whether a crime should be designated as a Part "I" offense:

- The seriousness or significance of the offense.
- The frequency or volume of its occurrence.
- The prevalence of the offense nationwide.
- The probability of the offense being brought to law enforcement's attention.
- The likelihood that law enforcement is the best channel for collecting data regarding the offense.
- The burden placed on law enforcement in collecting data on the offense.
- The national statistical validity and usefulness of the collected data.
- The national UCR Program's responsibility to make crime data available not only to law enforcement but to others having a legitimate interest in it.

Part "I" offenses are categorized into one of the following two categories: 1) Crimes Against Persons and 2) Crimes Against Property.

Crimes Against Persons = Scores one offense for each victim

Crimes Against Property = Scores one offense for each distinct operation

(Except Motor Vehicle Theft / one offense is counted per stolen vehicle)

UCR Part I includes the following offenses:

- Criminal Homicide
- Forcible Rape
- Robbery
- Aggravated Assault
- Burglary
- Larceny-theft
- Motor Vehicle Theft
- Arson



“A lack of transparency results in distrust and a deep sense of insecurity” -Dalai Lama

SECTION II.

Uniform Crime Reporting (UCR)

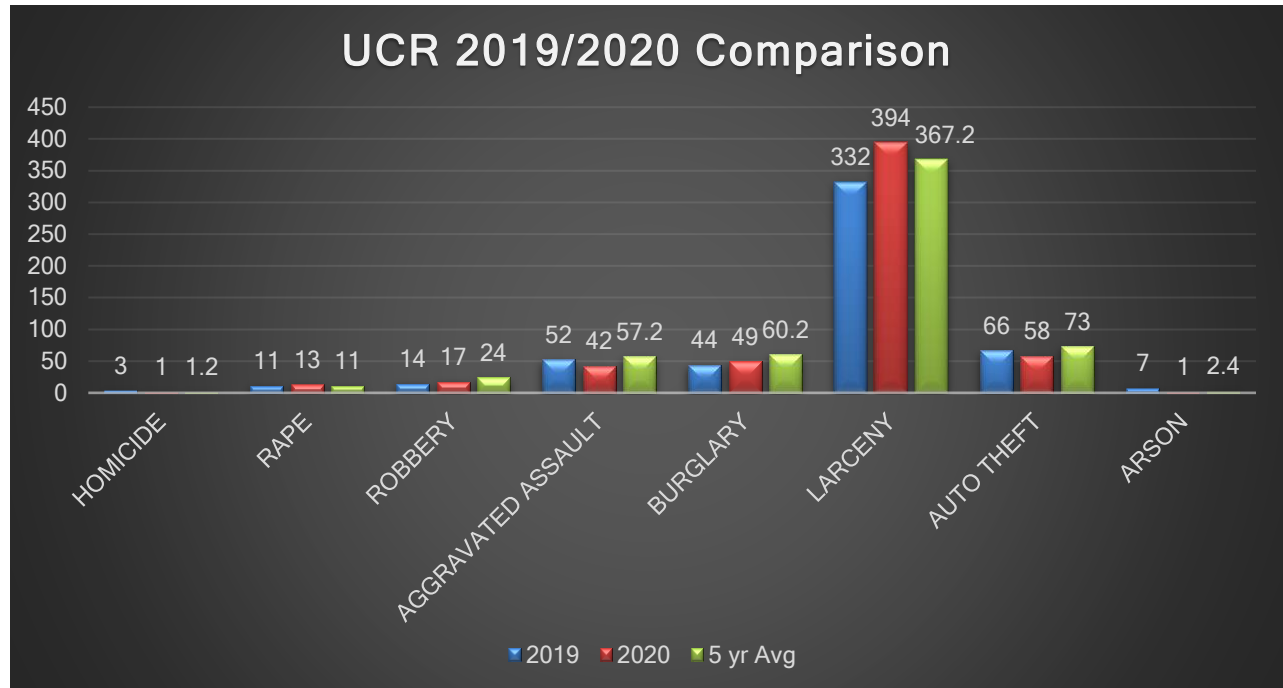
2020 Annual Crime Report:

In 2020, UCR Total Crimes Against Persons decreased 9 percent compared to 2019. Crimes Against Persons decreased with homicide from 3 to 1. Forcible rape offenses increased 18 percent. In 2020, robbery increased 21 percent from 2019. Seventy-eight percent of the robberies in 2020 resulted in the apprehension of a suspect. The robberies were primarily random and did not involve an organized group. The increase of robberies began at the early stages of the COVID-19 pandemic. Aggravated assaults decreased 19 percent in 2020 compared to 2019. Crimes Against Property increased 12 percent overall with an 11 percent increase in Burglary. Larceny increased by 19%. Auto theft decreased by 12% and arson decreased by 86%.

Figure 1 - 2020 UCR Part I Offenses

Crimes Against Persons and Property				
Type of Crime	2019	2020	% Change	5 Year Average
Homicide	3	1	-67%	1.2
Rape	11	13	18%	11
Robbery	14	17	21%	24
Aggravated Assault	52	42	-19%	57.2
Crimes Against Persons	80	73	-9%	93.4
Burglary	44	49	11%	60.2
Larceny	332	394	19%	367.2
Auto Theft	66	58	-12%	73
Arson	7	1	-86%	2.4
Crimes Against Property	449	502	12%	502.8
Total Part I Crime	529	575	9%	596.2

Figure 1a - 2020 UCR Part I Offenses



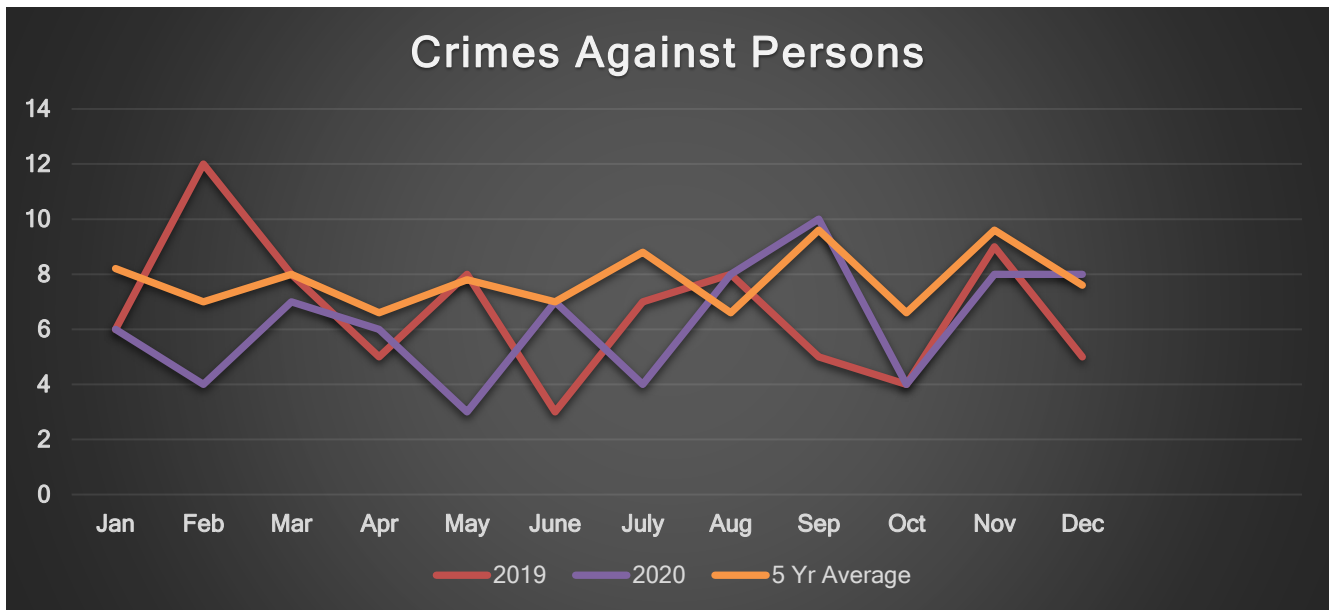
Crimes Against Persons (UCR-Part I):

In 2020, robbery increased 21 percent from 2019. Aggravated assaults decreased 19 percent in 2020 compared to 2019. In 2020, overall forcible sex offenses increased 18 percent with 13 offenses in 2020 compared to 11 offenses in 2019. Of all forcible rape offenses in 2020, 92 percent involved a known offender, and 23 percent of all victims were 17 years of age or under. Detectives did not identify any serial offenders in 2020.

Figure 2 - 2020, UCR Part I, Crimes Against Persons

Type of Crime	2019	2020	% Change	5 Year Average
Robbery	14	17	21%	24
Aggravated Assault	52	42	-19%	57.2
Criminal Homicide	3	1	-100%	1.4
Murder & Non-negligent Manslaughter	3	0	-100%	1.4
Negligent Manslaughter	0	1	N/A	0.2
Sex Offenses	11	13	18%	11.4
Rape	11	12	9%	10.8
Attempts	0	1	N/A	0.6
Crimes Against Persons TOTALS	80	73	-9%	94.2

Figure 2a - 2019-2020, & 5yr Avg Totals UCR Part I, Crimes Against Persons



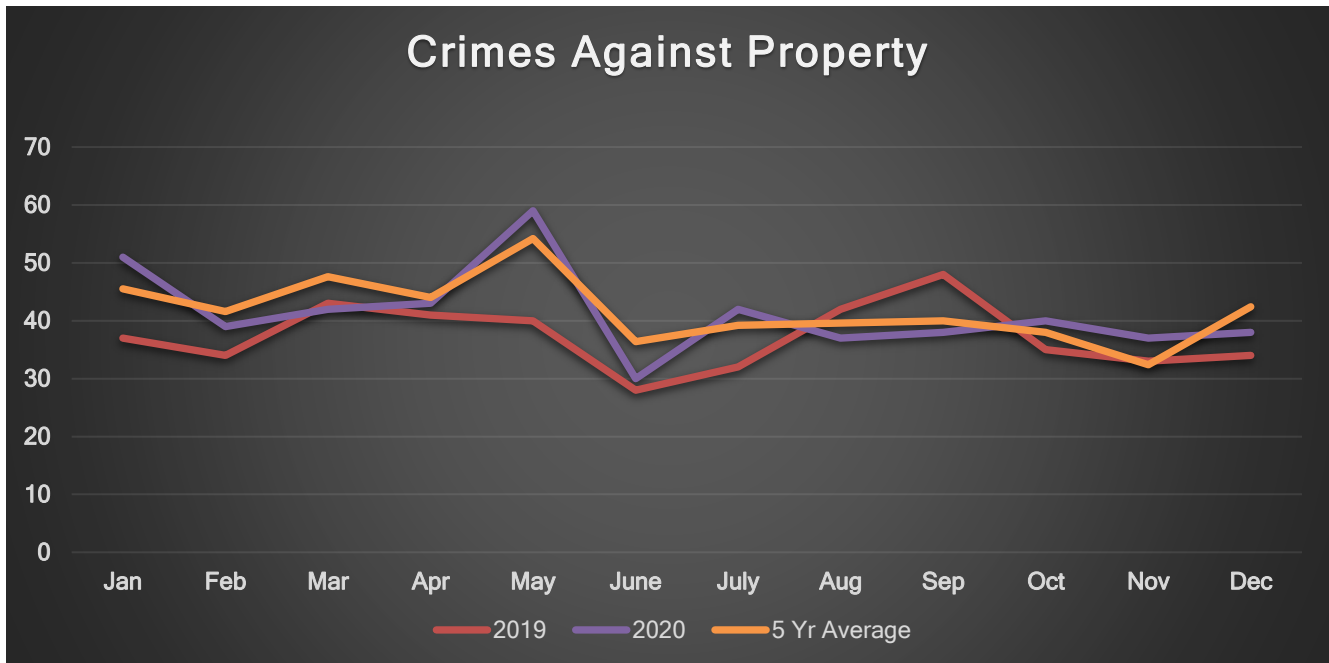
Crimes Against Property (UCR - Part II):

In 2020, Crimes Against Property increased 12 percent. Arson decreased by 86 percent and Burglary/Breaking and Entering increased 11 percent, and larceny/theft offenses increased 19 percent. Auto theft decreased 12 percent. The spike in the aforementioned property crimes began to peak during the early stages of 2020 and held steady through the COVID-19 outbreak. Officers notified residents in areas where the crimes were primarily occurring through citizen contacts.

Figure 3 - 2020, UCR Part I, Crimes Against Property

Type of Crime	2019	2020	% Change	5 Year Average
Arson	7	1	-86%	2.4
Burglary/Breaking & Entering	44	49	11%	60.2
Larceny/Theft Offenses	332	394	19%	367.2
Auto Theft	66	58	-12%	73
Crimes Against Property TOTALS	449	502	12%	502.8

Figure 3a - 2019, 2020, & 5yr Avg Totals UCR Part II, Crimes Against Property



"I did then what I knew how to do. Now that I know better, I do better." -Maya Angelou

SECTION III.

Awards

In 2020, members of the Seaside Police Department submitted nominations for the Monterey County Peace Officers Association employee of the year and officer of the year awards. We are proud to announce Records Technician, April Kanagaki and Officer Gabe Suarez were awarded! We thank you for your dedicated service to our team and community!



April Kanagaki



Gabe Suarez



SECTION IV.

Culture of Excellence

The Seaside Police Department is constantly seeking opportunities to enhance our services, obtain cutting edge training and positively engage our community! Here are a few highlights:

In 2020, Seaside Police Officers received training in Procedural Justice, De-Escalation, Driver Safety and Communications.



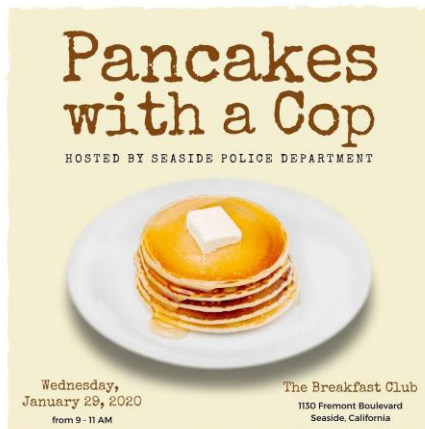
Implemented a Community Camera Program



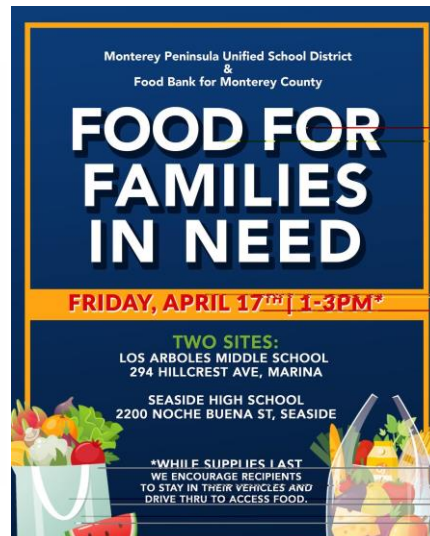
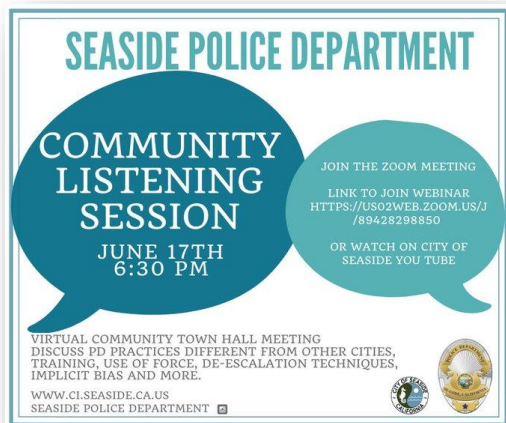
Jumpstarted the Police K9 Program



Held Community Events to foster a culture of community collaboration



Virtual Ride Along





COVID -19 Response



Seaside Police Department

440 Harcourt Ave
Seaside, CA 93955
831-899-6748