

City of **Seaside**

Adopted Budget
2005-2006



Incorporated
October 13, 1954



Mission Statement

The City of Seaside is dedicated to providing excellent municipal services that enhance the quality of life for our diverse community



City Officials

CITY COUNCIL

Ralph Rubio, Mayor
Steve Bloomer, Mayor Pro Tem
Darryl Choates
Thomas Mancini
Don Jordan

City Manager

Ray Corpuz

City Attorney

Don Freeman

Assistant to the City Manager.....Jill Anderson
Personnel Officer..... Pat Thomas
City Clerk..... Joyce Newsome
Director of Finance and Risk Management Daphne Hodgson
Chief of Police Tony Sollecito
Fire Chief..... Jerry Wombacher
Director of Community Development..... Lou Dell'Angela
Director of Public Works Diana Ingersoll
Director of Recreation and Community Activities Nancy Towne



TABLE OF CONTENTS

OVERVIEW

Vision Statement.....	1
City-Wide Organizational Chart.....	3
Budget Message	5
Community Profile.....	13
Budget Resolution and Staff Report.....	19
Fee & Charges Resolutions	25
Resolution for Six Year Capital Improvements	27
Budget Process.....	29
Budget Policies	30
CSMFO Budget Award	33

FUND BALANCES

Fund Balance Forward Estimates	35
--------------------------------------	----

REVENUES

All Funds (Graphs).....	42
General Fund (Graphs).....	44
Taxes (Graph).....	47
General Fund Revenue Detail	49
All Other Funds Revenue Detail	55

EXPENDITURES

All Funds (Graphs).....	64
General Fund (Graphs).....	68
Expenditure Summary	73

DEPARTMENT EXPENDITURE DETAIL

Legislative Body.....	81
City Council Administration	85
Commissions	88
City Manager	95
City Manager Administration	100
City Clerk	105
City Clerk Administration.....	106
Elections	109
Personnel.....	111
Personnel Administration	112
RDA & CDBG	115
Fort Ord Redevelopment	120
Redevelopment Agency	124
CDBG General Administration	132

City Attorney	135
City Attorney Administration.....	136
MIS	137
Computer Network Administration	138
Finance Department	141
Financial Management & Administration.....	145
Risk Management.....	151
Police Department	153
Police Administrative Services	158
Patrol	167
Investigations	175
Code Enforcement.....	179
Vehicle Abatement.....	181
Animal Control	183
Police Reserve.....	185
Community Services	186
Fire Department.....	197
Fire Department Administration	200
Fire Prevention.....	203
Training.....	204
Operations	206
Public Education & Relations.....	211
Fire Reserves.....	212
Hazardous Materials	213
Emergency Services	215
Community Development.....	217
Community Development Administration	222
Building	226
Planning/Code Enforcement	228
Public Works.....	231
Streets & Storm Drains	238
Traffic Safety Administration	243
Governmental Buildings Administration	246
Parks Administration	250
Parks Facilities.....	254
Community Projects.....	262
Irrigation.....	265
Trees.....	267
Equipment Maintenance Administration.....	270
Heavy Equipment Maintenance	273
Water Administration.....	275
Water Operations & Maintenance.....	278
Seaside Parking Authority.....	280
POMA JPA.....	283
SCSD Administration	288

SCSD Operations	290
Engineering Administration	295
Recreation & Community Activities	299
Recreation Administration	304
Community Center	307
Soper Field Community Center	313
Youth & Education Center	315
After School Recreation Services	318
School Intersessional Services	319
Athletic Services	320
Pre-school Services	321
Swim Center	322
Senior / Human Services	325
Contract Instructional Class	326
CAPITAL IMPROVEMENT PROGRAM	
Capital Improvement Projects	327
FEES & CHARGES	
Fee Schedule	351
POSITION LIST	
Position List as of July 1, 2005	385
GLOSSARY	
Budget Terms	391
Fund Descriptions	397
Acronyms	403



Overview



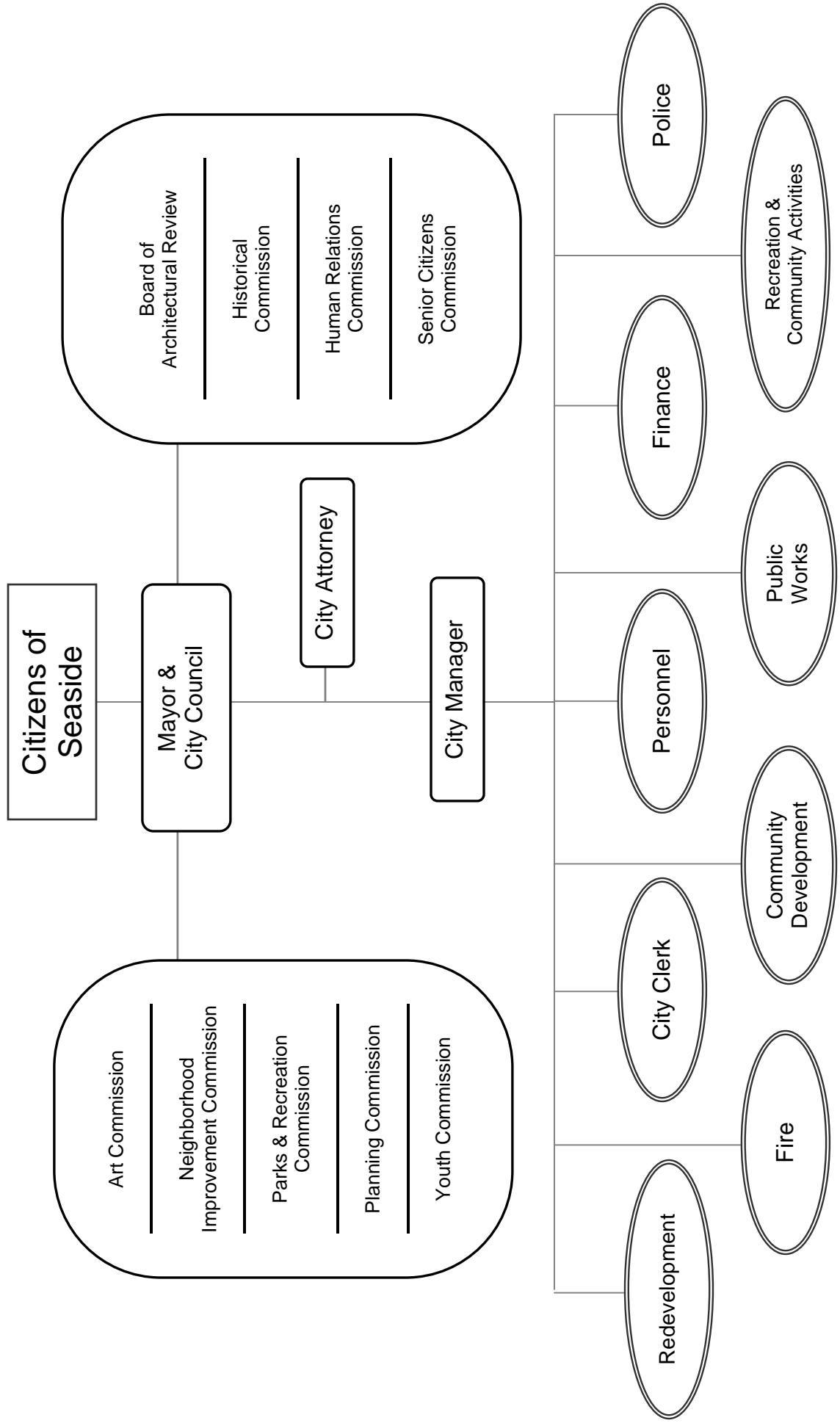


Vision Statement

By 2010, the City of Seaside will be a prosperous and fiscally sound, family-oriented community with a full range of housing, business, cultural and recreational opportunities in a safe and attractive environment.



City of Seaside Organizational Chart





MEMORANDUM

City of Seaside
City Manager

To: Honorable Mayor/Chairperson of the Agency Board
Members of the City Council and the Agency Board

FROM: Les White, Interim City Manager/Executive Director

SUBJECT: Fiscal Year 2005-2006 Proposed Budget for the City of Seaside and the
Redevelopment Agency of the City of Seaside

DATE: May 19, 2005

INTRODUCTION

The Budget for fiscal year 2005-2006 for the City of Seaside and the Redevelopment Agency of the City of Seaside sets forth a spending plan that continues to direct our limited resources to the quality delivery of key municipal services to Seaside residents and businesses in alignment with the Strategic Plan developed by the City Council.

The purpose of this memorandum is to summarize the major assumptions that underlay the budget, identify fiscal and economic constraints that have had and will have an impact on this year's and future budgets, and discuss the Strategic Plan that is reflected in the document.

GENERAL FUND BUDGET DEVELOPMENT

This year, the budget process continues to be challenging due to a General Fund structural deficit of approximately \$1,400,000. There are a number of reasons for the deficit: revenues, although improving, have not caught up to the cost of services; the revenue estimates have been increased to reflect the recovering economy and new development that is occurring in the City of Seaside. The deficit is also a reflection of the increasing costs for retirement and health benefits and other uncontrollable costs such as 9-1-1 dispatch, fuel, utilities, and public safety overtime. The significance of these issues is demonstrated by the following projections:

- Staff has projected the 2005-2006 General Fund revenue to be approximately \$14,900,000, an increase of about \$800,000, or 6%, more than 2004-2005 adopted budget.
- The General Fund expenditures in the 2005-2006 Proposed Budget are approximately \$16,300,000; a 4% or \$600,000 increase from the 2004-2005 adopted budget. This increase is composed of \$300,000 in PERS increases, \$150,000 in increased health insurance costs, \$100,000 increase in the 9-1-1 dispatch system, and \$175,000 of public safety overtime to more accurately budget overtime costs. These increases have been offset with cost reductions from the hiring freeze and the continuation of cost cutting measures that were implemented in the 2004-2005 Budget.

GENERAL FUND ASSUMPTIONS

REVENUES

The City Council adopted the 2004-2005 Budget using conservative revenue estimates. Based on the actual revenues received to-date in 2004-2005 and in anticipation of the opening of Home Depot, Chili's and Starbucks, we have increased our estimated revenues for fiscal year 2005-2006. The total General Fund revenue estimates have increased approximately \$800,000, or 6% to \$14,900,000 from the 2004-2005 Adopted Budget of \$14,100,000. This is a conservative, 1% increase over what we anticipate receiving in 2004-2005.

The General Fund is the City's primary source of funds for most City operations, responsible for financing approximately 70% of overall spending.¹ As such, a closer examination of the most important revenues that make up the General Fund is important to gain a better understanding of the City's fiscal condition. These key sources of revenue are Sales Tax, Transient Occupancy Tax (TOT), Property Tax, Utility User Tax (UUT), and Motor Vehicle In-Lieu fees (VLF).

The largest revenue source in the General Fund is the **Sales Tax**. It is derived from the 1% tax (of a total 7.25% tax) that is applied to all taxable goods sold within the City. In Seaside, the overwhelming majority of taxable goods continues to be motor vehicles sold within the City's Auto Center. During the last quarter, about 70% of the City's total sales tax revenue was derived from the automobile related businesses in Seaside. In the second quarter of 2004-2005, the City of Seaside experienced a 16% upturn in the automobile related businesses over the same quarter in the prior fiscal year. With the expected improvement in the economy in 2005-2006, the opening of Home Depot, Chili's and Starbucks and based on our sales tax revenue collections in fiscal 2004-2005, we have adjusted our estimate for 2005-2006 up by 5% to \$5,570,000.

Another key General Fund revenue is the **Transient Occupancy Tax**, which is a 12% tax applied to all hotel/motel room rentals in the City. This revenue is subject to the whims of the economy, and in last couple of years we saw significant decreases in collections beginning in late 2001, after the big year of 2000. Over the last six months, we have seen an improvement in our TOT collections. With a recovering economy, we anticipate a continuing improvement in the tourism market and the related TOT collections and have adjusted the revenue estimates up by 3% to \$1,900,000.

2004-2005 **Property Tax Revenues** were significantly higher than in prior years due to the State legislated "Triple Flip." In 2004-2005 the City budgeted property tax revenues were \$2,300,000 compared to \$1,000,000 in 2003-2004. In November 2003, the Vehicle License Fees (VLF) were permanently decreased by 67%. A permanent supplemental property tax in-lieu payment was approved in March 2004, to backfill the permanent reduction in VLF funding. Due to this change in revenue allocation, property tax estimates were increased for 2004-2005 by \$1,600,000 over the prior year. However, each city and county was required to make a "contribution to solving the State's budget deficit" (ERAF III). The City of Seaside's contribution in 2004-2005 was \$300,000, thus reducing our estimates to \$2,300,000.

¹ Excludes Redevelopment Agency budgeted expenditures of almost \$10,000,000

Although Seaside has recently seen large increases in the cost of houses and property in the City, the impact on property tax revenues is relatively small, for several reasons: 1) the City receives a relatively small portion of the property tax bill – just 10-20% of the 1% levy on assessed value established by Proposition 13; 2) there are a number of exemptions available which exempt reassessment of properties to the full sales price, thereby maintaining low assessed valuations; 3) the effect of the “ERAF” shifts of the early 1990’s continues to be felt; and 4) some of the increased assessed valuation is received by the City’s Redevelopment Agency. That being said, we have seen an increase in our property tax collections due to the increased assessed valuations. We estimate the 2005-2006 property tax revenue will be \$2,515,000, including the permanent VLF backfill minus the ERAF III contribution of \$300,000. This is an increase of 9%.

The **Utility User Tax** is a 6% tax on Electric, Gas, Telephone, Water and Cable bills, and is another important General Fund revenue. We project revenues of \$1,854,000, or 12%, of total General Fund revenues. The UUT is one of the City’s most stable revenues, in that it does not tend to fluctuate dramatically from year-to-year. The UUT continues to be a very important source of funds, and its collection is essential to maintaining current service levels. In the 2005-2006 budget year, an increase of 4% in this revenue source is expected, due primarily to rising utility rates.

As discussed above the **Vehicle License Fees** (VLF) have decreased significantly during the last couple of years. The 2003-2004 Budget was \$1,250,000, or 9% of the General Fund revenues and the 2004-2005 Budget was \$240,000, or 1.7% of the General Fund revenues. The estimated 2005-2006 VLF revenue is \$250,000.

Other important General Fund revenues, such as fees for development applications and new construction, are also affected by the health of the economy. During periods of economic growth, the City will typically experience rising revenues for new building activity; during slow growth periods, such revenues will decrease. However, we have seen an increase in these revenues, despite the slowing economy, due primarily to the rise in property values, resale of property, accelerated remodeling activity and new construction of the Seaside Highlands residential subdivision and other development. The Seaside Highlands will be built out as of June 30, 2005; therefore we have decreased the estimates accordingly.

In summary, the General Fund revenues for the upcoming fiscal year are projected to be higher than last year’s estimate (an increase from the 2004-2005 Adopted Budget of 6% or \$800,000 or a 1% increase from the 2004-2005 Adjusted Budget). There continues to be potential threats to the City’s long-term fiscal stability: the uncertainty of the State budget and the possible actions of the State legislature, and an economy that continues to sputter. For these reasons, staff adopted a somewhat conservative approach to estimating General Fund revenues for the 2005-2006 fiscal year.

While the City’s General Fund is currently stable, it is reliant on revenues that are directly related to the health of the State’s economy and the actions of the California State Legislature. The State of California’s current structural deficit is unknown, however, it is certain to reduce the availability of state funding opportunities now, and in years to come.

In order reduce the reliance on State revenues, the City, through the Redevelopment Agency, is working on projects that will increase sales and property tax revenues. These projects, which have been identified in the City Council's Economic Development Goals, include the development of properties that are currently underutilized, blighted, or in need of substantial rehabilitation or redevelopment. These projects, when successfully implemented, will have a positive impact on future General Fund revenues. The highest priority projects are: completion of Broadway/Fremont; revitalization of the Auto Mall; construction of a hotel at 1350 Del Monte Boulevard; construction of the Main Gate shopping area; and construction of a golf resort hotel.

EXPENDITURES

The Budget for fiscal year 2005-2006 includes the costs of increases in the PERS rates of \$300,000 and the medical insurance rates of \$150,000. No salary increases have been included in the Proposed Budget. Existing Employee Memorandums of Understanding end on June 30, 2005 and are currently being negotiated. Other significant increases are \$100,000 of 9-1-1 dispatch costs and \$175,000 of public safety overtime costs. This Budget continues to reflect management's discretionary expenditure reductions in every department of approximately \$1,000,000, which were made throughout the budget during the 2004-2005 Budget process as a result of several budget study sessions. In addition, significant cost savings will be realized by leaving a number of vacant positions unfunded in the 2005-2006 fiscal year, eleven from last year and three new unfunded positions. While the cuts have been and continue to be significant, in most cases the changes will not be apparent to the general public. Therefore, service levels will be maintained at approximately the same level as in fiscal year 2004-2005.

BUDGET BALANCING

The following budget balancing alternatives are being considered, in whole or in part, to close the \$1.4 million gap in the 2005-2006 Proposed Budget:

- Cuts to operating expenditures – Approximately \$1 million in cuts to operating expenditures were made during the 2004-2005 budget process. These cuts continue in the 2005-2006 Proposed Budget. Further operating budget cuts would be difficult without impacting the level of service to the residents of Seaside especially in the Police and Fire departments.
- Hiring freeze – Eleven unfilled positions were frozen and unfunded in the 2004-2005 budget process. The 2005-2006 Proposed Budget continues the eleven frozen and unfunded positions and adds three more frozen and unfunded positions.
- Redevelopment Loan Payback – In prior years, the City loaned money to the Redevelopment Agency to do projects. In the 2003-2004 and the 2004-2005 fiscal years the City Council/Agency Board authorized the use of loan paybacks to close the General Fund budget gap - \$675,000 in 2003-2004 and \$600,000 in 2004-2005. The current loan balance due to the City is \$6,576,980; therefore there are funds available to repay the City. The 2005-2006 Proposed Budget includes a loan payback of \$1,000,000.
- Use of reserve funds - In the 2003-2004 and the 2004-2005 fiscal year the City Council/Agency Board authorized the use of reserve funds to close the budget gap - \$206,000 in 2003-2004 and \$900,000 in 2004-2005. The current estimated end of the year fund balance is \$5 million plus there is \$1.4 million in the Contingency Fund. The

use of \$400,000 to close the 2005-2006 budget gap would reduce the June 30, 2006 fund balance to approximately \$4.6 million plus the Contingency Fund. This will result in a fund balance that is approximately 30% of revenues. This is reasonable fund balance.

OTHER FUNDS

Community Development Block Grant (CDBG) Fund

The revenues to this fund come from grants from the Federal Community Development Act. CDGB funds are restricted to the revitalization of low and moderate-income areas of the City. In addition, the City of Seaside CDBG Fund receives income from the Embassy Suites rental and principal and interest income from several loan programs. Estimated revenues for 2005-2006 are \$716,000. Prior year estimates were \$805,000; grant revenue has decreased by \$20,000 and program income has decrease by \$75,000 due to a reduced number of existing loans. This funding source is threatened by the President's proposal to significantly reduce the CDBG program in future years.

CDBG expenditures for 2005-2006 are budgeted to be \$758,298, a 42% increase over the prior year. This is due to the use of some unspent carry-over funding from the 2004-2005 budget.

Gas Tax Funds

Gas tax funds are collected by the State from gas sales. They are then distributed by the State to cities and counties based on population. Gas Tax revenues are estimated to be \$611,000 during the 2005-2006 budget year. Gas tax fund expenditures are projected to be \$1,200,150 for the 2005-2006 year. Clearly, although Public Works tries to control the costs of street maintenance, gas tax collections do not cover the costs of street expenditures. The cost of street maintenance requires the General Fund to transfer an amount, \$600,000 budgeted in 2005-2006, to cover the difference between gas tax funding received from the State and the costs of street maintenance.

Proposition 172, Public Safety, Fund

Proposition 172 funds are collected by the State from the one-half percent sales tax approved by the voters in 1993. Per California Government Code Sections 30051-30056, these funds are designated to be spent by cities and counties for public safety. They are distributed by the State to cities and counties based on proportionate share of statewide taxable sales. We estimate that the Proposition 172 funding the City will receive in 2005-2006 is \$95,000. This funding will be used to pay for a portion the City's share of the County's 9-1-1 Dispatch Center. The total cost of the City's Dispatch service in 2005-2006 is \$350,000.

In addition to the funds distributed as described above, the County of Monterey and the cities within the County entered into an agreement in 1995 to allocate 10% of the County's share of the Proposition 172 funds to the cities. These funds were spent for the cities' share of the cost of the County of Monterey 9-1-1 Emergency Communications Dispatch Center, and the County has provided each city a proportionate credit toward their Dispatch Center billing with these funds. The County has changed the 1995 agreement. The County is not providing a credit to each city; instead the funds are now used by the County to offset the County's 9-1-1 dispatch costs. This

increased the cost of the City of Seaside's Dispatch Center billings by approximately \$100,000 in 2005-2006.

Stormwater Maintenance Fund

This fund was established to account for revenues and expenditures related to the operation and maintenance of the City's storm drain and stormwater management system. In order to comply with Federal and State Clean Water Standards, the City will be required to improve and manage the Stormwater system, including complying with NPDES Phase II permit. Staff is preparing a Stormwater Master Plan including a proposed stormwater fee to cover the costs of stormwater management.

Water Fund

The Water Fund receives revenues from user charges based on water usage. All expenditures for the operation of the water system including maintenance, capital outlay, debt service, and depreciation are charged to this fund. Water receipts are estimated to be \$381,000 for the 2005-2006 budget year. The Water Fund budgeted expenditures are \$625,000, \$244,000 more than revenues. A water rate study is currently underway to determine what the rates need to be to meet the needs of appropriately maintaining the Water Fund. In the meantime, the Water Fund is using accumulated fund balance to operate.

Redevelopment Agency Funds

The Redevelopment Funds are used to account for the activities of two redevelopment project areas – the Merged Project Area and the Ft. Ord Project Area. Revenue is derived largely from property tax increments. The revenues support capital improvements, low-to-moderate income housing programs, and bond payments.

The Redevelopment Agency collects property tax increment based on the property taxes collected over the base year collections. In the Merged Project Area, the estimated tax increment for the 2005-2006 Budget is \$9,412,000, \$5,440,000 for capital projects and \$3,972,000 for housing. In the second year of the Ft. Ord Project Area, actual collections for the 2004-2005 were significantly higher than estimated. The estimate for the 2005-2006 Budget is \$1,081,000, \$851,000 for capital projects and \$230,000 for housing. The expenditures for the 2005-2006 year anticipate a continuation of the redevelopment activity that is currently underway.

STRATEGIC PLAN

During the 2004-2005 fiscal year, the City Council held two strategic planning sessions. These sessions built upon the strategic planning work that began in April 2002, and included the development of the City's mission, vision and core values, which are:

Mission

“The City of Seaside is dedicated to providing excellent municipal services that enhance the quality of life for our diverse community.”

Vision

“By 2010, the City of Seaside will be a prosperous and fiscally sound, family-oriented community with a full range of housing, business, cultural and recreational opportunities in a safe and attractive environment.”

Core Values

“The City of Seaside values . . .

Ethical behavior

Respect

Honesty and Integrity

Accountability to each other and the public

Teamwork

Initiative and Innovation

Fiscal responsibility

Excellent customer service”

Three three-year goals have been developed to address the goals expressed in the vision statement. While there are many worthy projects that the City could pursue, the Strategic Plan identifies the following three as being most critical to the City’s vitality. The three goals for fiscal years 2004-2005, 2005-2006 and 2006-2007 are:

- *Achieve greater economic stability through the established economic development goals*
- *Implement planning and development of the former Ft. Ord property*
- *Enhance the quality of life in the City of Seaside*

The City Council’s engagement in the strategic planning process provided an opportunity to identify some of the fiscal constraints that continue to impact the City and take steps to strengthen the City’s long-term financial position. An important part of this process was reaffirming the economic development goals with the purpose of developing additional revenue sources required to accomplish the City’s mission and fulfill its vision.

The five economic development goals are:

- ***Complete Broadway-Fremont and develop a plan for a robust downtown***
- *Complete the Auto Center*
- *Complete Construction of a hotel at 1350 Del Monte Boulevard*
- *Break ground on a regional shopping center*
- *Break ground on a hotel at the golf course*

These projects have been designated as economic development priorities by the City Council because they have the greatest potential to solidify the City’s existing financial base or generate significant additional revenue in the next several years. The additional revenue is needed to correct the structural budget deficit and accommodate increasing costs while maintaining quality service levels. Therefore, it is important that we remain focused on moving the economic development projects forward in 2005-2006 in order to accomplish the City’s long-term strategic goals.

CONCLUSION

The 2005-2006 Budget has been developed to focus limited resources on the accomplishment of the City's strategic goals, demonstrating the City's commitment to reducing costs while maintaining service levels for the residents and businesses of the City of Seaside. In consideration of City's current fiscal constraints, the economic climate, the possibility of base closures, and the ongoing State budget deficit, the City will have to generate significant sources of additional revenue to continue to provide quality municipal services required in a growing community. Consistent with the City's mission and vision, the 2005-2006 Budget reflects the City Council's direction to maintain the current level of service while actively pursuing projects that will ultimately strengthen the City's fiscal position in order to enhance service levels in the future.

###

City of Seaside Community Profile

General

Seaside is located near Monterey on Monterey Bay, south of the San Francisco Bay area. Situated on rolling hills with an elevation from four to 400 feet, Seaside is best known as the “sunny spot” on the Peninsula, and, due to its hilly and unforested terrain, offers striking views of Monterey Bay and the Peninsula skyline.

The City of Seaside, the largest city on the Monterey Peninsula is situated immediately north of the City of Monterey, approximately 100 miles south of San Francisco. Seaside’s population is approximately 33,300 and included within its boundaries is part of the huge Fort Ord reservation. Seaside enjoys a marine climate with mild temperatures all year long; rarely going beyond the 70’s in summer or below 35 degrees in the winter. Annual rainfall average 16 inches. Some of the world’s most beautiful and exciting scenery is in the Seaside area, such as the spectacular seashore of Pebble Beach, Carmel-By-The-Sea, Pacific Grove, and Point Lobos State Park. Recreation activities include boating, fishing, swimming, surfing, and skin diving, hiking and horseback riding. The Monterey Peninsula is truly a fine place to live.

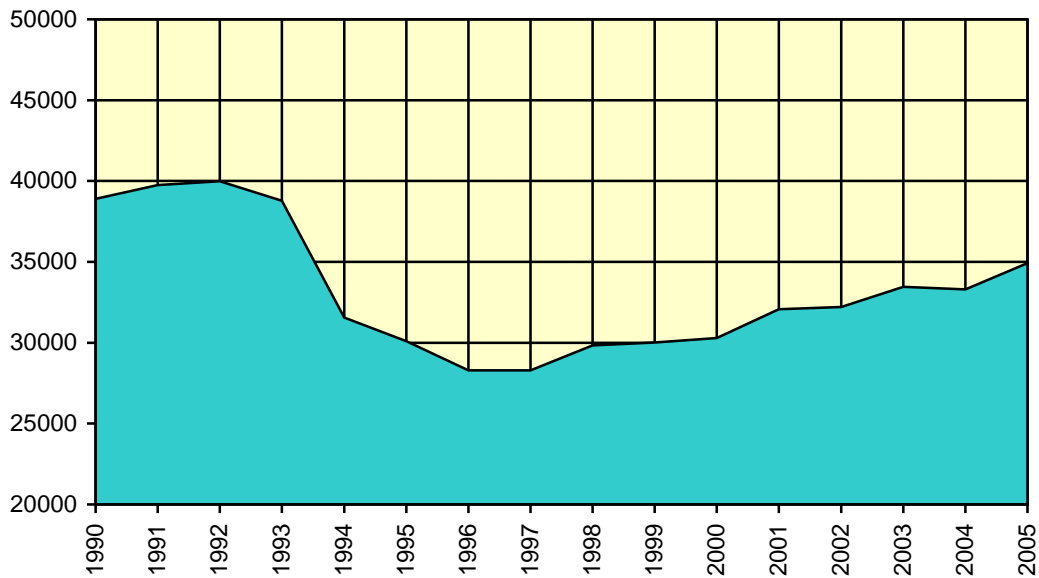
Municipal Government

The City was incorporated in 1954 as a general law city. The City operates under the Council/Manager form of government, which consists of a five-member city council and appointed city manager. The City Manager serves as Chief Executive Officer of the City.

Population

The following are the City's population estimates as of January 1 for the years 1990 to 2005.

<u>Year</u>	<u>City of Seaside</u>
1990	38,901
1991	39,757
1992	39,979
1993	38,785
1994	31,558
1995	30,102
1996	28,300
1997	28,297
1998	29,829
1999	30,015
2000	30,290
2001	32,079
2002	32,204
2003	33,461
2004	33,304
2005	34,918



Source: California State Department of Finance

Taxable Sales

A summary of the historic taxable sales within the City is shown below.

	<u>1998-1999</u>	<u>1999-2000</u>	<u>2000-2001</u>	<u>2001-2002</u>	<u>2002-2003</u>	<u>2003-2004</u>	<u>2004-2005</u>
Autos & Transportation	30,351,214	37,604,703	39,744,331	48,245,766	44,280,979	44,985,131	44,262,897
Building & Construction	2,542,731	2,378,041	3,090,841	3,593,021	3,821,297	3,528,772	4,586,814
Business & Industry	2,236,993	2,434,524	2,352,634	2,438,883	2,507,172	2,546,359	2,504,041
Food & Drugs	1,336,662	1,563,517	1,754,497	1,824,193	1,905,283	1,931,352	2,134,897
Fuel & Service Stations	1,417,145	1,695,724	1,879,793	1,642,193	1,648,441	2,417,310	2,716,993
General Consumer Goods	4,161,159	4,980,621	5,267,421	5,328,690	5,225,103	5,623,697	5,266,524
Restaurants & Hotels	<u>3,365,297</u>	<u>3,474,607</u>	<u>3,841,283</u>	<u>3,831,752</u>	<u>3,810,607</u>	<u>3,923,090</u>	<u>4,204,083</u>
Total	<u>45,411,200</u>	<u>54,131,738</u>	<u>57,930,800</u>	<u>66,904,497</u>	<u>63,198,883</u>	<u>64,955,710</u>	<u>65,676,249</u>

Top 26 Sales Tax Producers

Listed Alphabetically

Built In Distributors	Love Chevrolet
Butts Acura Audi	Monterey Tile & Marble
Butts Pontiac Cadillac Jeep	My BMW Porsche
Cardinal Mitsubishi GMC	My Infiniti
Cardinale Nissan	Rod & Ros Gas & Food Mart
Cost Plus	Seaside Shell
Cypress Coast Subaru	Staples
Del Rey Exxon	Toyota Motor Credit
Embassy Suites	Val Strough Ford Lincoln Mercury
Financial Services Vehicle Trust	Val Strough Honda Mazda
Grand Auto Supply	Victory Toyota Peninsula Lexus
Granite Rock	Walgreens
Larry Menke Volvo Buick Chrysler	Wester Volkswagen Dodge

Source: HdL Companies

City of Seaside
Principal Property Taxpayers 2004/2005
Listed Alphabetically

BSL Golf of California	Recreation Facilities
California American Water Company	Utility Services
Hannon Seaview Housing Partners LP	Residential
Laguna Plaza LLC	Commercial Property
McMorgan Institutional Real Estate	Commercial Property
Pilot House 60	Lodging/Visitor Services
Seaside Laguna Limited	Lodging/Visitor Services
Sunbay Resorts Associates	Residential/Lodging
Wells Fargo Bank Trust	Commercial Property
1050 South 12 th Street LLC	Residential

Source: HdL Companies

City of Seaside
Principal Transient Occupancy Taxpayers
Listed Alphabetically

Bay Breeze

Embassy Suites

Gateway Lodge

Holiday Inn Express

Howard Johnson

Magic Carpet

Pacific Best Inn

Sand Castle Inn

Seaside Inn

Thunderbird

Source: City of Seaside



**CITY OF SEASIDE AND SEASIDE REDEVELOPMENT AGENCY
STAFF REPORT**

TO: Honorable Mayor/Chair and City Council/Board Members
FROM: Les White, Interim City Manager/Interim Executive Director
BY: Daphne H. Hodgson, Finance Director
DATE: June 16, 2005
SUBJECT: ADOPTION OF THE PROPOSED BUDGET, PROPOSED FEE SCHEDULE FOR THE 2005-2006 FISCAL YEAR FOR THE CITY OF SEASIDE AND THE REDEVELOPMENT AGENCY OF THE CITY OF SEASIDE AND ADOPTION OF THE ANNUAL APPROPRIATIONS LIMIT AND THE SIX-YEAR CAPITAL IMPROVEMENT PROGRAM

PURPOSE

The purpose of this item is to give the City Council and the Agency Board the opportunity to discuss, to receive public comment on and then adopt the Proposed Budget and the Proposed Fee Schedule for the 2005-2006 Fiscal Year for the City of Seaside and the Redevelopment Agency of the City of Seaside, including adoption of the Annual Appropriations Limit. In addition, this item includes the adoption of the Six-Year Capital Improvement Program.

RECOMMENDATION

It is recommended that the City Council and the Agency Board:

1. Discuss and receive public comment on the Proposed Budget and the Proposed Fee Schedule
2. Adopt the attached resolution adopting the 2005-2006 Budget and the Annual Appropriations Limit.
3. Adopt the attached resolution adopting the 2005-2006 Fee Schedule
4. Adopt the attached resolution approving the Six-Year Capital Improvement Program

BACKGROUND

The Proposed Budget and the Proposed Fee Schedule for the 2005-2006 Fiscal Year for the City of Seaside and the Redevelopment Agency of the City of Seaside is based on the City Council's and the Agency Board's direction to focus limited resources on the accomplishment of the City's strategic goals and demonstrating the City's commitment to reducing costs while maintaining service levels for the residents and businesses of the City of Seaside. The City needs to generate significant sources of additional revenue to continue to provide quality municipal services. Consistent with the City's mission and vision, this Budget reflects the City Council's and the

Agency Board's direction to maintain the current level of service while actively pursuing projects that will ultimately strengthen the City's fiscal position in order to maintain and enhance service levels in the future.

The City of Seaside continues to face a General Fund structural deficit. Without new revenues, the structural deficit will continue. Economic development projects are needed to provide the City with new sources of General Fund revenue to close the deficit gap.

The Proposed 2005-2006 General Fund Budget shows a deficit of approximately \$1,400,000. The Budget contains some conservative revenue increases. We are seeing an improvement in the economy and we have some new projects that are almost complete, Chili's, Home Depot and Starbucks. The Proposed Budget does not include employee cost-of-living increases but does absorb the increased cost of pension contributions and health insurance. Other expenditure increases included in the Proposed Budget are employee step increases, overtime, fuel and utilities. Vacant positions, including positions frozen in the 2004-2005 Budget process and additional positions frozen during 2004-2005 in accordance with the hiring freeze, have not been funded in the Proposed Budget.

Revenues:

It appears that we are seeing the economic recovery in our actual 2004-2005 receipts. Therefore we have conservatively increased our revenue estimates for the Proposed 2005-2006 Budget. The key revenue sources in the General Fund are Sales Tax, Property Tax, Transient Occupancy Tax (TOT), and Utility User Tax (UUT).

The largest revenue source in the General Fund is the **Sales tax**, derived from the 1% tax (of a total 7.25% tax) applied to taxable goods sold within the City. The majority of taxable goods continues to be motor vehicles sold within the City's Auto Center. With the improvement in the economy in 2004-2005, automobile sales have improved. The expected continued improvement in the economy, and the opening of Home Depot, Chili's and Starbucks is anticipated to continue to improve our sales tax revenue. We have estimated \$5.6 million for 2005-2006.

With the State's "Triple Flip," **Property tax revenues** have become a much more significant source of revenue to the City of Seaside. In November 2003, the Governor Schwarzenegger permanently lowered the Vehicle License Fees (VLF), and with the passage of Proposition 57 in March 2004, a permanent supplemental property tax in-lieu payment is to be made to cities to backfill the permanent reduction in VLF funding. This has increased the City's property tax revenues for 2004-2005 and it will continue in 2005-2006. However, each city and county is required to make a "contribution to solving the State's budget deficit" (ERAF III). The City of Seaside's contribution in 2004-2005 and 2005-2006 is \$300,000. At this time, it is anticipated that the 2005-2006 property taxes will be similar to the current year; the estimate is \$2.5 million.

Another key General Fund revenue is the **Transient Occupancy Tax (TOT)**, which is a 12% tax applied to all hotel/motel room rentals in the City. This revenue is subject to the fluctuations of the economy, and there have been significant decreases in collections since late 2001. However, with the recovering economy, we have seen improved TOT receipts and we anticipate a continued improvement. The 2005-2006 TOT estimate is \$1.9 million.

The **Utility User Tax (UUT)**, a 6% tax on Electric, Gas, Telephone, Water and Cable bills, is another important General Fund revenue. The UUT is one of the City's most stable revenues, in that it does not fluctuate dramatically from year-to-year. The UUT continues to be a very important source of funds, and its collection is essential to maintaining current service levels. In the upcoming budget year, a small increase in this revenue source is expected, due primarily to rising utility rates. The estimate is \$1.85 million.

Other important General Fund revenues, such as fees for development applications and new construction, are also affected by the health of the economy. There has been an increase in these revenues during the past two years, despite the slowing economy, due primarily new construction of the Seaside Highlands residential subdivision and accelerated remodeling activity. It is anticipated that Seaside Highlands will be built out as of June 2005; therefore, the on-going estimates have been decreased accordingly. New building activity such as, Broadway/Fremont, the Golf Resort and homes, and the Del Monte Hotel will generate significant fees when they are underway.

In summary, the General Fund revenues for the 2005-2006 fiscal year are projected to be slightly higher than last year's adjusted estimates (an increase of \$120,000 or 1%). This is an \$815,000 or 6% increase over the 2004-2005 Adopted Budget. There are a number of potential threats to the City's long-term fiscal stability that continue to be of concern to the fiscal health of the City: the uncertainty of the State budget and the related actions of the Governor and the State legislature, the local, state and national economy, and the uncertainty of development projects being completed in a timely manner.

Expenditures:

The 2005-2006 Proposed Budget does not include a cost-of-living increase for employees. However, it does include the increased cost of pension contributions and health insurance. The Proposed Budget also includes the cost of employee step increases, increased overtime, and increases in fuel and utilities. Cost savings were realized from a number of vacant positions that were unfunded in the 2004-2005 fiscal year and continue to be unfunded in the Proposed Budget. Additional positions were frozen during fiscal 2004-2005 in accordance with the hiring freeze, and they have not been funded in the Proposed Budget. The 2005-2006 Proposed Budget assumes the maintenance of service levels, resulting in a structural deficit of approximately \$1.4 million.

Budget Balancing Alternatives:

The following budget balancing alternatives may be used, in whole or in part, to close the \$1.4 million gap in the 2005-2006 Proposed Budget:

- Cuts to operating expenditures – Approximately \$1 million in cuts to operating expenditures were made during the 2004-2005 budget process. These cuts continue in the 2005-2006 Proposed Budget. Further operating budget cuts would be difficult without impacting the level of service to the residents of Seaside especially in the Police and Fire departments.
- Hiring freeze – Eleven unfilled positions were frozen and unfunded in the 2004-2005 budget process. The 2005-2006 Proposed Budget continues the eleven frozen and unfunded positions and adds three more frozen and unfunded positions.
- Redevelopment Loan Payback – In prior years, the City loaned money to the Redevelopment Agency to do projects. In the 2003-2004 and the 2004-2005 fiscal years

the City Council/Agency Board authorized the use of loan paybacks to close the General Fund budget gap - \$675,000 in 2003-2004 and \$600,000 in 2004-2005. The current loan balance due to the City is \$6,576,980; therefore there are funds available to repay the City. The 2005-2006 Proposed Budget includes a loan payback of \$1,000,000.

- Use of reserve funds - In the 2003-2004 and the 2004-2005 fiscal year the City Council/Agency Board authorized the use of reserve funds to close the budget gap - \$206,000 in 2003-2004 and \$900,000 in 2004-2005. The current estimated end of the year fund balance is \$5 million plus there is \$1.4 million in the Contingency Fund. The use of \$400,000 to close the 2005-2006 budget gap would reduce the June 30, 2006 fund balance to approximately \$4.6 million plus the Contingency Fund. This will result in a fund balance that is approximately 28% of expenditures. This is reasonable fund balance.

In order to reduce and eliminate the General Fund structural deficit, new revenues will be needed – retail and restaurants to produce sales tax and/or hotels to produce transient occupancy tax. The other alternative that could be used to eliminate the deficit would be to reduce expenditures by \$1.4 million. However, an operating budget decrease of \$1.4 million would significantly affect the level of service in the City, including police and fire services. The 2005-2006 Budget gap can be closed using Redevelopment loan paybacks and General Fund Operating Fund Balance or Reserves. This does not correct the structural deficit, but gives the City time to continue to work toward a more permanent solution.

The Capital Improvement Program (CIP) for 2005-2011 has been included as part of the 2005-2006 Budget process. Public Works prepared the CIP looking forward to the year 2011. The 2005-2006 projects are largely projects to be continued from the 2004-2005 Budget Year. Staff presented the draft Six-Year Capital Improvement Program at the June 2, 2005 City Council/Agency Board meeting. No revisions or modifications were requested by the Council/Board to the Six-Year CIP. Staff is requesting City Council/Agency Board approval on the capital projects for fiscal year 2005-2006 and the capital project priorities in the subsequent years through 2011. A resolution approving the Six-Year Capital Improvement Program is attached to this staff report.


COORDINATION

City Manager and all department heads

ATTACHMENTS

1. Resolution Adopting the 2005-2006 Budget
2. Resolution Adopting the 2005-2006 Fee Schedule
3. Resolution Approving the 2005-2011 Capital Improvement Program

Reviewed for Submission to the City Council
and the Agency Board by:



Les White, Interim City Manager/Interim Executive Director

RESOLUTION NO. 05-39

A RESOLUTION OF THE CITY COUNCIL OF THE CITY OF SEASIDE AND THE REDEVELOPMENT AGENCY OF THE CITY OF SEASIDE ADOPTING THE ANNUAL BUDGET AND THE ANNUAL APPROPRIATIONS LIMIT OF THE CITY OF SEASIDE AND THE REDEVELOPMENT AGENCY OF THE CITY OF SEASIDE FOR THE FISCAL YEAR 2005-2006

WHEREAS, the City Council of the City of Seaside and the Redevelopment Agency Board of the Redevelopment Agency of the City of Seaside have considered the Fiscal Year 2005-2006 Annual Budget; and

WHEREAS, the City Council and the Agency Board have reviewed the Fiscal Year 2005-2006 Operating Budget contained in the aforementioned document and made desired modifications; and

WHEREAS, the City Council and the Agency Board are required to adopt a balanced budget in which total appropriations do not exceed estimated revenues; and

WHEREAS, the City Council is required to adopt an annual appropriations limit.

NOW, THEREFORE BE IT RESOLVED, that the City Council of the City of Seaside and the Redevelopment Agency Board of the Redevelopment Agency of the City of Seaside adopts the following:

1. The Fiscal Year 2005-2006 Annual Operating Budget, as may be modified.
2. Personnel costs are appropriated with the following restrictions: a) Authorized positions are limited to the positions approved and the funds appropriated for the approved positions; b) The City Manager/Executive Director may authorize filling vacant, approved positions, as necessary, restricted to the funds available.
3. The City Manager/Executive Director may approve appropriation transfers of \$10,000 or less. Transfers in excess of \$10,000 must be authorized by the City Council or the Agency Board, as appropriate. Transfers may not exceed the amount appropriated to each Department.
4. The Director of Finance shall make any modifications authorized by the City Council or the Agency Board to the Fiscal Year 2005-2006 Annual Budget prior to publication. The Fiscal Year 2005-2006 Adopted Annual Budget will be published as required by the Municipal Code and City Ordinance.
5. The appropriations limit for the Fiscal Year 2005-2006, in accordance with Article XIII B of the California State Constitution, calculated as follows:

2004-2005 Appropriations Limit	\$17,553,430
2004-2005 Appropriations Subject to the Limit	\$11,842,000
2004-2005 Limit in Excess of Appropriations	\$ 5,711,430

2005-2006 Appropriations Limit Adjustment Factors:	
Increase in per capita personal income	1.0526
Population Change (City factor)	1.0164
2005-2006 Appropriations Limit	
2005-2006 Appropriations Subject to the Limit	\$18,779,759
2005-2006 Limit in Excess of Appropriations	\$12,444,300
	\$ 6,335,459

6. In accordance with Section 3.12.110 of the City of Seaside Municipal Code, the requirements for General Fund contributions to the Capital Outlay Fund and the Capital Improvement Fund are waived.

PASSED AND ADOPTED at a joint meeting of the City Council/Agency Board of the City of Seaside and the Redevelopment Agency Board of the Redevelopment Agency of the City of Seaside duly held on the 16th day of June 2005 by the following vote:

AYES: COUNCIL/BOARD MEMBERS: Choates, Jordan, Mancini, Bloomer, Rubio

NOES: COUNCIL/BOARD MEMBERS: None

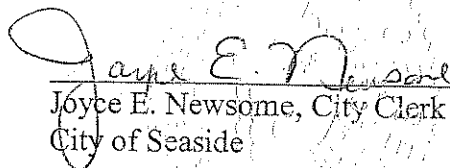
ABSENT: COUNCIL/BOARD MEMBERS: None

ABSTAIN: COUNCIL/BOARD MEMBERS: None



Ralph Rubio, Mayor/Chairperson
City of Seaside/Redevelopment Agency of
the City of Seaside

ATTEST:



Joyce E. Newsome, City Clerk
City of Seaside



Les White, Interim Secretary
Redevelopment Agency of the City of
Seaside

RESOLUTION NO. 05-40

A RESOLUTION OF THE CITY COUNCIL OF THE CITY OF SEASIDE ADOPTING THE 2005-2006 FEE SCHEDULE OF THE CITY OF SEASIDE

WHEREAS, the City Council of the City of Seaside has considered the Proposed 2005-2006 Fee Schedule; and

WHEREAS, the City Council has made any desired modifications to the Proposed 2005-2006 Fee Schedule.

NOW, THEREFORE BE IT RESOLVED, that the City Council of the City of Seaside adopts the 2005-2006 Fee Schedule.

PASSED AND ADOPTED at a joint meeting of the City Council/Agency Board of the City of Seaside duly held on the 16th day of June 2005 by the following vote:

AYES: COUNCILMEMBERS: Choates, Jordan, Mancini, Bloomer, Rubio

NOES: COUNCILMEMBERS: None


ABSENT: COUNCILMEMBERS: None


ABSTAIN: COUNCILMEMBERS: None



Ralph Rubio, Mayor
City of Seaside

ATTEST:





Joyce E. Newsome, City Clerk



RESOLUTION NO. 05-41

A RESOLUTION OF THE CITY COUNCIL AND REDEVELOPMENT AGENCY OF THE CITY OF SEASIDE APPROVING THE SIX YEAR CAPITAL IMPROVEMENT PROGRAM FOR FISCAL YEAR 2005-06 THROUGH 2010-11

WHEREAS, the Six Year Capital Improvement Program has been prepared for consideration by the City Council/Agency Board; and

WHEREAS, this program covers planned improvements to city property, such as streets, parks, and governmental buildings; and

WHEREAS, it is desirable for the City of Seaside to implement a Six Year Capital Improvement Program to facilitate long and short range planning goals; and

WHEREAS, the Six Year Capital Improvement Program represents a continuation of last year's programs and incorporates changes to reflect current priorities.

NOW, THEREFORE, BE IT RESOLVED that that the City Council/Agency Board of the City of Seaside hereby approves the implementation of the Fiscal Year 2005/2006 Capital Improvement Plan and in concept the remaining five years of the Six Year Capital Improvement Program for 2005-06 through 2010-11. Individual projects may be added subject to the availability of funds and City Council approval.


PASSED AND ADOPTED at a joint meeting of the City Council/Agency Board of the City of Seaside duly held on the 16th day of June 2005 by the following vote:

AYES: COUNCIL/BOARD MEMBERS: Choates, Jordan, Mancini, Bloomer, Rubio

NOES: COUNCIL/BOARD MEMBERS:

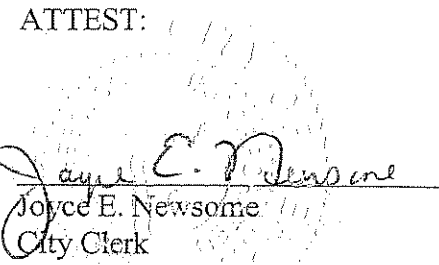

ABSENT: COUNCIL/BOARD MEMBERS:

ABSTAIN: COUNCIL/BOARD MEMBERS:



Ralph Rubio
Mayor, City of Seaside

ATTEST:

Joyce E. Newsome
City Clerk



CITY OF SEASIDE 2005-2006 BUDGET PROCESS

The City of Seaside's 2005-2006 budget process began with the City Council's commitment to strategic planning and goal setting. The City Council conducted strategic planning sessions for 2005-2006, one in June and one in January. The goals that were developed in these sessions formed the basis for the development of the budget.

In January we conducted a Mid-Year Review of the current year budget and in April we did an update of the mid-year review. After this review was complete and adjustments were made to the current year budget, as needed, we began the budget process.

Each department reviewed their prior years expenditures, their current year goals and their goals for the upcoming year. From this information, the departments prepared their proposed budget. The departments' proposed appropriations were submitted to the Finance Department for compilation.

The Finance Department prepared revenues estimates using a variety of projections techniques, i.e. prior year collections, economic trends analysis, knowledge of program changes, etc. The revenues estimates and the departments' proposed appropriations, including proposed reductions, were compiled into the draft of the proposed budget.

The Proposed Budget was presented to the City Council for their review on May 19, 2005. Two public meetings to discuss the budget and hear input from the community were held on June 2nd and June 16th. The Budget was formally adopted on June 16, 2005.

Budget Policies

- The City Council will adopt and maintain a balanced annual operating budget and a five-year capital improvement budget.
- Current annual operating revenues will be equal to or greater than current operating expenditures.
- The City will set fees and user charges for enterprise fund activities at a level that fully supports the total direct and indirect program costs.
- The City will establish fees for service based upon an awareness of the total direct and indirect costs of offering the service. It is recognized that certain services may be subsidized by general taxes as determined by the City Council.
- The identification of funding sources will be required for new or expanded programs.
- The City will provide for maintenance and replacement of fixed assets and equipment, as appropriate.
- The City will comply with all the requirements of Generally Accepted Accounting Principles (GAAP).
- The City will annually retain the services of an independent Certified Public Accounting firm to audit the City's financial statements and conduct any tests of the City's records deemed necessary to render an opinion on the City's compliance with Generally Accepted Accounting Principles (GAAP).
- The Adopted Budget may be adjusted from time to time during the fiscal year as needed to accomplish the goals of the City Council. An Adjustment of less than \$10,000 within a department may be proposed by the department head and approved by the Finance Director and the City Manager. Budget adjustments of more than \$10,000 require City Council Approval.
- The City's General, Special Revenue, Capital Project and Trust Funds are budgeted and accounting for using the modified accrual basis of accounting. Their revenues are recognized when they become measurable and available as net current assets. Property tax revenues and assessments receivable are accrued when collected within 60 days following year-end. Other revenues that are accrued include sales, utility

users and transient occupancy taxes, interest, rent, grants earned and certain other intergovernmental revenue. Expenditures are generally recognized when the liability is incurred, except that interest and principal on general long-term obligations are recognized when due. Enterprise and Internal Service Funds are accounted for using the accrual basis of accounting. Their revenues are recognized when earned, and their expenses are recognized when incurred.



California Society of Municipal Finance Officers

Certificate of Award

Excellence in Operational Budgeting 2004-05

Presented to

City of Seaside

This certificate recognizes Excellent Achievement in Operational Budgeting and reflects an outstanding budget document and the underlying budgeting process through which the budget is implemented.

February 24, 2005



Agnes J. Walker
Agnes Walker
Chair, Budgeting & Financial Management

Dedicated to Excellence in Municipal Financial Management

The California Society of Municipal Finance Officers (CSMFO) has presented an award of Excellence in Operational Budgeting for fiscal year 2004-2005.

In order to receive this award, a governmental unit must publish a budget document that meets various program criteria. The award is for a period of one year only.



Fund Balance





**CITY OF SEASIDE
FUND BALANCE FORWARD ESTIMATE
2005-2006 ADOPTED BUDGET**

<u>Fund #</u>	<u>Fund Name</u>	Estimated July 1, 2005 Fund Balance for <u>Budget</u>	2005/2006 Estimated <u>Revenues</u>	2005/2006 Estimated <u>Expenditures</u>	2005/2006 Transfers <u>In (Out)</u>	Estimated June 30, 2006 <u>Fund Balance</u>
100	General	4,892,735	14,914,950	16,183,471	85,305	3,709,519
101	Contingency	1,394,800	-	-	96,695	1,491,495
102	Capital Outlay	2,283	-	217,920	218,000	2,363
103	Laguna Grande	(228,710)	165,000	377,200	-	(440,910)
106	OES/FEMA	(5,959)	-	-	-	(5,959)
113	POMA	(225,541)	750,000	1,016,950	-	(492,491)
200	CDBG	33,577	715,999	733,498	-	16,078
203	BJA Grant	42,586	8,000	53,259	-	(2,673)
204	Office of Traffic Safety	(2,260)	40,000	30,310	-	7,430
205	COPS in Schools Grant	(9,735)	135,000	109,200	-	16,065

**CITY OF SEASIDE
FUND BALANCE FORWARD ESTIMATE
2005-2006 ADOPTED BUDGET**

<u>Fund #</u>	<u>Fund Name</u>	Estimated July 1, 2005 Fund Balance for Budget	2005/2006 Estimated Revenues	2005/2006 Estimated Expenditures	2005/2006 Transfers In (Out)	Estimated June 30, 2006 Fund Balance
208	CLEEP	2,881	20,000	17,792	-	5,089
209	MPC Training - Police	7,475	-	-	-	7,475
210	Highway User Tax (2105)	(13,966)	225,000	1,200,450	1,000,000	10,584
212	Highway User Tax (2107)	24,943	280,000	-	(300,000)	4,943
214	Gas Tax-Engineering (2107.5)	44,919	6,000	-	-	50,919
215	Highway User Tax (2106)	8,037	100,000	-	(100,000)	8,037
218	MPC Training - Fire	17,605	-	8,200	-	9,405
220	Proposition 172	(11,769)	95,000	84,800	-	(1,569)
221	Ca Supplemental Law Enforce	8,748	100,000	217,800	-	(109,052)
241	Drug Programs	7,900	5,000	-	-	12,900

**CITY OF SEASIDE
FUND BALANCE FORWARD ESTIMATE
2005-2006 ADOPTED BUDGET**

<u>Fund #</u>	<u>Fund Name</u>	Estimated July 1, 2005 Fund Balance for <u>Budget</u>	2005/2006 Estimated <u>Revenues</u>	2005/2006 Estimated <u>Expenditures</u>	2005/2006 Transfers <u>In (Out)</u>	Estimated June 30, 2006 <u>Fund Balance</u>
244	Found Property	6,511	1,000	-	-	7,511
251	Senior Programs	321,146	12,000	-	-	333,146
252	Oldemeyer Maintenance	3,692	5,000	-	-	8,692
253	Youth Center Maintenance	77,309	25,000	-	-	102,309
254	Employee Events	404	1,000	300	-	1,104
255	Soper Field Community Center	5,955	20,000	-	-	25,955
261	Impact Fees	960,024	-	-	-	960,024
271	Stormwater	(82,104)	-	260,000	-	(342,104)
281	Thermal Imaging Camera	21,033	-	-	-	-
300	Capital Projects	(31,924)	-	-	-	(31,924)

**CITY OF SEASIDE
FUND BALANCE FORWARD ESTIMATE
2005-2006 ADOPTED BUDGET**

<u>Fund #</u>	<u>Fund Name</u>	Estimated July 1, 2005 Fund Balance for Budget	2005/2006 Estimated Revenues	2005/2006 Estimated Expenditures	2005/2006 Transfers In (Out)	Estimated June 30, 2006 Fund Balance
303	Capital Project - Ft. Ord	(63,567)	-	-	-	(63,567)
304	Pattullo Swim Center	633,886	-	-	-	633,886
308	Seaside Library	145,467	-	-	-	145,467
310	Fremont Blvd. Improvements	(4,961)	-	-	-	(4,961)
313	ADA Improvements	(74,161)	-	-	-	(74,161)
328	Commuter Bike/Pedestrian Path	(14,063)	-	-	-	(14,063)
329	90" Storm Drain	(111,848)	-	-	-	(111,848)
333	City Hall Generator	105,530	-	-	-	105,530
334	Speed Survey	(11,077)	-	-	-	(11,077)
337	In-Pavement Warning System	45,000	-	-	-	45,000

**CITY OF SEASIDE
FUND BALANCE FORWARD ESTIMATE
2005-2006 ADOPTED BUDGET**

<u>Fund #</u>	<u>Fund Name</u>	Estimated July 1, 2005 Fund Balance for Budget	2005/2006 Estimated Revenues	2005/2006 Estimated Expenditures	2005/2006 Transfers In (Out)	Estimated June 30, 2006 Fund Balance
351	Kenneth Street Assessment	5,473	-	-	-	5,473
352	City-Wide Curb and Gutter	22,337	50,000	68,700	-	3,637
401	Water Fund	1,192,519	381,000	569,350	-	1,004,169
501	Equipment Maintenance	62,430	565,000	621,100		6,330
502	Insurance	147,521	620,000	1,045,000		(277,479)
503	Management Information	54,403	375,600	368,300		61,703
951	Sanitation District Operating	231,381	510,000	607,620	(5,000)	128,761
952	Sanitation Dist. Capital Outlay	(241,111)	-	-	-	(241,111)
953	Sanitation Dist. Capital Imp.	221,887	10,000	-	-	231,887
954	Sanitation Dist. Insurance	15,000	-	5,000	5,000	15,000

**CITY OF SEASIDE
FUND BALANCE FORWARD ESTIMATE
2005-2006 ADOPTED BUDGET**

<u>Fund #</u>	<u>Fund Name</u>	Estimated July 1, 2005 Fund Balance for Budget	2005/2006 Estimated Revenues	2005/2006 Estimated Expenditures	2005/2006 Transfers In (Out)	Estimated June 30, 2006 Fund Balance
981	Ft. Ord RDA Operating & Capital	(163,832)	1,000	1,187,200	850,000	(500,032)
982	Ft. Ord Debt Service	1,397	850,000	-	(850,000)	1,397
983	Ft. Ord RDA Housing	187,612	230,000	146,000		271,612
991	RDA Operating & Capital	5,078,316	5,440,000	2,515,750	(2,700,000)	5,302,566
992	Redevelopment Debt Service	4,965,040	-	1,055,560	1,700,000	5,609,480
993	Redevelopment Housing	2,152,745	3,972,000	2,865,000	-	3,259,745
996	Redevelopment Bond Proceeds	20,812,558	-	708,700	-	20,103,858
	Total	42,817,168	30,628,549	32,274,430	-	41,001,563

Revenue



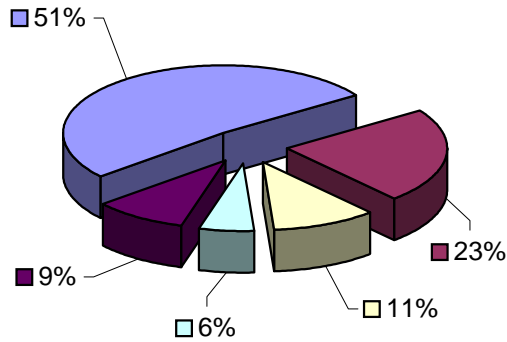




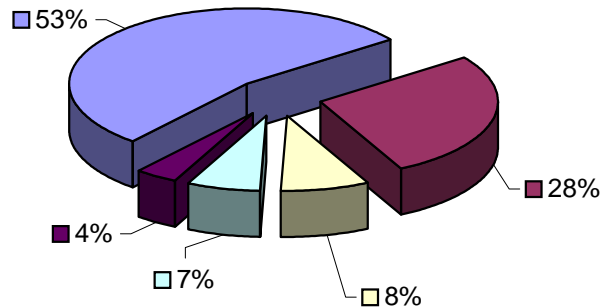
This page intentionally left blank

Total Revenues - all funds

Actual 03-04



Adjusted Budget 04-05

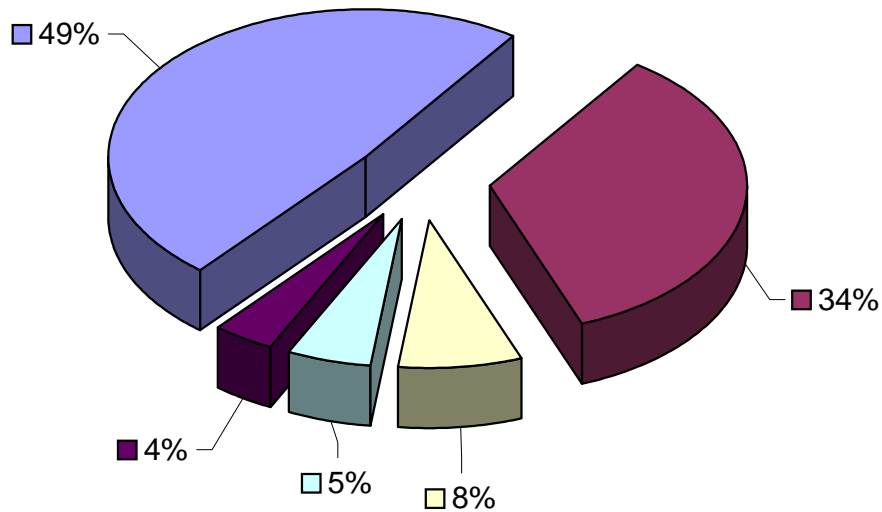


- General Funds
- Redevelopment Agency Funds
- Public Works Funds
- Internal Service Funds
- Other Special Revenue Funds

	<u>Actual</u> 00-01	<u>Actual</u> 01-02	<u>Actual</u> 02-03
<u>General Funds</u>	14,846,794	14,958,524	15,518,538
<u>Redevelopment Agency Funds</u>	5,387,636	4,831,847	5,039,018
<u>Public Works Funds</u>	1,715,414	2,146,371	3,189,008
<u>Internal Service Funds</u>	1,736,193	1,248,520	1,372,238
<u>Other Special Revenue Funds</u>	1,346,418	1,767,151	1,805,738
	25,032,455	24,952,413	26,924,540

- General Funds
 - Public Works Funds
 - Other Special Revenue Funds
- Redevelopment Agency Funds
 - Internal Service Funds

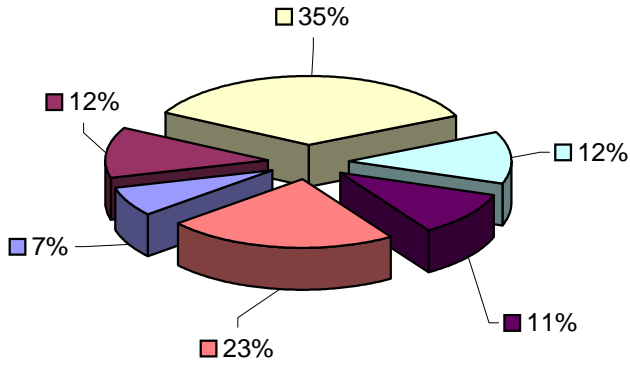
Adopted Budget
05-06



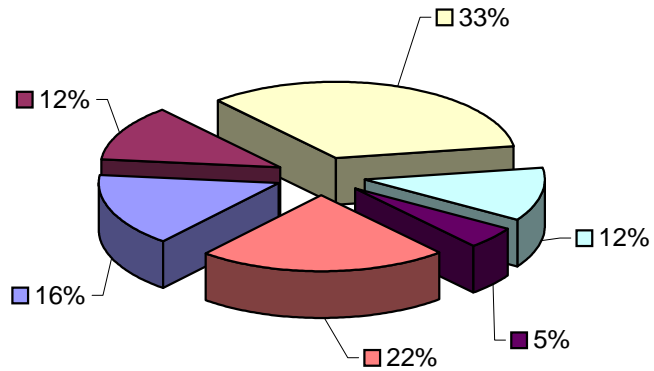
Actual	Adjusted Budget	Adopted Budget	
03-04	04-05	05-06	
14,695,636	15,943,495	14,914,950	General Funds
6,459,611	8,139,269	10,493,000	Redevelopment Agency Funds
3,010,380	2,314,981	2,427,000	Public Works Funds
1,590,230	1,971,794	1,560,600	Internal Service Funds
2,700,844	1,171,205	1,232,999	Other Special Revenue Funds
28,456,701	29,540,744	30,628,549	

Total Revenues - General Fund

Actual 03-04



Adjusted Budget 04-05

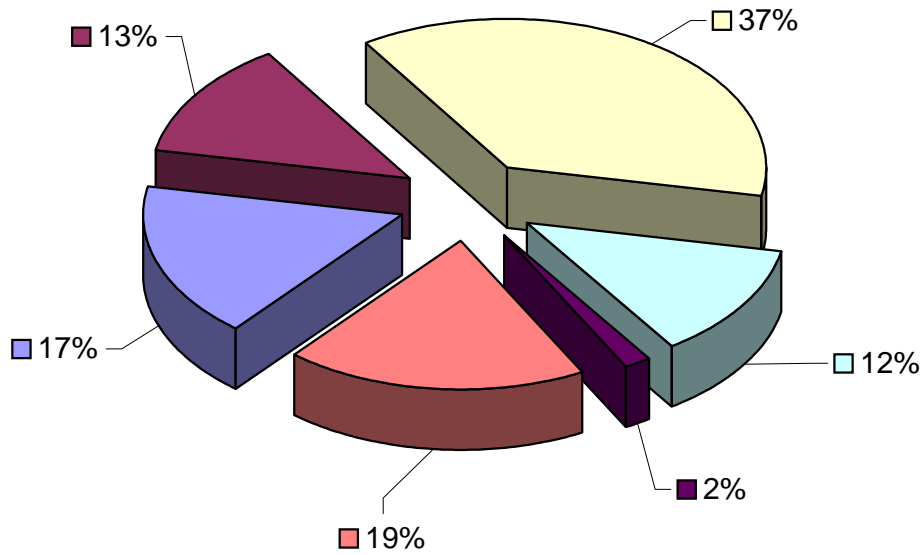


- Property Tax
- Transient Occupancy Tax
- Sales Tax
- Utility User Tax
- Motor Vehicle In-Lieu
- Other General Fund Revenues

	Actual 00-01	Actual 01-02	Actual 02-03
<u>Property Tax</u>	944,070	993,812	1,103,484
<u>Transient Occupancy Tax</u>	2,113,672	1,865,414	1,801,890
<u>Sales Tax</u>	5,349,134	5,933,687	5,387,851
<u>Utility User Tax</u>	1,662,879	1,604,020	1,688,840
<u>Motor Vehicle In-Lieu</u>	1,840,914	1,810,207	1,836,002
<u>Other General Fund Revenues</u>	2,936,125	2,751,384	3,700,471
	14,846,794	14,958,524	15,518,538

- Property Tax
- Transient Occupancy Tax
- Sales Tax
- Utility User Tax
- Motor Vehicle In-Lieu
- Other General Fund Revenues

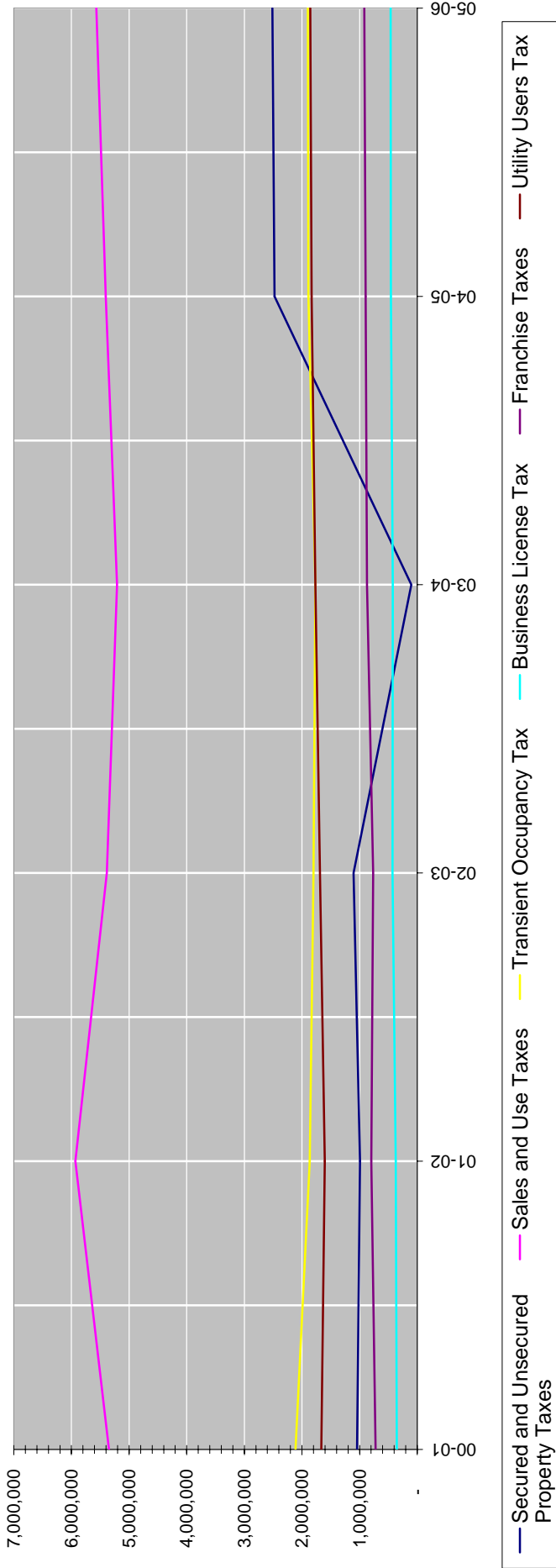
Adopted Budget
05-06



Actual	Adjusted Budget	Adopted Budget	
03-04	04-05	05-06	
1,000,938	2,476,408	2,515,000	<u>Property Tax</u>
1,765,488	1,886,877	1,900,000	<u>Transient Occupancy Tax</u>
5,206,994	5,405,646	5,570,000	<u>Sales Tax</u>
1,768,995	1,833,564	1,854,000	<u>Utility User Tax</u>
1,553,337	758,593	250,000	<u>Motor Vehicle In-Lieu</u>
3,399,884	3,582,407	2,825,950	<u>Other General Fund Revenues</u>
14,695,636	15,943,495	14,914,950	



Taxes



	Actual	Actual	Actual	Actual	Actual	Adjusted Budget	Adjusted Budget
	00-01	01-02	02-03	03-04	04-05	05-06	05-06
Secured and Unsecured Property Taxes	1,042,553	993,812	1,103,484	100,938	2,476,408	2,515,000	
Sales and Use Taxes	5,349,134	5,933,687	5,387,851	5,206,994	5,405,646	5,570,000	
Transient Occupancy Tax	2,113,672	1,865,414	1,801,890	1,765,488	1,886,877	1,900,000	
Business License Tax	356,443	371,151	429,565	425,212	455,000	460,000	
Franchise Taxes	723,345	798,749	764,524	870,028	893,750	920,000	
Utility Users Tax	1,662,879	1,604,020	1,688,840	1,768,995	1,833,564	1,854,000	
	11,248,026	11,566,833	11,176,154	10,137,655	12,951,245	13,219,000	



**City of Seaside
Revenue Detail**

Revenues

Fund: General Fund

Code	Code Description	Actual 00-01	Actual 01-02	Actual 02-03	Actual 03-04	Adjusted Budget 04-05	Adopted Budget 05-06
3101	Secured Property Tax	799,165	850,222	928,843	728,191	2,181,600	2,200,000
3103	Unsecured Property Tax	39,186	40,732	47,008	38,081	59,253	65,000
3104	Property Tax Transfer	64,943	61,019	77,485	193,368	145,192	150,000
3108	Supplemental Assessment Roll	40,776	41,839	50,148	41,298	90,363	100,000
	<i>Total Property Taxes</i>	<i>944,070</i>	<i>993,812</i>	<i>1,103,484</i>	<i>1,000,938</i>	<i>2,476,408</i>	<i>2,515,000</i>
3110	ERAF Reimbursement AB1661	98,483	0	0	0	0	0
3121	Sales & Use Tax	5,349,134	5,933,687	5,387,851	5,206,994	5,405,646	5,570,000
3122	Transient Occupancy Tax	2,113,672	1,865,414	1,801,890	1,765,488	1,886,877	1,900,000
3123	Franchise-PG&E	154,081	206,970	178,034	184,263	192,410	195,000
3124	Franchise-Television	184,302	169,582	160,232	161,762	158,482	165,000
3125	Franchise-Trash Collection	322,231	357,933	362,664	435,992	483,307	500,000
3126	Franchise-Water	30,962	33,144	33,594	58,011	29,375	30,000
3127	Franchise-Sanitation	31,769	31,120	30,000	30,000	30,176	30,000
	<i>Total Franchise Fees</i>	<i>723,345</i>	<i>798,749</i>	<i>764,524</i>	<i>870,028</i>	<i>893,750</i>	<i>920,000</i>
3128	Business License Tax	356,443	371,151	429,565	425,212	455,000	460,000
3131	Utility User PG&E	850,266	703,028	767,323	769,126	788,404	790,000
3132	Utility User Telephone	521,471	601,672	535,307	601,769	657,137	670,000
3133	Utility User Cal AM Water	146,893	116,743	182,147	202,661	196,723	200,000
3134	Utility User-City Water	14,667	15,185	14,701	14,765	13,452	14,000
3135	Utility User-Cable	129,582	167,392	189,362	180,674	177,848	180,000
	<i>Total Utility User Tax</i>	<i>1,662,879</i>	<i>1,604,020</i>	<i>1,688,840</i>	<i>1,768,995</i>	<i>1,833,564</i>	<i>1,854,000</i>
	Taxes	11,248,026	11,566,833	11,176,154	11,037,655	12,951,245	13,219,000

**City of Seaside
Revenue Detail**

Revenues

Fund: General Fund

Code	Code Description	Actual 00-01	Actual 01-02	Actual 02-03	Actual 03-04	Adjusted Budget 04-05	Adopted Budget 05-06
3201	Bingo Permit	100	0	117	150	150	150
3202	Animal License	4,436	4,521	5,660	8,575	4,800	4,800
3205	Parade Permit	50	0	35	0	100	100
3210	Plan Check Fees	0	35,009	176,552	219,899	168,495	100,000
3211	Building Permit	73,633	86,914	335,557	771,472	601,924	200,000
3212	Electrical Permit	8,379	8,310	8,304	6,755	4,797	5,000
3213	Plumbing Permit	8,917	10,988	9,075	6,057	3,388	5,000
3214	Certificate of Occupancy	9,649	10,418	23,636	40,618	28,300	15,000
3215	Sewer Permits	0	406	361	86	0	200
3221	Sign Permit	20	0	1,715	3,429	1,753	1,500
3223	Home Occupation/Garage Sales	3,750	4,024	4,367	6,422	8,061	6,500
3224	Zoning permit 0 Residential	1,718	3,522	1,644	850	1,069	2,000
3225	Use Permit	13,125	15,119	17,475	17,543	20,427	18,000
3231	Street Opening Permit	4,297	3,702	4,709	4,790	8,479	5,000
3232	Tree Permits	0	0	5	1,840	3,128	2,000
3233	Water Allocation Permit	0	0	0	0	1,300	1,000
3242	Other Licenses & Permits	255	0	275	3,173	500	1,500
	Licenses and Permits	128,329	182,933	589,487	1,091,659	856,671	367,750
3301	Revenue Recovery	0	0	0	22,550	23,208	25,000
3302	Parking Fines	27,051	28,671	41,300	23,006	18,386	20,000
3303	Other Court Fines	84,377	60,642	46,669	59,212	40,221	40,000
3304	Property Maintenance Fines	3,021	5,168	5,388	5,280	6,352	5,500
3305	Building fines	776	4,040	1,270	668	2,061	2,000
3509	Traffic Safety Fines	85,828	68,808	76,987	74,938	59,789	60,000
	Fines	201,053	167,329	171,614	185,654	150,017	152,500

**City of Seaside
Revenue Detail**

Revenues

Fund: General Fund

Code	Code Description	Actual 00-01	Actual 01-02	Actual 02-03	Actual 03-04	Adjusted Budget 04-05	Adopted Budget 05-06
3401	Interest Income	965,621	476,323	113,496	67,282	56,141	75,000
3405	Land/Cell Sites Rentals	6,732	19,799	65,383	27,339	30,586	30,000
3406	Wheeler Property Rent	6,000	5,500	6,250	6,000	6,000	6,000
3480	Golf Course rental	0	50,000	100,030	100,000	100,000	100,000
	Income From Investments	978,353	551,622	285,159	200,621	192,727	211,000
3501	Motor Vehicle in Lieu	1,840,914	1,810,207	1,836,002	1,553,337	243,449	250,000
3501	Motor Vehicle in Lieu - one time	0	0	0	0	515,144	0
3502	Homeowner Property Relief	10,591	9,987	971	0	0	0
3504	Police Officer Training Stds.	11,255	10,056	31,120	18,806	19,037	15,000
3505	Off Highway Motor Vehicle	1,455	313	851	973	1,151	1,000
3506	SB90 Reimbursement	26,618	162,242	10,397	0	40,812	0
3508	Booking Fees	0	0	22,643	22,643	22,643	22,600
3543	CDBG Grant - General Plan	0	0	0	106,228	0	0
3544	Dept of Commerce Grant - General Plan	0	0	73,772	0	0	0
	Revenue From Other Agencies	1,890,833	1,992,805	1,975,756	1,701,987	842,236	288,600
3601	Police - DUI/Drug	0	8,000	0	0	0	1,000
3602	Vehicle Abatement Fee	71,019	55,906	78,694	59,223	30,792	40,000
3603	Fixit Ticket Fee	1,974	2,171	3,537	5,010	3,288	4,000
3605	Fingerprint Fee	2,820	11,860	4,629	4,874	8,433	5,000
3606	Animal Shelter Fee	230	1,680	2,490	4,790	9,501	5,000
3608	Police False Alarm	1,980	1,320	2,961	4,710	0	3,000
3614	Fire Contract Revenues	0	0	0	0	71,122	100,000
3623	Fire Inspection0Business	0	4,600	1,140	12,231	16,000	15,000
3627	Fireworks Inspection Booth	0	780	520	480	0	500

**City of Seaside
Revenue Detail**

Revenues

Fund: General Fund

Code	Code Description	Actual 00-01	Actual 01-02	Actual 02-03	Actual 03-04	Adjusted Budget 04-05	Adopted Budget 05-06
3628	Plan Check Fire Ext/Sprinkler	40	80	240	1,120	6,880	3,000
3651	Use Dev/Precise Plan	0	0	1,338	4,560	4,000	3,000
3652	Real Property Certification	13,263	13,016	16,400	27,620	27,433	16,000
3653	BAR Review / Sign Permit	11,442	8,613	19,192	23,480	16,977	15,000
3654	Sale of Maps, Pubs, Reports	3,293	1,631	1,927	2,050	1,528	2,000
3657	Variance Appli. Filing Fee	6,136	3,387	6,087	7,696	(92)	6,000
3658	Environmental Review Fee	608	1,190	1,028	1,828	2,247	1,000
3660	Appeals / Planning / BAR	512	1,082	0	1,812	1,967	1,000
3661	Subdivision Map Fee	2,980	2,090	4,072	6,280	6,000	4,000
3665	Traffic Advisory Committee Fee	0	0	0	0	30	50
3666	Engineering Plan Check	420	4,435	12	1,288	1,600	1,500
3667	Site Plan Review	1,016	1,349	488	2,723	663	2,000
3668	Zoning/Plan Amendments	0	2,670	3,916	5,000	5,100	3,500
3670	Jazz Art Show	0	5,904	4,332	5,003	3,102	3,500
3671	Recreation Income	4,166	4,280	12,581	14,055	1,000	1,000
3672	Center Rental	41,640	43,623	43,600	53,416	55,656	60,000
3673	Pre-School Fee	15,504	11,489	14,546	15,334	25,463	20,000
3674	Other Community Classes	14,721	14,343	18,337	45,445	59,440	55,000
3675	Art Commission	0	2,491	1,650	853	1,000	1,000
3676	Swimming Pool Revenue	20,043	16,626	8,350	0	22,875	25,000
3677	Swimming Pool Rent	11,903	14,057	9,040	0	6,711	10,000
3678	Swimming Pool Class Fees	26,108	28,610	14,067	0	22,041	20,000
3679	Recreation Day Camp	29,533	35,399	44,725	37,926	34,323	35,000
3680	Adult Donations	0	0	0	10,575	50	50
3681	Senior Taxi Scrip Program	0	8,680	5,055	5,480	2,940	4,000
3683	Summer Concerts	0	(1,868)	4,510	2,225	3,403	4,000
3685	Program Donations - Recreation	0	0	0	4,900	4,500	1,000

**City of Seaside
Revenue Detail**

Revenues

Fund: General Fund

Code	Code Description	Actual 00-01	Actual 01-02	Actual 02-03	Actual 03-04	Adjusted Budget 04-05	Adopted Budget 05-06
3693	Sanitation District Overhead	92,176	81,593	33,990	20,100	60,640	60,000
3691	Park Rental Fees	0	0	0	4,178	7,352	6,500
3699	Police Service Charges	1,223	1,875	4,613	8,885	12,381	10,000
	Fees & Charges	374,750	392,962	368,067	405,150	536,346	547,600
3563	Other Revenues-Reimbursements	25,450	1,504	0	145	0	0
3709	Sale of Real / Personal Property	0	0	0	300	285,500	0
3720	Misc Revenue	0	59,122	37,937	2,558	1,000	1,000
3750	Seaside Highlands-K&B Bakewell	0	0	850,000	0	0	0
3765	Reimbursements-Police	0	939	14,628	17,539	22,131	25,000
3766	Reimbursements-Fire	0	939	48,950	53,361	85,909	90,000
3767	Reimbursements-Public Works	0	634	651	(1,425)	11,713	12,000
3768	Reimbursements-Recreation	0	2	4	76	0	100
3769	Reimbursements-Planing	0	0	0	300	0	100
3790	Donations	0	0	409	0	8,000	100
3791	Clearing-Suspense	0	40,750	136	0	0	100
3799	Cash Over (Short)	0	150	(414)	56	0	100
	Miscellaneous - Other Revenue	25,450	104,040	952,301	72,910	414,253	128,500
	General Fund Revenue	14,846,794	14,958,524	15,518,538	14,695,636	15,943,495	14,914,950



**City of Seaside
Revenue Detail**

Revenues

Fund: All Other Funds

Code	Code Description	Actual 00-01	Actual 01-02	Actual 02-03	Actual 03-04	Adjusted Budget 04-05	Adopted Budget 05-06
Fund 101	Contingency Fund						
3401	Interest	0	28,394	25,542	0	0	0
	Total Revenue	0	28,394	25,542	0	0	0
Fund 103	Laguna Grande Parking						
3712	Laguna Grande Parking Authority	67,075	60,674	418,575	141,938	148,602	165,000
	Total Revenue	67,075	60,674	418,575	141,938	148,602	165,000
Fund 106	FEMA/OES						
3562	FEMA/OES	15,304	22,348	42,891	0	0	0
	Total Revenue	15,304	22,348	42,891	0	0	0
Fund 113	POMA						
3715	POMA	62,596	757,537	987,760	457,462	708,666	750,000
	Total Revenue	62,596	757,537	987,760	457,462	708,666	750,000
Fund 200	Community Development Block Grant						
3407	Rent - Embassy Suites	0	84,795	101,300	102,800	102,400	102,200
3541	CDBG Grant Revenue	515,262	592,697	778,815	906,908	418,500	469,202
3551	Misc. Revenue	26,659	24,575	35,898	23,263	13,240	17,334
3552/3554	CDBG Program Income	265,212	243,460	412,111	175,962	105,920	127,263
	Total Revenue	807,133	945,527	1,328,124	1,208,933	640,060	715,999
Fund 203	BJA Grant						
3561	Bureau of Justice Assistance	154,014	61,021	52,772	41,524	18,704	4,000
3562	BJA – Bullet Proof Vests	0	0	4,875	8,706	4,440	4,000
	Total Revenue	154,014	61,021	57,647	50,230	23,144	8,000

**City of Seaside
Revenue Detail**

Revenues

Fund: All Other Funds

Code	Code Description	Actual 00-01	Actual 01-02	Actual 02-03	Actual 03-04	Adjusted Budget 04-05	Adopted Budget 05-06
Fund 204	BJA Grant						
3509	Office of Traffic Safety	0	2,346	2,903	0	105,810	40,000
	Total Revenue	0	2,346	2,903	0	105,810	40,000
Fund 205	COPS in Schools Grant						
3565	COPS in Schools Grant	0	0	0	0	81,214	135,000
3566	CPP Grant	6,008	9,441	14,037	124	0	0
	Total Revenue	6,008	9,441	14,037	124	81,214	135,000
Fund 208	California Law Enforcement Grant						
3568	CLEEP Grant	110,474	41,668	21,777	798	0	20,000
	Total Revenue	110,474	41,668	21,777	798	0	20,000
Fund 209	MPC Training - Police						
3765	MPC Reimbursements	0	6,311	81	1,083	0	0
	Total Revenue	0	6,311	81	1,083	0	0
Fund 210	Gas Tax (2105)						
3503	Gas Tax (2105)	232,827	186,131	205,000	207,489	209,081	215,000
3767	Reimbursements	0	0	0	16,785	35,000	10,000
	Total Revenue	232,827	186,131	205,000	224,274	244,081	225,000
Fund 212	Gas Tax (2107)						
3503	Gas Tax (2107)	307,914	242,330	292,992	278,656	276,327	280,000
	Total Revenue	307,914	242,330	292,992	278,656	276,327	280,000
Fund 214	Gas Tax (2107.5)						
	Gas Tax (2107.5)	6,000	6,000	6,000	6,618	6,000	6,000
	Total Revenue	6,000	6,000	6,000	6,618	6,000	6,000

**City of Seaside
Revenue Detail**

Revenues

Fund: All Other Funds

Code	Code Description	Actual 00-01	Actual 01-02	Actual 02-03	Actual 03-04	Adjusted Budget 04-05	Adopted Budget 05-06
Fund 215	Gas Tax (2106)						
3503	Gas Tax (2106)	108,949	80,323	97,974	90,718	90,931	100,000
	Total Revenue	108,949	80,323	97,974	90,718	90,931	100,000
Fund 216	Traffic Congestion						
3514	Traffic Congestion Relief	215,901	79,440	91,176	264	0	0
	Total Revenue	215,901	79,440	91,176	264	0	0
Fund 218	MPC Training - Fire						
3765	MPC Reimbursements	0	12,109	3,992	1,685	0	0
	Total Revenue	0	12,109	3,992	1,685	0	0
Fund 219	PAL Grant						
3541	Grant Revenue	0	0	0	3,440	4,382	0
	Total Revenue	0	0	0	3,440	4,382	0
Fund 220	Public Safety ½ Cent Sales Tax						
3507	Public Safety ½ Cent Sales Tax	81,499	80,906	84,680	86,941	92,613	95,000
	Total Revenue	81,499	80,906	84,680	86,941	92,613	95,000
Fund 221	Cal Supp Grant						
3510	Ca. Supplemental Law Enforcement	110,573	111,440	101,950	101,256	100,000	100,000
	Total Revenue	110,573	111,440	101,950	101,256	100,000	100,000
Fund 224	RSTP Grant						
3567	RSTP Grant	0	0	322,104	986,000	0	0
	Total Revenue	0	0	322,104	986,000	0	0

**City of Seaside
Revenue Detail**

Revenues

Fund: All Other Funds

Code	Code Description	Actual 00-01	Actual 01-02	Actual 02-03	Actual 03-04	Adjusted Budget 04-05	Adopted Budget 05-06
Fund 240	ABC/CSU Underage Drinking Grant						
3541	Grant Revenue	0	0	5,195	38,740	0	0
	Total Revenue	0	0	5,195	38,740	0	0
Fund 241	Narcotics Enforcement Fund						
3306	Asset Seizure funds	0	28,653	3,938	8,088	5,000	5,000
	Total Revenue	0	28,653	3,938	8,088	5,000	5,000
Fund 242	Homeland Security						
3563	Other revenue	0	0	0	43,059	6,325	0
	Total Revenue	0	0	0	43,059	6,325	0
Fund 244	Found Property						
3563	Other revenue	0	1,250	2,668	911	2,492	1,000
	Total Revenue	0	1,250	2,668	911	2,492	1,000
Fund 251	Senior Programs						
3690	Senior Programs	0	300,848	14,465	11,643	10,538	12,000
	Total Revenue	0	300,848	14,465	11,643	10,538	12,000
Fund 252	Oldemeyer Center Fund						
3672	Center Rentals	0	5,602	3,749	5,906	2,852	5,000
	Total Revenue	0	5,602	3,749	5,906	2,852	5,000
Fund 253	Youth Center Fund						
3672	Center Rentals	0	30,559	22,860	27,616	25,137	25,000
	Total Revenue	0	30,559	22,860	27,616	25,137	25,000

**City of Seaside
Revenue Detail**

Revenues

Fund: All Other Funds

Code	Code Description	Actual 00-01	Actual 01-02	Actual 02-03	Actual 03-04	Adjusted Budget 04-05	Adopted Budget 05-06
Fund 254 Employee Events							
3720	Miscellaneous revenue	0	0	3,139	2,257	700	1,000
	Total Revenue	0	0	3,139	2,257	700	1,000
Fund 255 Soper Field Community Center Fund							
3672	Center Rentals	0	0	0	0	0	15,000
3790	Donations	0	0	0	50,583	13,728	5,000
	Total Revenue	0	0	0	50,583	13,728	20,000
Fund 261 Impact Fees							
3740	Public Works Yard	0	0	0	54,511	0	0
3741	Vactor Truck	0	0	0	35,000	0	0
3742	Military/COE Access	0	0	0	588,300	0	0
3745	Fire Substation	0	0	0	130,380	0	0
3746	Fire Apparatus	0	0	0	87,084	0	0
3748	Police Equipment & Staffing	0	0	0	24,826	0	0
3749	Police Dept Expansion	0	0	0	45,562	0	0
3401	Interest Income	0	0	0	18,201	0	0
	Total Revenue	0	0	0	983,864	0	0
Fund 351 Kenneth Street Assessment District							
3752	Assessments	0	8,833	2,000	6,789	0	0
	Total Revenue	0	8,833	2,000	6,789	0	0
Fund 352 Citywide Curbs, Gutters & Sidewalks							
3752	Assessments	61,413	69,895	64,100	66,898	57,210	50,000
	Total Revenue	61,413	69,895	64,100	66,898	57,210	50,000

**City of Seaside
Revenue Detail**

Revenues

Fund: All Other Funds

Code	Code Description	Actual 00-01	Actual 01-02	Actual 02-03	Actual 03-04	Adjusted Budget 04-05	Adopted Budget 05-06
Fund 401	Water Fund						
3696	Service Charges	330,184	330,033	360,000	367,913	336,663	380,000
3767	Reimbursements	0	0	0	8,117	137	1,000
	Total Revenue	330,184	330,033	360,000	376,030	336,800	381,000
Fund 501	Equipment Maintenance						
3701	Internal Service Charges	508,610	433,600	522,404	479,751	437,100	565,000
	Total Revenue	508,610	433,600	522,404	479,751	437,100	565,000
Fund 502	Property / Casualty						
3710	Internal Service Charges	683,282	425,420	599,834	578,133	735,200	545,000
3720	Other Revenues	0	0	0	0	387,494	75,000
	Total Revenue	683,282	425,420	599,834	578,133	1,122,694	620,000
Fund 503	Management Information Systems						
3703	Internal Service Charges	544,301	389,500	250,000	532,346	412,000	375,600
	Total Revenue	544,301	389,500	250,000	532,346	412,000	375,600
Fund 951-954	Sanitation District Funds						
3101	Property Taxes	132,083	136,761	150,453	145,437	126,820	130,000
3401	Interest	53,944	24,127	46,029	6,112	5,000	5,000
3692	User Fees	176,933	239,381	170,299	295,525	368,754	380,000
	Other	21,008	3,634	40,646	1,346	3,000	5,000
	Total Revenue	383,968	403,903	407,427	448,420	503,574	520,000
Fund 981	Ft Ord RDA Cap Projects						
3761	Reimbursements	0	0	0	47,186	14,001	1,000
	Total Revenue	0	0	0	47,186	14,001	1,000

**City of Seaside
Revenue Detail**

Revenues

Fund: All Other Funds

Code	Code Description	Actual 00-01	Actual 01-02	Actual 02-03	Actual 03-04	Adjusted Budget 04-05	Adopted Budget 05-06
Fund 982	Ft Ord RDA Debt Service						
3105	Tax Increment RDA-Ft Ord	0	0	0	285,468	823,777	850,000
	Total Revenue	0	0	0	285,468	823,777	850,000
Fund 983	Ft Ord RDA Set Aside Fund						
3105	Tax Increment RDA-Ft Ord	0	0	0	71,516	206,257	230,000
	Total Revenue	0	0	0	71,516	206,257	230,000
Fund 991	Redevelopment Agency Project Fund						
3105	Property Taxes	3,155,428	3,283,786	3,351,330	4,088,360	4,595,703	4,770,000
3401	Interest	634,977	331,483	270,371	356,492	564,704	600,000
3709	Sale of Property					499,265	0
	Other	474,063	76,186	78,030	161,750	24,017	70,000
	Total Revenue	4,264,468	3,691,455	3,699,731	4,606,602	5,683,689	5,440,000
Fund 993	Redevelopment Agency Housing Set-Aside Fund						
3105	Property Taxes	788,856	820,946	837,833	1,022,090	1,148,927	1,272,000
3401	Interest	182,957	82,871	103,337	67,015	79,410	100,000
3554	Other Income	151,355	236,575	398,117	359,734	183,208	200,000
	Sale of San Pablo Housing Project	0	0	0	0	0	2,400,000
	Total Revenue	1,123,168	1,140,392	1,339,287	1,448,839	1,411,545	3,972,000
	Total All Other Funds Revenue	10,185,661	9,993,889	11,406,002	13,761,065	13,597,249	15,713,599
	GRAND TOTAL REVENUES:	25,032,455	24,952,413	26,924,540	28,456,701	29,540,744	30,628,549



Expenditures

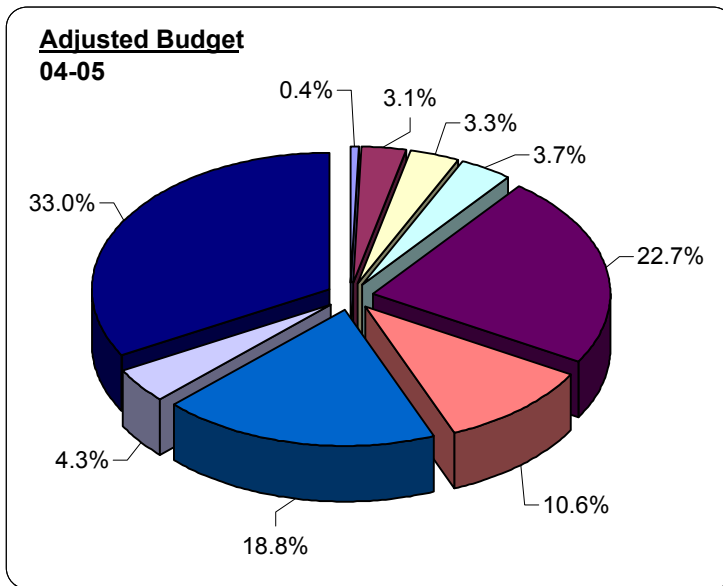
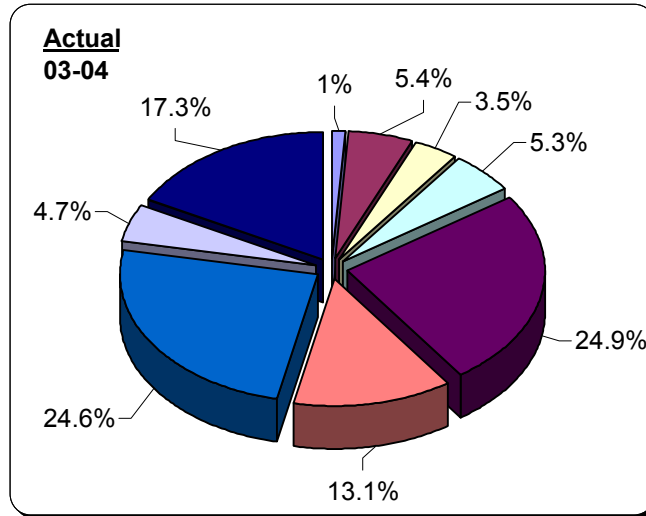






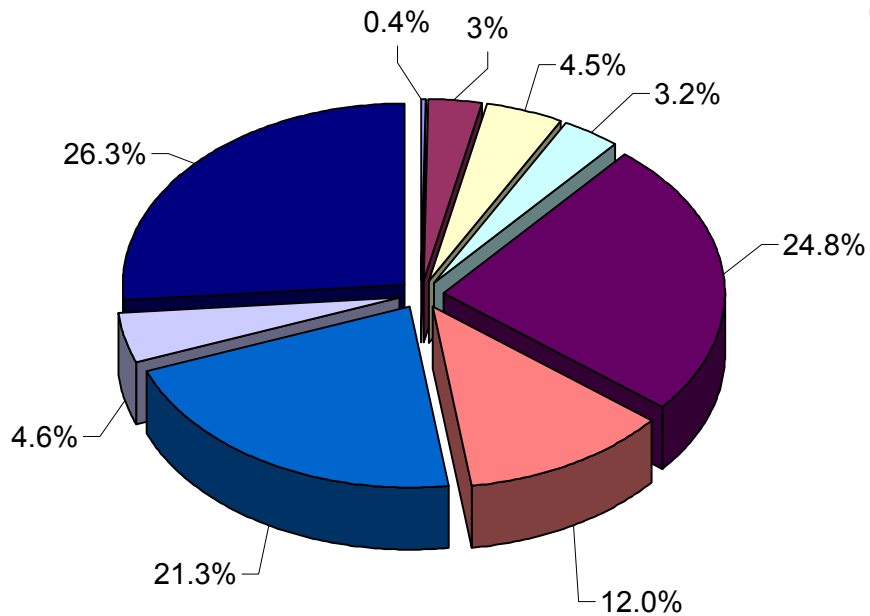
This page intentionally left blank

Total Expenditures by function-all funds



	Actual 00-01	Actual 01-02	Actual 02-03
Legislative Body	192,983	204,781	250,566
City Manager / City Admin	982,197	1,135,304	1,339,432
Finance Department	1,050,884	1,500,657	872,361
Community Development Dept	1,055,151	1,132,377	1,316,742
Police Department	5,327,417	5,737,545	6,139,208
Fire Department	2,570,539	3,124,176	3,232,066
Public Works Department	4,857,169	5,488,758	6,071,467
Recreation & Community Actv.	1,007,202	998,124	1,163,549
Redevelopment Agency City Seaside	5,200,592	3,828,819	4,271,779
Total	22,244,135	23,150,540	24,657,170

Adopted Budget
05-06

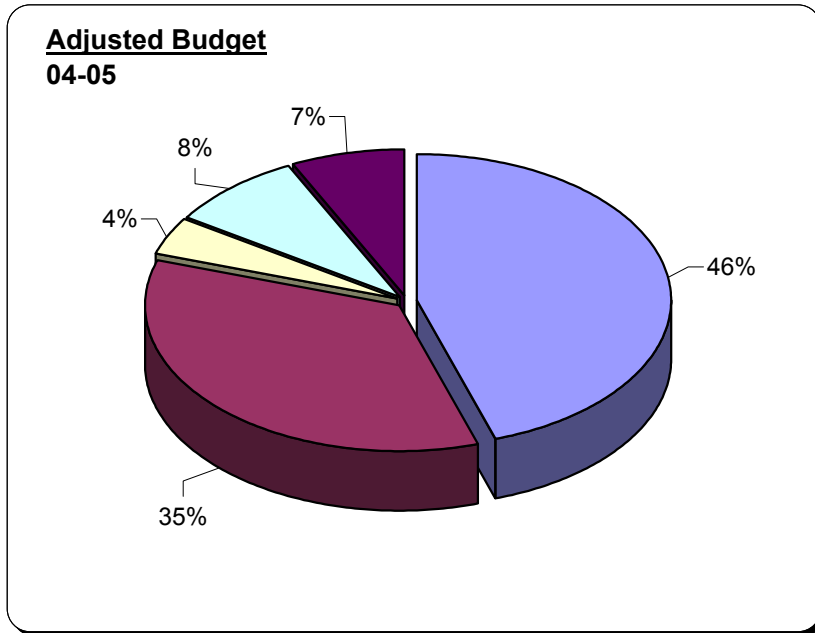
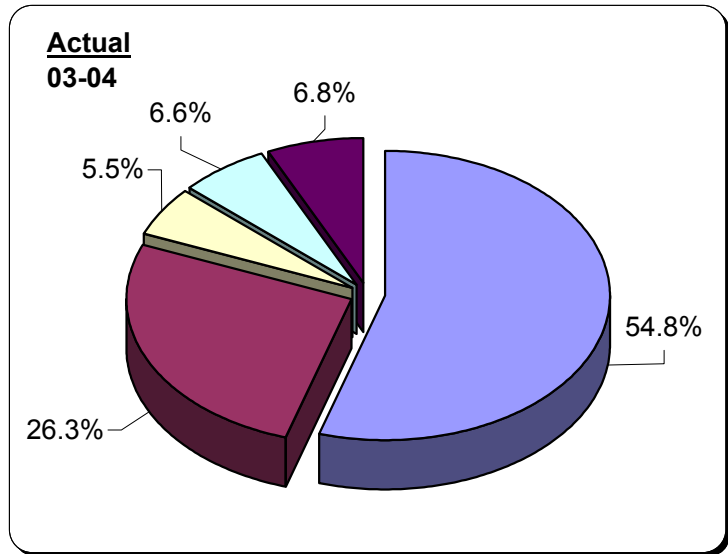


- Legislative Body
- City Manager / City Admin
- Finance Department
- Community Development Dept
- Police Department
- Fire Department
- Public Works Department
- Recreation & Community Actv.
- Redevelopment Agency City Seaside

Actual	Adjusted Budget	Adopted Budget	
03-04	04-05	05-06	
236,404	151,270	122,170	Legislative Body
1,200,631	1,073,670	936,873	City Manager / City Admin
1,174,908	1,137,710	1,456,900	Finance Department
1,371,147	1,263,227	1,039,298	Community Development Dept
6,900,529	7,787,601	8,018,661	Police Department
3,594,647	3,633,890	3,874,300	Fire Department
5,448,505	6,442,670	6,876,190	Public Works Department
1,188,224	1,469,260	1,471,828	Recreation & Community Actv.
4,182,739	11,309,564	8,478,210	Redevelopment Agency City Seaside
25,297,734	34,268,862	32,274,430	Total

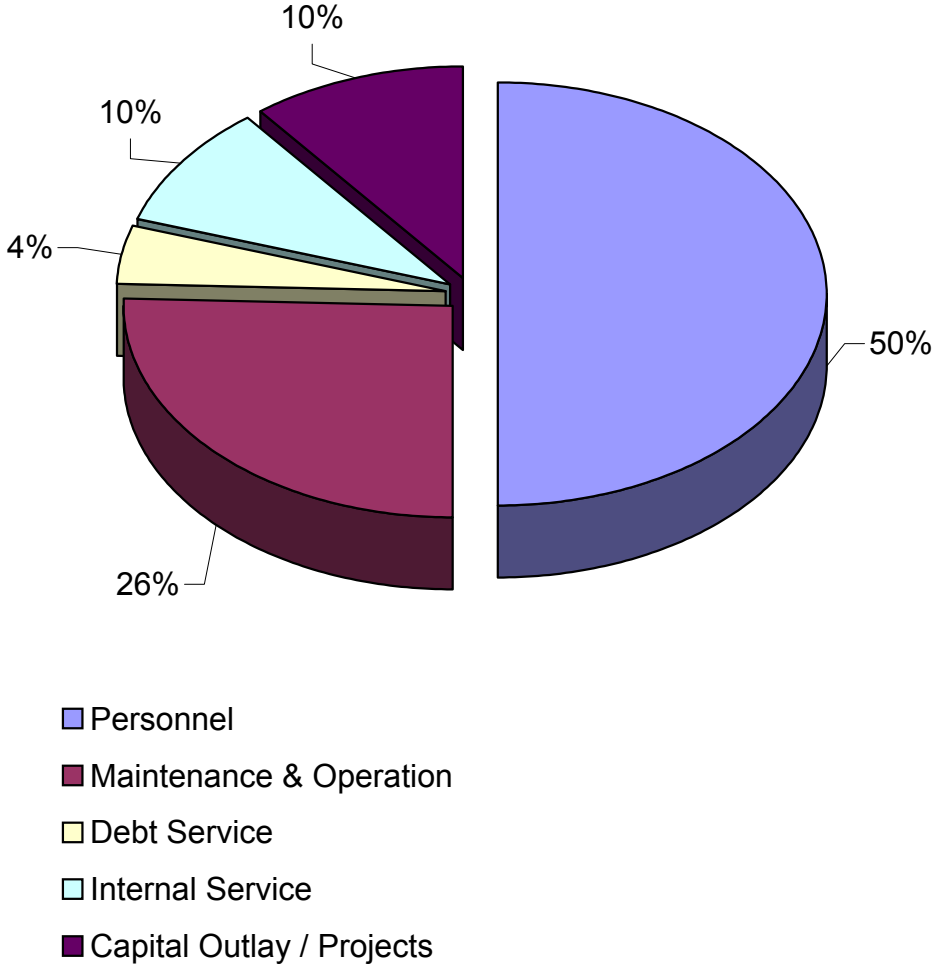
Total Expenditures

by type - all funds



	Actual 00-01	Actual 01-02	Actual 02-03
Personnel	9,963,468	10,826,802	12,632,616
Maintenance & Operation	5,457,538	6,683,870	6,277,229
Debt Service	3,637,530	1,889,451	1,216,159
Internal Service	1,859,152	1,962,079	1,456,354
Capital Outlay / Projects	1,326,447	1,788,339	3,074,812
Administrative Allocation	-	-	-
Total	22,244,135	23,150,541	24,657,170

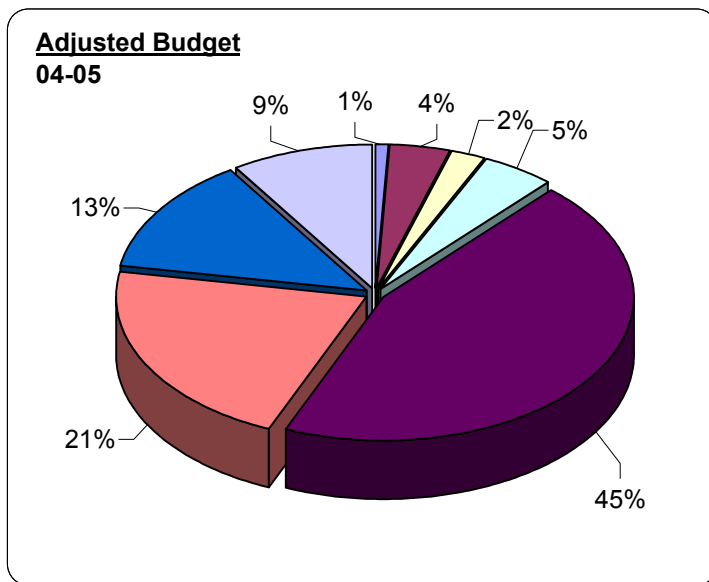
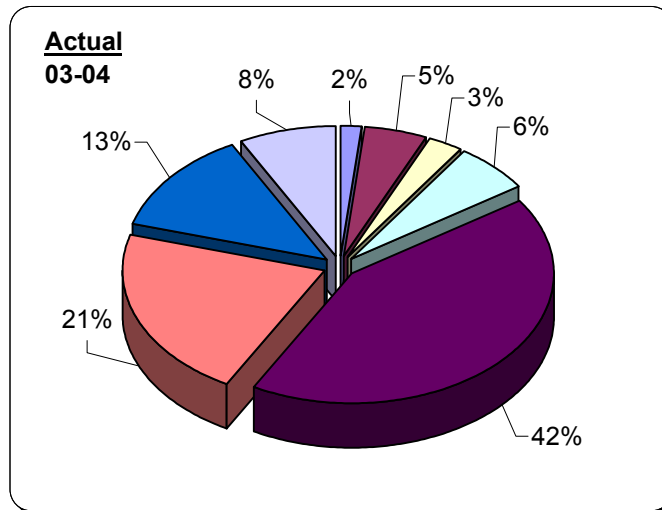
Adopted Budget
05-06



Actual	Adjusted Budget	Adopted Budget	
03-04	04-05	05-06	
13,857,032	15,987,422	16,939,955	Personnel
6,654,467	12,470,277	8,632,844	Maintenance & Operation
1,394,743	1,518,460	1,503,580	Debt Service
1,662,803	3,017,638	3,220,100	Internal Service
1,728,689	2,569,055	3,544,751	Capital Outlay / Projects
-	(1,293,990)	(1,566,800)	Administrative Allocation
25,297,734	34,268,862	32,274,430	Total

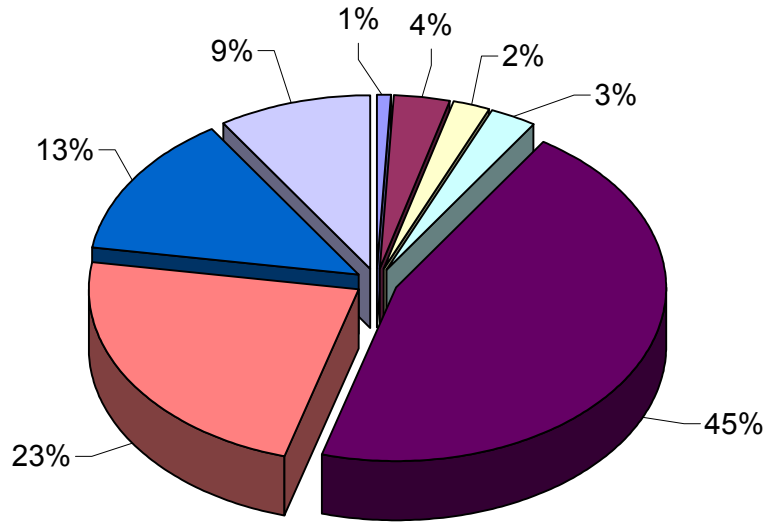
* Administrative Allocation allocated for the purposes of this graph

Total Expenditures by function-general fund



	Actual 00-01	Actual 01-02	Actual 02-03
Legislative Body	192,983	204,781	250,566
City Manager / City Admin	645,784	661,719	758,737
Finance Department	487,101	510,728	462,392
Community Development Dept	489,961	611,716	893,106
Police Department	4,607,352	5,074,013	5,824,427
Fire Department	2,506,974	2,583,276	2,751,509
Public Works Department	1,489,339	1,651,968	1,868,631
Recreation & Community Actv.	991,521	996,394	1,152,069
Total	11,411,015	12,294,595	13,961,437

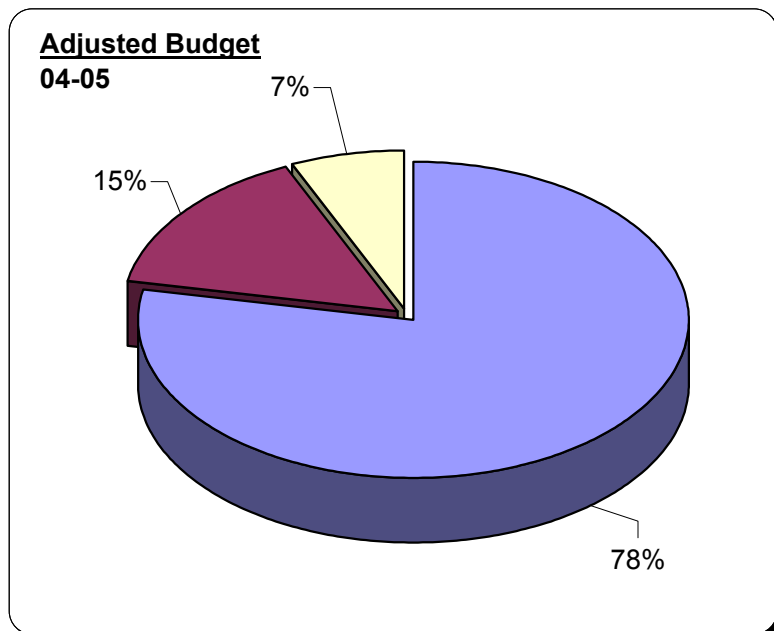
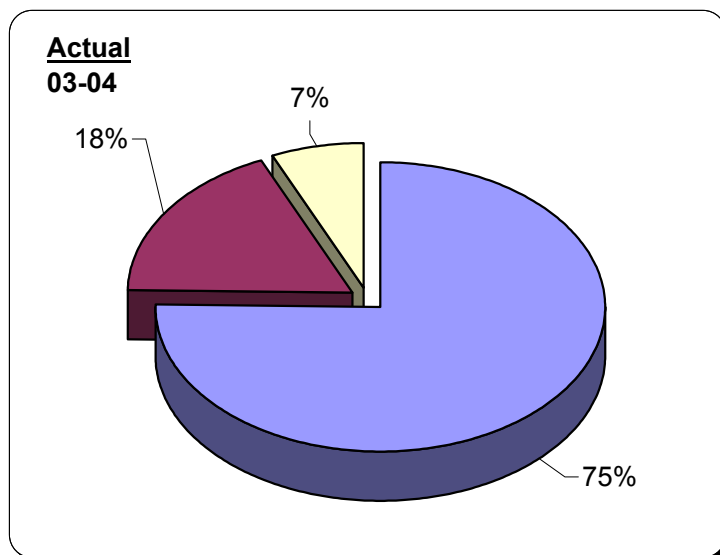
Adopted Budget
05-06



- Legislative Body
- City Manager / City Admin
- Finance Department
- Community Development Dept
- Police Department
- Fire Department
- Public Works Department
- Recreation & Community Actv.

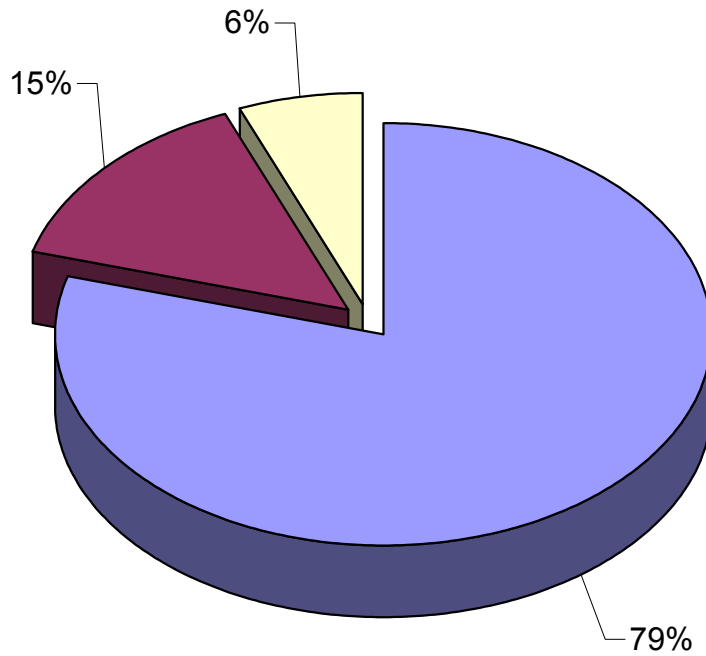
Actual	Adjusted Budget	Adopted Budget	
03-04	04-05	05-06	
236,404	151,270	122,170	Legislative Body
748,454	605,170	568,573	City Manager / City Admin
430,653	348,970	342,700	Finance Department
879,856	763,127	448,300	Community Development Dept
6,321,692	7,173,640	7,329,200	Police Department
3,137,762	3,428,990	3,728,100	Fire Department
1,911,542	2,100,368	2,172,900	Public Works Department
1,145,761	1,468,960	1,471,528	Recreation & Community Actv.
14,812,124	16,040,495	16,183,471	Total

Total Expenditures by type - general fund



	Actual 00-01	Actual 01-02	Actual 02-03
Personnel	8,165,296	9,080,145	10,513,856
Maintenance & Operation	1,852,752	2,216,650	2,524,883
Internal Service	1,392,968	997,800	922,698
Administrative Allocation	-	-	-
Total	11,411,015	12,294,595	13,961,437

Adopted Budget
05-06



- Personnel
- Maintenance & Operation
- Internal Service

Actual	Adjusted Budget	Adopted Budget	
03-04	04-05	05-06	
11,428,726	13,524,136	14,091,310	Personnel
2,274,298	2,653,949	2,595,961	Maintenance & Operation
1,109,100	1,156,400	1,063,000	Internal Service
-	(1,293,990)	(1,566,800)	Administrative Allocation
14,812,124	16,040,495	16,183,471	Total

* Administrative Allocation allocated for the purposes of this graph



**CITY OF SEASIDE
EXPENDITURE SUMMARY
2000/2001 THROUGH 2005/2006**

<u>FUND AND PROGRAM</u>	<u>ACTUAL 2000/2001</u>	<u>ACTUAL 2001/2002</u>	<u>ACTUAL 2002/2003</u>	<u>ACTUAL 2003/2004</u>	<u>ADJUSTED BUDGET 2004/2005</u>	<u>PROPOSED BUDGET 2005/2006</u>
GENERAL FUND						
General Government:						
Legislative Body	187,981	194,826	240,080	221,459	141,570	108,970
Commissions	5,002	9,954	10,486	14,945	9,700	13,200
City Manager	182,244	168,973	263,347	293,765	281,430	283,700
City Clerk	148,573	143,861	154,390	161,700	116,270	81,600
Elections	7,340	-	15,832	819	10,170	-
Personnel	207,404	261,820	227,325	176,103	124,960	139,473
City Attorney	100,222	87,066	97,843	116,067	72,340	63,800
Finance	487,101	510,728	462,392	430,653	348,970	342,700
General Government Total	1,325,868	1,377,228	1,471,695	1,415,511	1,105,410	1,033,443
Police:						
Administrative Services	1,326,847	1,445,149	1,652,735	1,605,793	1,909,900	2,000,150
Patrol	2,522,032	2,835,336	3,190,546	3,489,968	3,985,640	4,066,200
Investigations	502,095	525,571	702,247	952,556	783,200	778,500
Code Enforcement	-	-	-	-	-	80,700
Vehicle Abatement	37,880	43,367	45,630	52,749	55,800	61,800
Animal Control	81,769	165,857	127,319	154,305	148,200	145,400
Police Reserves	47,827	57,478	68,840	53,876	39,000	33,850
Community Services	88,901	1,255	37,110	12,445	251,900	162,600
Police Total	4,607,352	5,074,013	5,824,427	6,321,692	7,173,640	7,329,200

<u>FUND AND PROGRAM</u>	<u>ACTUAL 2000/2001</u>	<u>ACTUAL 2001/2002</u>	<u>ACTUAL 2002/2003</u>	<u>ACTUAL 2003/2004</u>	<u>ADJUSTED BUDGET 2004/2005</u>	<u>PROPOSED BUDGET 2005/2006</u>
Fire:						
Administration	353,409	330,352	422,161	410,661	465,700	456,500
Prevention	126,607	2,849	4,200	1,884	3,800	3,800
Training	112,405	22,894	13,778	7,663	13,607	10,500
Operations	1,693,834	2,186,831	2,290,803	2,679,269	2,930,683	3,239,300
Public Education & Relations	82,137	774	2,438	2,099	1,100	1,100
Fire Reserves	53,939	36,482	5,072	22,513	7,500	10,300
Hazardous Materials	69,256	1,667	7,364	9,623	-	-
Emergency Services	15,387	1,428	5,693	4,050	6,600	6,600
Fire Total	2,506,974	2,583,276	2,751,509	3,137,762	3,428,990	3,728,100
Community Development:						
Administration	290,900	249,214	276,786	266,132	238,120	156,100
Building	56,385	101,392	158,070	144,989	193,510	141,600
Planning	142,677	261,109	458,250	468,735	331,497	150,600
Community Development Total	489,961	611,716	893,106	879,856	763,127	448,300
Public Works:						
Government Buildings	498,018	499,569	491,986	506,520	565,618	557,600
Parks Administration	187,393	152,515	257,168	255,287	269,000	280,400
Parks Facilities	437,922	390,869	423,096	426,725	451,250	396,100
Community Projects	81,941	100,134	110,419	132,895	105,500	100,700
Irrigation	114,496	171,370	175,727	167,907	178,800	175,600
Trees	37,591	45,184	97,533	82,910	105,900	107,200
Engineering	131,979	292,326	312,702	339,298	424,300	555,300
Public Works Total	1,489,339	1,651,968	1,868,631	1,911,542	2,100,368	2,172,900

<u>FUND AND PROGRAM</u>	<u>ACTUAL 2000/2001</u>	<u>ACTUAL 2001/2002</u>	<u>ACTUAL 2002/2003</u>	<u>ACTUAL 2003/2004</u>	<u>ADJUSTED BUDGET 2004/2005</u>	<u>PROPOSED BUDGET 2005/2006</u>
Recreation:						
Administration	195,035	184,155	502,472	542,323	594,550	596,100
Community Center	433,936	430,637	261,532	236,038	272,505	272,600
Soper Field Community Center	-	-	-	1,635	54,400	42,300
Youth & Education Center	81,231	57,314	70,262	79,587	84,597	82,150
After School Recreation Services	47,743	32,120	29,918	27,590	42,000	43,280
School Intersessional Services	25,396	45,201	58,600	58,081	56,027	57,527
Athletic Services	2,455	5,197	17,899	25,614	31,900	33,200
Pre-School Services	19,089	31,391	31,452	29,729	45,600	45,930
Swim Center	135,689	163,624	124,323	80,953	191,600	193,600
Senior and Human Services	32,225	37,549	45,451	44,043	53,781	63,841
Contract Instructional Classes	18,723	9,205	10,160	20,168	42,000	41,000
Recreation Total	991,521	996,394	1,152,069	1,145,761	1,468,960	1,471,528
TOTAL GENERAL FUND	11,411,015	12,294,595	13,961,437	14,812,124	16,040,495	16,183,471
SPECIAL FUNDS						
General Government:						
Legislative Body -						
Mayor's Youth Fund	-	-	-	-	-	-
City Manager -						
Capital Outlay Fund		1,878	649	-	-	-
MIS Internal Services Fund	336,413	471,706	580,046	452,177	468,500	368,300
Comm. Dev. Block Grant Fund	565,189	520,662	423,636	483,875	492,000	589,598
Redevelopment - Ft. Ord Area Funds	-	-	17,926	826,496	518,060	1,333,200
Redevelopment - Merged Area Funds	5,200,592	3,828,819	4,253,853	3,012,103	10,291,504	6,436,310
Redevelopment - Bond Fund	-	-	-	344,140	500,000	708,700
Finance -						
Capital Outlay Fund	-	-	-	2,458	2,700	500
Special Assessment Fund	76,950	67,190	66,271	69,370	66,040	68,700
Insurance Internal Services Fund	486,833	922,739	343,698	672,427	720,000	1,045,000

<u>FUND AND PROGRAM</u>	<u>ACTUAL 2000/2001</u>	<u>ACTUAL 2001/2002</u>	<u>ACTUAL 2002/2003</u>	<u>ACTUAL 2003/2004</u>	<u>ADJUSTED BUDGET 2004/2005</u>	<u>PROPOSED BUDGET 2005/2006</u>
General Government Total	6,665,978	5,812,994	5,686,079	5,863,046	13,058,804	10,550,308
Police:						
Administrative Services						
Capital Outlay Fund	-	37,771	59,024	123,813	46,400	24,900
BJA Grant Fund	365,240	130,051	16,380	-	-	-
COPS More Grant Fund	134,929	108,001	-	-	-	-
Proposition 172 Fund	171,034	43,643	80,791	86,119	78,800	67,300
Narcotic Enforcement Fund	-	9,293	19,713	4,431	-	-
Patrol						
Capital Outlay Fund	-	-	-	-	30,500	35,000
School District Grant Fund	26,488	4,701	-	-	-	-
BJA Grant Fund	-	-	28,373	16,124	53,259	53,259
Office of Traffic Safety Fund	-	3,709	7,283	-	30,310	30,310
CLEEP Fund	-	22,721	9,637	112,182	17,792	17,792
Ca. Suppl. Law Enforc. Fund	-	183,322	-	8,198	-	-
Investigations						
Comm. Dev. Block Grant Fund	-	28,783	37,417	41,138	47,700	53,200
Narcotic Enforcement Fund	-	17,110	1,331	6,544	-	-
Code Enforcement						
Comm. Dev. Block Grant Fund	-	-	-	-	-	80,700
Vehicle Abatement						
Capital Outlay Fund	-	18,013	-	-	-	-
Animal Control						
Capital Outlay Fund	-	-	-	23,728	-	-
Community Services						
COPS FAST Grant Fund	22,206	24,158	-	-	-	-
Comm. Dev. Block Grant Fund	-	-	-	-	-	-
COPS in Schools Grant Fund	-	-	-	22,446	105,300	109,200

<u>FUND AND PROGRAM</u>	<u>ACTUAL</u> <u>2000/2001</u>	<u>ACTUAL</u> <u>2001/2002</u>	<u>ACTUAL</u> <u>2002/2003</u>	<u>ACTUAL</u> <u>2003/2004</u>	<u>ADJUSTED</u> <u>BUDGET</u> <u>2004/2005</u>	<u>PROPOSED</u> <u>BUDGET</u> <u>2005/2006</u>
CPP Grant Fund	169	14,676	8,718	-	-	-
PAL Grant Fund	-	-	-	5,631	-	-
Ca. Suppl. Law Enforc. Fund	-	17,581	34,982	89,615	203,900	217,800
ABC/CSUMB Grant Fund	-	-	11,132	38,868	-	-
Police Total	720,065	663,532	314,781	578,837	613,961	689,461
Fire:						
Administration						
Capital Outlay Fund	29,987	33,168	66,426	8,058	8,100	-
Training						
MPC Training Fund	-	-	4,241	5,098	8,200	8,200
Operations						
Capital Outlay Fund	33,578	305,418	397,208	437,169	177,100	120,500
Comm. Dev. Block Grant Fund	-	99,487	(456)	-	-	-
Proposition 172 Fund	-	79,917	9,058	6,560	6,500	17,500
Hazardous Materials						
OES/FEMA Fund	-	22,910	-	-	-	-
Emergency Services						
Capital Outlay Fund	-	-	4,080	-	5,000	-
Fire Total	63,565	540,899	480,557	456,885	204,900	146,200

<u>FUND AND PROGRAM</u>	<u>ACTUAL</u> <u>2000/2001</u>	<u>ACTUAL</u> <u>2001/2002</u>	<u>ACTUAL</u> <u>2002/2003</u>	<u>ACTUAL</u> <u>2003/2004</u>	<u>ADJUSTED</u> <u>BUDGET</u> <u>2004/2005</u>	<u>PROPOSED</u> <u>BUDGET</u> <u>2005/2006</u>
Community Development: Administration	-	-	-	7,416	8,100	1,400
Capital Outlay Fund	-	-	-	7,416	8,100	1,400
Community Development Total	-	-	-	7,416	8,100	1,400
Public Works:						
Streets - Gas Tax Funds	823,164	1,020,289	1,341,846	1,051,614	985,440	1,042,600
Storm Drain Fund	-	-	-	-	-	260,000
Government Buildings	-	7,309	28,213	60	100	100
Capital Outlay Fund	-	-	-	-	-	-
Parks Administration	-	24,790	32,154	8,561	-	-
Capital Outlay Fund	-	-	-	-	-	-
Parks Facilities	-	163,825	84,967	19,767	8,200	32,800
Capital Outlay Fund	-	-	-	-	-	10,000
Comm. Dev. Block Grant Fund	-	92,092	135,454	146,133	154,150	157,850
Gas Tax Funds	67,052	-	-	-	-	-
Community Projects	-	-	-	-	-	-
Capital Outlay Fund	-	-	2,744	299	300	300
Trees						
Capital Outlay Fund	-	-	3,862	419	420	420
Equipment Internal Services Fund	466,775	472,093	532,541	519,039	636,210	621,100
Water Fund	344,865	339,797	371,404	373,306	590,391	569,350
Parking Fund	85,571	200,978	316,929	149,873	351,700	377,200
Presidio Maintenance Contract Fund	1,023,185	894,226	735,367	723,477	985,030	1,016,950
Sanitation District Funds	557,219	621,392	611,024	523,596	628,361	612,620

<u>FUND AND PROGRAM</u>	<u>ACTUAL</u> <u>2000/2001</u>	<u>ACTUAL</u> <u>2001/2002</u>	<u>ACTUAL</u> <u>2002/2003</u>	<u>ACTUAL</u> <u>2003/2004</u>	<u>ADJUSTED</u> <u>BUDGET</u> <u>2004/2005</u>	<u>PROPOSED</u> <u>BUDGET</u> <u>2005/2006</u>
Engineering						
Capital Outlay Fund	-	-	6,331	20,819	2,000	2,000
Public Works Total	3,367,830	3,836,790	4,202,836	3,536,963	4,342,302	4,703,290
Recreation:						
Community Center	15,681	1,730	-	-	-	-
Capital Outlay Fund	-	-	2,760	2,842	300	300
Employee Events Fund	-	-	-	36,295	-	-
Soper Field Community Center	-	-	7,731	3,326	-	-
Youth & Education Center	-	-	-	-	-	-
Youth Center Maintenance Fund	-	-	-	-	-	-
Swim Center	-	-	989	-	-	-
Capital Outlay Fund	-	-	-	-	-	-
Recreation Total	15,681	1,730	11,480	42,463	300	300
TOTAL SPECIAL FUNDS	10,833,119	10,855,945	10,695,733	10,485,610	18,228,367	16,090,959
TOTAL ALL FUNDS	22,244,135	23,150,540	24,657,170	25,297,734	34,268,862	32,274,430

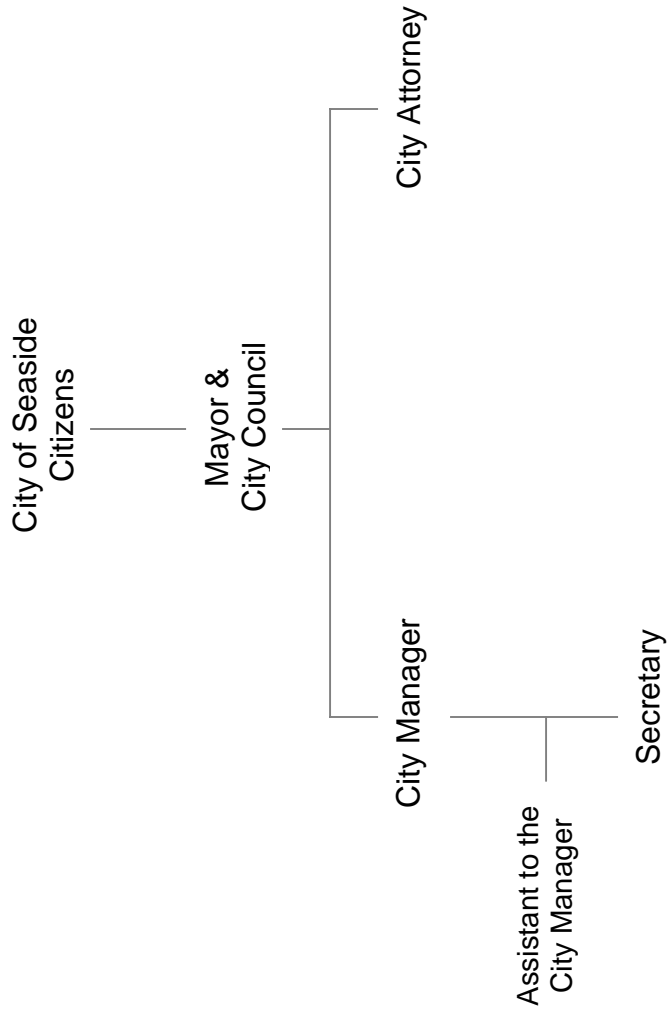


Legislative Body





City of Seaside
Legislative Body





**CITY OF SEASIDE
MAYOR AND CITY COUNCIL
FISCAL YEAR 2005-2006**

ACTIVITY DESCRIPTION

The City Council is a legislative and policy-making body that is elected on a nonpartisan basis to represent the residents of Seaside. The Mayor is elected every two years in a general election. Serving with the Mayor are four members of the City Council who are elected at-large for terms of four years each. The terms of the four Councilmembers overlap, so every two years, two members of the City Council are selected by the voters through a general election.

The City Council is responsible for making policy determinations on issues that impact the City of Seaside. The City Council meets on the first and third Thursdays of each month with special meetings as needed to address the issues facing Seaside. At these public meetings, the City Council makes policy determinations; approves agreements and contracts; adopts ordinances (local laws) and regulations; and authorizes the expenditure of City funds. In addition, the City Council reviews and adopts an annual budget. The City Council also develops and maintains significant intergovernmental relations with local, state and federal agencies in order to enhance the economic vitality of Seaside.

The City Council also serves as the Board of the Directors of the Redevelopment Agency of the Seaside.

ACTIVITY GOALS

Conduct two strategic planning sessions with the City's Management Team.

Continue to support the Seaside/Sand City Chamber of Commerce.

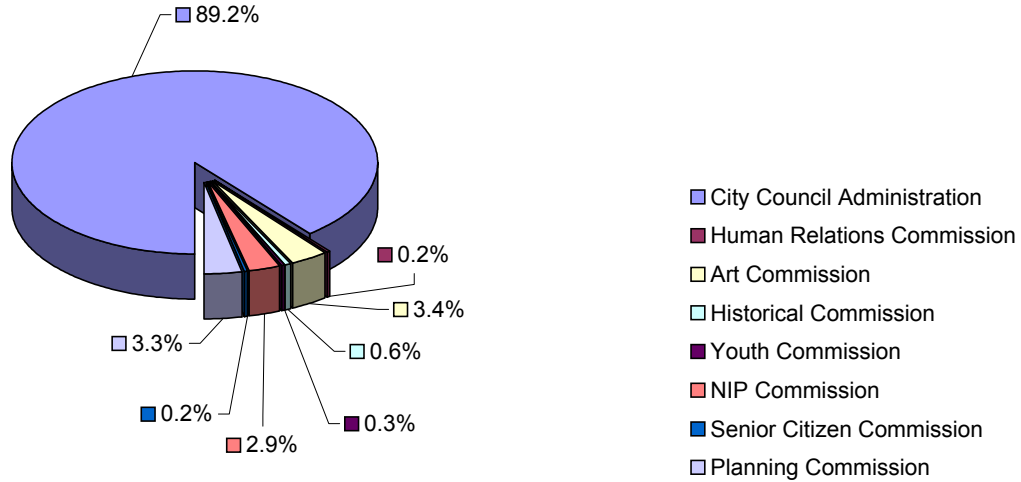
Maintain the City's memberships in the Fort Ord Reuse Authority, Association of Monterey Bay Area Governments, and the League of California Cities.

Continue to contribute to the County Youth program.

Legislative Body

05-06 Adopted Budget

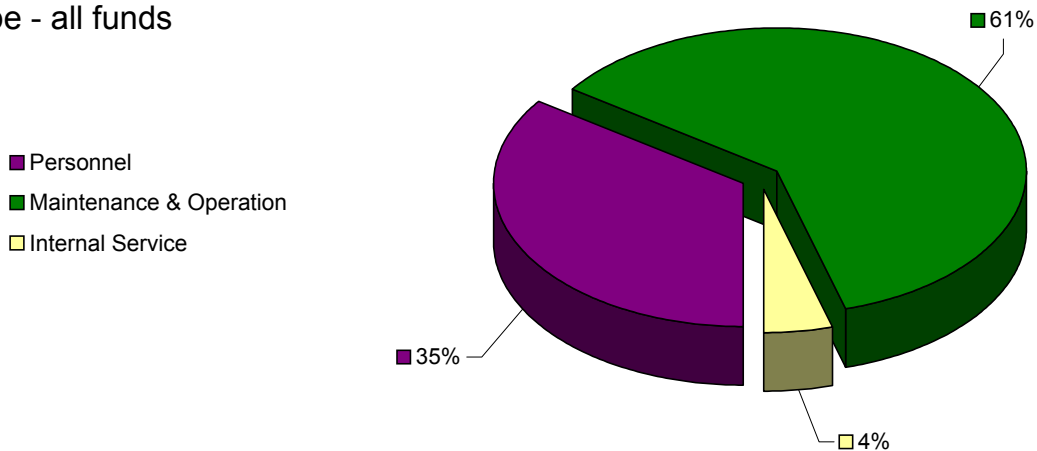
by function - all funds



	Personnel	Maintenance & Operation	Debt Service	Internal Service	Capital Outlay	Admin. Allocation	Total
City Council Admin	83,300	133,070	-	10,800	-	(118,200)	108,970
Human Relations Comm	-	200	-	-	-	-	200
Art Comm	-	4,100	-	-	-	-	4,100
Historical Comm	-	700	-	-	-	-	700
Youth Comm	-	400	-	-	-	-	400
NIP Comm	-	3,500	-	-	-	-	3,500
Senior Citizen Comm	-	300	-	-	-	-	300
Planning Comm	-	4,000	-	-	-	-	4,000
Total	83,300	146,270	-	10,800	-	(118,200)	122,170

05-06 Adopted Budget

by type - all funds



Legislative Body
PROGRAM: City Council Administration

FUND: General Fund
ACCOUNT: 100-0-1010

Code	Code Description	Detail	Actual 2000-01	Actual 2001-02	Actual 2002-03	Actual 2003-04	Adjusted Budget 2004-05	Adopted Budget 2005-06
PERSONNEL SERVICES								
0001	Salaries	Mayor, 4 Council members and .50 Admin Secretary	45,905	36,303	42,456	44,021	45,100	45,400
0006	Workers Compensation	Program share of worker's compensation insurance cost	195	192	265	300	300	200
0009	Sick Leave Payoff	Annual payments to employees for unused sick leave accrual	0	0	0	432	100	100
0016	Deferred Compensation	City share of deferred compensation plan	0	0	178	181	200	200
0031	PERS Pension	Payments for Public Employees Retirement System	201	112	0	0	2,400	4,000
0032	PARS Pension	Payments for Public Agency Retirement System	0	36	740	832	900	900
0041	Medical Insurance - Non-LIUNA	Payments for non-SCEA employee medical benefits	7,032	8,574	12,108	20,171	23,400	26,700
0051	Dental Insurance - Non-LIUNA	Payments for employee dental benefits	2,582	3,148	4,443	4,393	4,700	4,700
0061	Vision Ins - Non-LIUNA	Payments for employee vision benefits	165	201	333	235	300	200
0071	LTD - Non-Safety	Payments for employee Life insurance benefits	55	67	111	58	100	100
0081	Life Insurance	Payments for employee Life insurance benefits	55	67	111	93	100	100
0091	FICA Tax	Payments to Social Security systems for eligible employees	1,189	1,298	1,956	1,350	1,600	0
0092	Medicare Tax	Payments to Medicare systems for eligible employees	555	606	0	603	700	700
	Subtotal Personnel Services:		57,934	50,604	62,701	72,669	79,900	83,300
MAINTENANCE & OPERATION								
1030	Consultant	Strategic planning	30	0	7,617	9,957	2,000	2,000
2043	Temporary Contract Service	Expenses for temporary, short-term contractual services	500	9,804	0	0	0	0
2044	Copier Services	Maintenance expenses for copy machines including lease charges	474	546	532	712	800	800
2050	Photo Service	Photo developing expenses	101	53	12	0	0	0
2053	Outside Printing Service	Expenses for reproduction and printing conducted by private contractors	42	48	153	30	0	0

Legislative Body
PROGRAM: City Council Administration

FUND: General Fund
ACCOUNT: 100-0-1010

Code	Code Description	Detail	Actual 2000-01	Actual 2001-02	Actual 2002-03	Actual 2003-04	Adjusted Budget 2004-05	Adopted Budget 2005-06
2063	Publishing & Legal Advertising	Expenses for publishing legal notices, job announcements, and other city information	0	0	947	4,088	500	500
3092	Stationery Supplies	Expenses for miscellaneous office supplies	525	193	524	469	0	0
3095	Department Consumables	Miscellaneous expenses for department supplies and equipment	4,244	4,821	8,895	8,581	10,000	10,000
4121	Meetings & Travel	Expenses for city-related meetings and travel; conference and seminar registration and expenses	16,430	7,095	15,370	12,181	17,700	17,700
4122	Dues & Membership	FORA membership (\$28,000), other (\$3,000)	11,629	3,211	29,982	28,453	31,000	31,000
4124	Mail Services	Mail costs including lease of equipment	77	469	469	198	470	470
5132	Telephone	Telephone costs	1,039	1,855	2,440	2,226	3,000	3,000
7161	League of California Cities	Annual membership dues for League of California Cities	6,068	11,217	11,829	10,015	12,000	12,000
7162	Community Human Services	Annual membership dues for Community Human Services JPA (Moved to CDBG fund)	28,000	30,700	32,217	217	0	0
7163	Chamber of Commerce	City contribution to Seaside/Sand City Chamber of Commerce	27,000	30,000	30,000	30,000	27,000	27,000
7164	AMBAG	Annual membership dues for Association of Monterey Bay Area Governments	5,269	5,530	5,922	5,523	6,100	6,100
7165	Grants	Grants to community organizations	0	0	500	0	0	0
7177	Monterey County Youth Program	City contribution to Monterey County Youth Program	0	22,680	19,240	20,540	22,500	22,500
	Subtotal Maintenance & Operations:		101,427	128,223	166,649	133,190	133,070	133,070
	INTERNAL SERVICE CHARGES							104,676
9396	Liability Insurance	Transfer of funds for program share of city-wide liability insurance cost	9,380	1,800	4,430	5,600	5,300	3,800
9397	Computer System	Transfer of funds for program share of city-wide computer network operation/maintenance cost	19,240	14,200	6,300	10,000	7,800	7,000
	Subtotal Internal Service Charges:		28,620	16,000	10,730	15,600	13,100	10,800

Legislative Body
PROGRAM: City Council Administration

FUND: General Fund
ACCOUNT: 100-0-1010

Code	Code Description	Detail	Actual 2000-01	Actual 2001-02	Actual 2002-03	Actual 2003-04	Adjusted Budget 2004-05	Adopted Budget 2005-06
	<i>Administrative Charges to Other Funds</i>		0	0	0	0	-84,500	-118,200
	TOTAL ALL EXPENDITURES:		187,981	194,826	240,080	221,459	141,570	108,970

Legislative Body
PROGRAM: Human Relations Commission

FUND: General Fund
ACCOUNT: 100-0-1310

Code	Code Description	Detail	Actual 2000-01	Actual 2001-02	Actual 2002-03	Actual 2003-04	Adjusted Budget 2004-05	Adopted Budget 2005-06
MAINTENANCE & OPERATION								
4121	Meetings & Travel	Expenses for city-related meetings and travel; conference and seminar registration and expenses	0	0	0	0	100	100
4122	Dues & Membership	Annual dues for personal and city memberships	0	0	0	0	100	100
		Subtotal Maintenance & Operations:	0	0	0	0	200	200
		TOTAL ALL EXPENDITURES:	0	0	0	0	200	200

Legislative Body
PROGRAM: Art Commission

FUND: General Fund
ACCOUNT: 100-0-1320

Code	Code Description	Detail	Actual 2000-01	Actual 2001-02	Actual 2002-03	Actual 2003-04	Adjusted Budget 2004-05	Adopted Budget 2005-06
MAINTENANCE & OPERATION								
3095	Department Consumables	Miscellaneous expenses for department supplies and equipment	155	296	604	107	600	600
7171	Art Commission Activities	Refreshments for receptions, entertainment, lights for gallery, promotion of events.	3,761	7,444	5,284	3,427	3,500	3,500
	Subtotal Maintenance & Operations:		3,916	7,740	5,888	3,534	4,100	4,100
TOTAL ALL EXPENDITURES:			3,916	7,740	5,888	3,534	4,100	4,100

Legislative Body
PROGRAM: Historical Commission

FUND: General Fund
ACCOUNT: 100-0-1330

Code	Code Description	Detail	Actual 2000-01	Actual 2001-02	Actual 2002-03	Actual 2003-04	Adjusted Budget 2004-05	Adopted Budget 2005-06
MAINTENANCE & OPERATION								
3095	Department Consumables	Miscellaneous expenses for department supplies and equipment	0	176	373	9,280	700	700
	Subtotal Maintenance & Operations:		0	176	373	9,280	700	700
TOTAL ALL EXPENDITURES:			0	176	373	9,280	700	700

Legislative Body
PROGRAM: Youth Commission

FUND: General Fund
ACCOUNT: 100-0-1340

Code	Code Description	Detail	Actual 2000-01	Actual 2001-02	Actual 2002-03	Actual 2003-04	Adjusted Budget 2004-05	Adopted Budget 2005-06
MAINTENANCE & OPERATION								
3095	Department Consumables	Miscellaneous expenses for department supplies and equipment	500	96	0	0	200	200
4121	Meetings & Travel	Expenses for city-related meetings and travel; conference and seminar registration and expenses	0	0	0	0	200	200
	Subtotal Maintenance & Operations:		500	96	0	0	400	400
TOTAL ALL EXPENDITURES:			500	96	0	0	400	400

Legislative Body
PROGRAM: NIP Commission

FUND: General Fund
ACCOUNT: 100-0-1350

Code	Code Description	Detail	Actual 2000-01	Actual 2001-02	Actual 2002-03	Actual 2003-04	Adjusted Budget 2004-05	Adopted Budget 2005-06
MAINTENANCE & OPERATION								
2053	Outside Printing Service	Code Violation Education Brochure Printing (\$ 1,500)	0	0	2,095	0	0	1,500
3095	Department Consumables	NIP consumables	585	1,324	1,819	787	1,500	1,500
7168	Christmas Decorations	Prize monies for X'mas decoration contest	0	0	0	0	500	500
	Subtotal Maintenance & Operations:		585	1,324	3,914	787	2,000	3,500
TOTAL ALL EXPENDITURES:			585	1,324	3,914	787	2,000	3,500

Legislative Body
PROGRAM: Senior Citizen Commission

FUND: General Fund
ACCOUNT: 100-0-1360

Code	Code Description	Detail	Actual 2000-01	Actual 2001-02	Actual 2002-03	Actual 2003-04	Adjusted Budget 2004-05	Adopted Budget 2005-06
MAINTENANCE & OPERATION								
3095	Department Consumables	Miscellaneous expenses for department supplies and equipment	0	619	290	275	300	300
	Subtotal Maintenance & Operations:		0	619	290	275	300	300
TOTAL ALL EXPENDITURES:			0	619	290	275	300	300

Legislative Body
PROGRAM: Planning Commission

FUND: General Fund
ACCOUNT: 100-0-1370

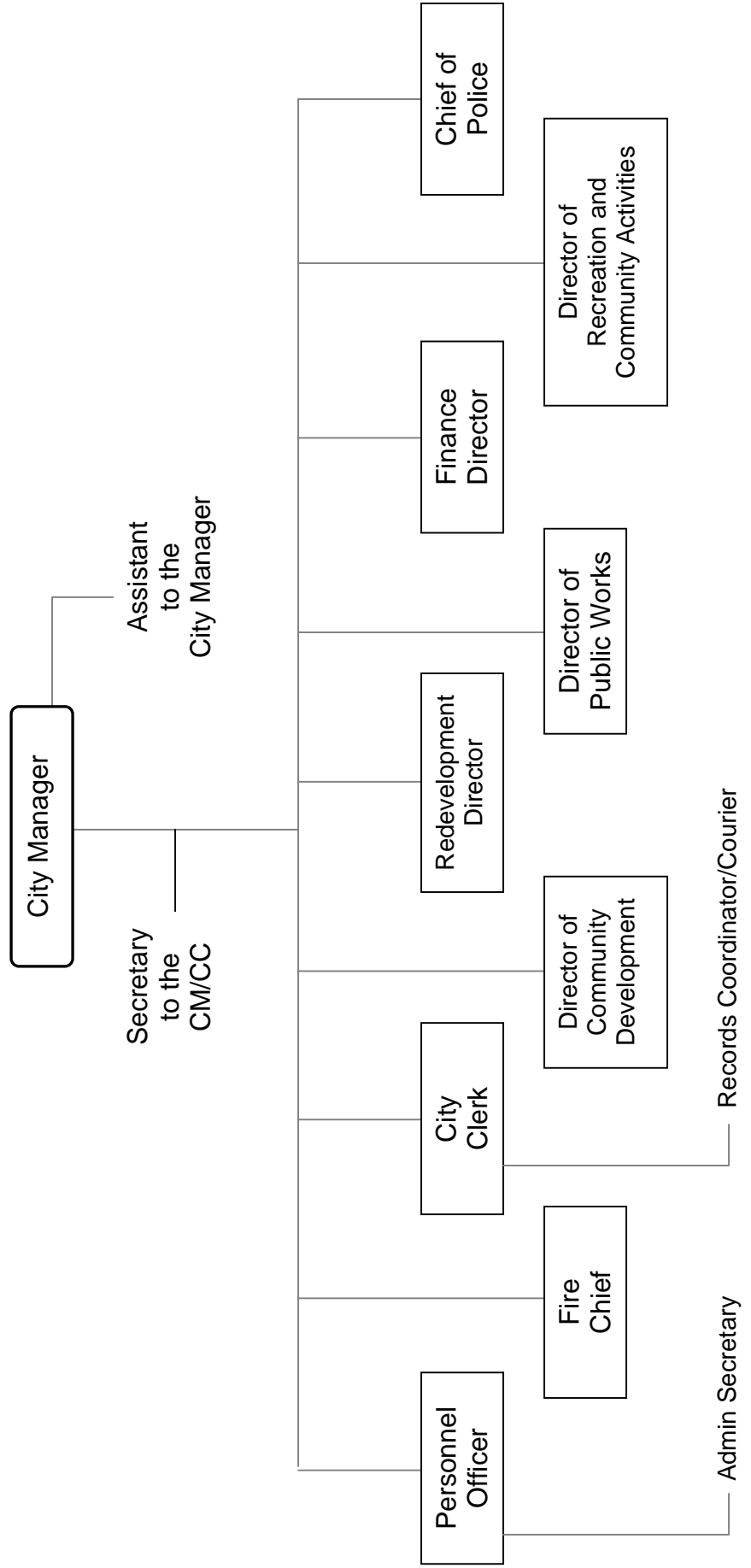
Code	Code Description	Detail	Actual 2000-01	Actual 2001-02	Actual 2002-03	Actual 2003-04	Adjusted Budget 2004-05	Adopted Budget 2005-06
MAINTENANCE & OPERATION								
4121	Meetings & Travel	Expenses for city-related meetings and travel; conference and seminar registration and expenses	0	0	21	1,069	2,000	4,000
	Subtotal Maintenance & Operations:		0	0	21	1,069	2,000	4,000
TOTAL ALL EXPENDITURES:			0	0	21	1,069	2,000	4,000

City Manager





City of Seaside
Office of the City Manager





**CITY OF SEASIDE
CITY MANAGER ADMINISTRATION
FISCAL YEAR 2005-2006**

ACTIVITY DESCRIPTION

The City Manager is responsible for making policy recommendations to the City Council and implementing City Council policy directives. The Office of the City Manager is comprised of three divisions: City Manager Administration, City Clerk, and Personnel. Under the direction of the City Manager, the Administration division oversees the general operation of all City Departments, including the implementation of the City's Strategic Plan.

Administration directs the preparation of City Council and Redevelopment Agency agendas and provides staff support for these meetings. It also provides reports, analysis, and other information to the City Council and Redevelopment Agency on an ongoing basis.

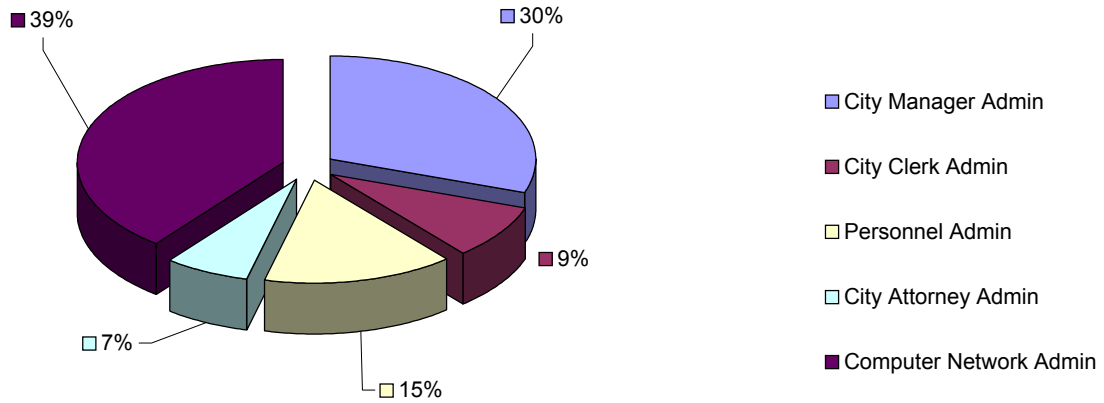
ACTIVITY GOALS

Implement a redesigned Web site in order to provide additional information and services to the community via the Internet.

Monitor the implementation of the City's Strategic Plan.

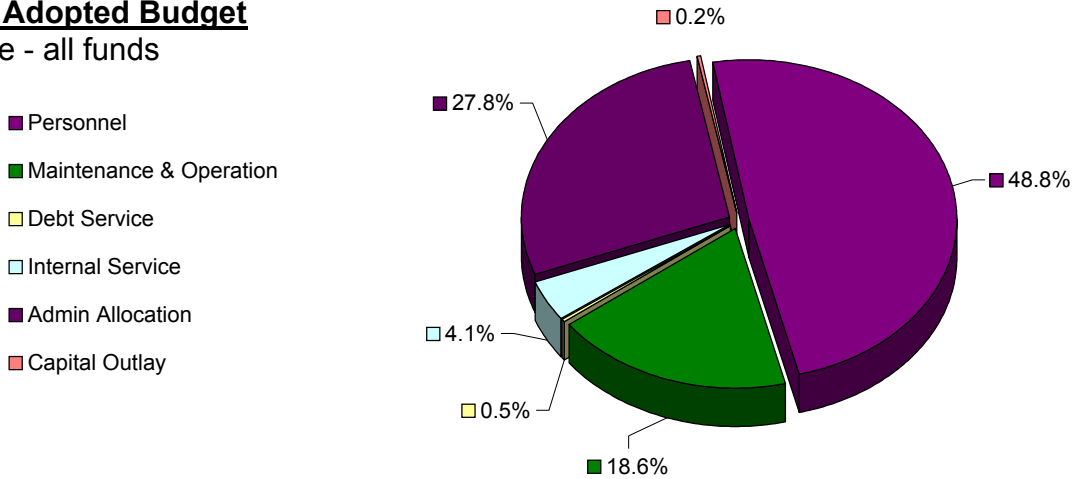
Department of the City Manager

05-06 Adopted Budget by function - all funds

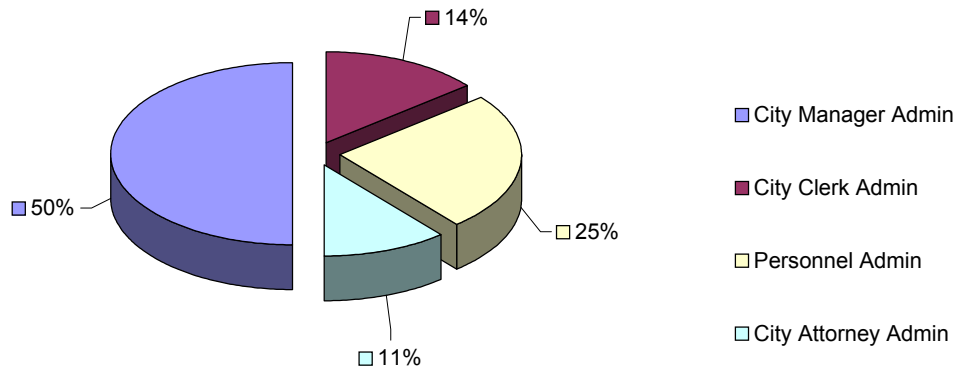


	Personnel	Maintenance & Operation	Debt Service	Internal Service	Admin Allocation	Capital Outlay	Total
City Manager Admin	452,400	84,000	-	26,900	(279,600)	-	283,700
City Clerk Admin	132,900	37,600	-	13,900	(102,800)	-	81,600
City Clerk-Elections	-	-	-	-	-	-	-
Personnel Admin	184,200	81,373	-	13,200	(139,300)	-	139,473
City Attorney Admin	92,900	32,000	-	2,800	(63,900)	-	63,800
Computer Network Admin	165,700	157,600	10,000	30,000	-	5,000	368,300
Total	1,028,100	392,573	10,000	86,800	(585,600)	5,000	936,873

05-06 Adopted Budget by type - all funds

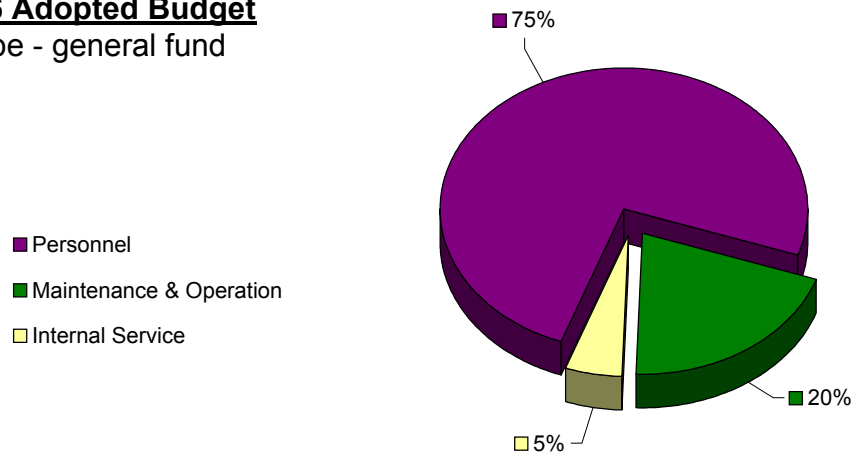


05-06 Adopted Budget
by function - general fund



	Personnel	Maintenance & Operation	Debt Service	Internal Service	Admin Allocation	Total
City Manager Admin	452,400	84,000	-	26,900	(279,600)	283,700
City Clerk Admin	132,900	37,600	-	13,900	(102,800)	81,600
City Clerk-Elections	-	-	-	-	-	-
Personnel Admin	184,200	81,373	-	13,200	(139,300)	139,473
City Attorney Admin	92,900	32,000	-	2,800	(63,900)	63,800
Total	862,400	234,973	-	56,800	(585,600)	568,573

05-06 Adopted Budget
by type - general fund



City Manager Department
PROGRAM: City Manager Administration

FUND: General Fund
ACCOUNT: 100-0-2010

Code	Code Description	Detail	Actual 2000-01	Actual 2001-02	Actual 2002-03	Actual 2003-04	Adjusted Budget 2004-05	Adopted Budget 2005-06
PERSONNEL SERVICES								
0001	Salaries	1.0 City Manager, 1.0 Assistant to the City Manager, .50 Admin Secretary, 1.0 Secretary to the City Manager	71,651	103,213	158,087	161,134	296,700	321,800
0002	Overtime	All authorized pay for overtime hours worked in accordance with FLSA requirements	114	0	250	0	0	0
0006	Workers Compensation	Program share of worker's compensation insurance cost	307	575	882	800	1,600	1,200
0009	Sick Leave Payoff	Annual payments to employees for unused sick leave accrual	0	0	3,303	827	100	100
0010	Management Leave Payoff	Payments to management employees for unused management leave	0	0	1,083	0	100	100
0012	Vacation\Comp Time Payoff	Payments to employees for unused vacation and/or compensation time accrual	0	0	5,033	2,775	100	100
0016	Deferred Compensation	City share of deferred compensation plan	0	0	4,749	6,108	12,000	14,500
0018	Auto Allowance	Employee auto allowance expenses	2,850	2,778	1,447	1,613	3,600	4,800
0031	PERS Pension	Payments for Public Employees Retirement System	260	546	0	0	27,000	50,900
0032	PARS Pension	Payments for Public Agency Retirement System	0	329	6,402	6,692	12,600	13,700
0041	Medical Insurance - Non-LIUNA	Payments for non-SCEA employee medical benefits	8,221	9,300	14,515	15,045	32,600	33,600
0043	Flex-One- plan fee	Administrative cost for 125 plan	0	50	0	26	100	100
0051	Dental Insurance - Non-LIUNA	Payments for employee dental benefits	967	1,100	0	2,049	3,600	3,600
0061	Vision Ins - Non-LIUNA	Payments for employee vision benefits	132	150	180	254	400	400
0071	LTD - Non-Safety	Payments for employee Life insurance benefits	220	250	361	406	700	700
0081	Life Insurance	Payments for employee Life insurance benefits	440	500	721	928	2,000	2,000
0092	Medicare Tax	Payments to Medicare systems for eligible employees	1,083	1,529	2,488	2,395	4,400	4,800
Subtotal Personnel Services:			86,246	120,320	199,501	201,052	397,600	452,400

**City Manager Department
PROGRAM: City Manager Administration**

**FUND: General Fund
ACCOUNT: 100-0-2010**

Code	Code Description	Detail	Actual 2000-01	Actual 2001-02	Actual 2002-03	Actual 2003-04	Adjusted Budget 2004-05	Adopted Budget 2005-06
MAINTENANCE & OPERATION								
1024	Public Information	City newsletter, website support and public education	959	2,000	31,175	33,034	45,000	47,000
1029	Training & Education	Training programs, seminars and reimbursements for educational courses	195	0	970	395	700	700
1030	Consultant	Professional consulting services.	2,000	5,482	-76	12,500	15,000	15,000
2043	Temporary Contract Service	Expenses for temporary, short-term contractual services	19,875	5,510	12	0	0	0
2044	Copier Services	Maintenance expenses for copy machines including lease charges	947	335	514	489	500	500
2053	Outside Printing Service	Expenses for reproduction and printing conducted by private contractors	90	58	86	8	0	0
2054	Equipment Repair	Payments to contractors for repair services or routine maintenance of non-automotive equipment	181	88	0	0	100	100
2078	Other Expense	Moving Expense Reimbursement	12,000	0	0	0	0	0
3092	Stationery Supplies	Expenses for miscellaneous office supplies	1,838	253	947	51	0	0
3095	Department Consumables	Miscellaneous expenses for department supplies and equipment	994	1,784	1,193	668	2,300	2,300
4121	Meetings & Travel	Expenses for city-related meetings and travel; conference and seminar registration and expenses	4,071	2,342	3,796	5,748	5,000	5,000
4122	Dues & Membership	Annual dues for personal and city memberships	1,561	2,038	958	2,239	2,800	2,800
4123	Books & Periodicals	Publications and subscriptions	0	180	451	246	500	500
4124	Mail Services	Mail costs including lease of equipment	516	290	319	446	500	500
5132	Telephone	Telephone costs	10,592	6,243	7,671	7,089	9,000	9,000
7167	Employee Anniversary Awards	Recognition awards to city employees	0	1,150	830	300	600	600
Subtotal Maintenance & Operations:			55,819	27,752	48,846	63,213	82,000	84,000
INTERNAL SERVICE CHARGES								
9395	Vehicle Maintenance	Transfer of funds for program share of city-wide vehicle maintenance cost	7,080	0	0	0	0	0

City Manager Department
PROGRAM: City Manager Administration

FUND: General Fund
ACCOUNT: 100-0-2010

Code	Code Description	Detail	Actual 2000-01	Actual 2001-02	Actual 2002-03	Actual 2003-04	Adjusted Budget 2004-05	Adopted Budget 2005-06
9396	Liability Insurance	city-wide vehicle maintenance cost	10,290	5,300	5,600	8,900	16,000	12,500
9397	Computer System	Transfer of funds for program share of city-wide liability insurance cost	22,810	15,600	9,400	20,600	16,100	14,400
		Transfer of funds for program share of city-wide computer network operation/maintenance cost						
	Subtotal Internal Service Charges:		40,180	20,900	15,000	29,500	32,100	26,900
	Administrative Charges to Other Funds		0	0	0	0	-230,270	-279,600
	TOTAL ALL EXPENDITURES:		182,244	168,973	263,347	293,765	281,430	283,700

City Manager Department
 PROGRAM: City Manager Administration

FUND: Capital Outlay Fund
 ACCOUNT: 102-0-2010

Code	Code Description	Detail	Actual 2000-01	Actual 2001-02	Actual 2002-03	Actual 2003-04	Adjusted Budget 2004-05	Adopted Budget 2005-06
CAPITAL OUTLAY								
8187	Department Equipment	Miscellaneous city department equipment purchase costs	0	1,878	649	0	0	0
	Subtotal Capital Outlay:		0	1,878	649	0	0	0
TOTAL ALL EXPENDITURES:			0	1,878	649	0	0	0



**CITY OF SEASIDE
CITY CLERK
FISCAL YEAR 2005-2006**

ACTIVITY DESCRIPTION

The City Clerk's office is responsible for the preparation of agendas and minutes for the City Council and Redevelopment Agency. This office also certifies and distributes ordinances and resolutions as appropriate and/or legally required. Additional responsibilities include the publishing and posting of legal notices; the processing of claims and lawsuits; maintenance of the Seaside Municipal Code; and responding to requests for public information.

ACTIVITY OBJECTIVES

Continue to improve processes and procedures related to the preparation of agendas and records management.

City Manager Department
PROGRAM: City Clerk

FUND: General Fund
ACCOUNT: 100-0-2021

Code	Code Description	Detail	Actual 2000-01	Actual 2001-02	Actual 2002-03	Actual 2003-04	Adjusted Budget 2004-05	Adopted Budget 2005-06
PERSONNEL SERVICES								
0001	Salaries	1.0 City Clerk, 1.00 Records Coordinator/Courier	66,229	88,200	79,138	74,924	87,100	95,000
0002	Overtime	All authorized pay for overtime hours worked in accordance with FLSA requirements	110	295	38	3	0	0
0006	Workers Compensation	Program share of worker's compensation insurance cost	715	862	1,058	500	700	400
0009	Sick Leave Payoff	Annual payments to employees for unused sick leave accrual	0	0	0	939	0	0
0012	Vacation\Comp Time Payoff	Payments to employees for unused vacation and/or compensation time accrual	0	0	0	1,082	0	0
0016	Deferred Compensation	City share of deferred compensation plan	0	0	1,396	1,328	1,600	1,600
0020	Part-time Hourly Wages	Direct salaries and wages for all regular part-time employed personnel	0	0	9,379	20,117	33,000	1,000
0031	PERS Pension	Payments for Public Employees Retirement System	988	433	0	0	10,200	15,100
0032	PARS Pension	Payments for Public Agency Retirement System	0	121	2,472	2,238	3,300	2,900
0033	LIUNA Pension	Supplemental pension for Misc City employees	0	1,417	2,059	1,847	2,100	2,100
0041	Medical Insurance - Non-LIUNA	Payments for non-SCEA employee medical benefits	23,036	8,103	8,029	5,079	5,900	6,700
0042	Medical Insurance - LIUNA H&W	Payments for SCEA employee medical benefits	1,113	3,755	3,728	5,712	5,700	5,700
0043	Flex-One- plan fee	Administrative cost for 125 plan	0	66	0	10	0	0
0051	Dental Insurance - Non-LIUNA	Payments for employee dental benefits	781	659	717	541	500	500
0061	Vision Ins - Non-LIUNA	Payments for employee vision benefits	78	66	0	59	100	100
0071	LTD - Non-Safety	Payments for employee Life insurance benefits	234	198	143	208	300	300
0081	Life Insurance	Payments for employee Life insurance benefits	625	527	573	613	800	800
0091	FICA Tax	Payments to Social Security systems for eligible employees	485	657	1,270	1,122	100	-700
0092	Medicare Tax	Payments to Medicare systems for eligible employees	458	621	669	1,368	1,800	1,400
Subtotal Personnel Services:			94,852	105,980	110,669	117,690	153,200	132,900

City Manager Department
PROGRAM: City Clerk

FUND: General Fund
ACCOUNT: 100-0-2021

Code	Code Description	Detail	Actual 2000-01	Actual 2001-02	Actual 2002-03	Actual 2003-04	Adjusted Budget 2004-05	Adopted Budget 2005-06
MAINTENANCE & OPERATION								
1029	Training & Education	CEPO Conference, and other misc training	2,034	703	2,187	1,012	2,000	2,000
1030	Consultant	Translation services , records retention and misc.	2,028	2,911	7,283	846	7,500	7,500
2043	Temporary Contract Service	Rental of audio visual equipment, minutes transcription, and video taping	16,829	2,650	1,171	3,393	8,000	4,000
2044	Copier Services	Maintenance expenses for copy machines including lease charges	2,351	2,237	3,457	4,171	3,900	3,900
2053	Outside Printing Service	Expenses for reproduction and printing conducted by private contractors	0	91	171	109	300	300
2063	Publishing & Legal Advertising	Expenses for publishing legal notices, job announcements, and other city information	8,122	10,646	7,545	10,300	6,000	6,000
2067	City Code Update	Updates to municipal code	386	2,678	3,332	2,089	3,500	3,500
3092	Stationery Supplies	Expenses for miscellaneous office supplies	1,220	901	1,556	899	1,500	1,500
3095	Department Consumables	Miscellaneous expenses for department supplies and equipment	0	-50	4	7	2,600	2,600
4121	Meetings & Travel	Expenses for city-related meetings and travel; conference and seminar registration and expenses	911	1,635	209	33	1,000	1,000
4122	Dues & Membership	Annual dues for personal and city memberships	348	370	385	329	400	400
4123	Books & Periodicals	Publications and subscriptions	500	262	396	311	600	600
4124	Mail Services	Mail costs including lease of equipment	235	1,159	1,084	572	1,300	1,300
5132	Telephone	Telephone costs	1,218	2,287	2,163	2,139	3,000	3,000
		Subtotal Maintenance & Operations:	36,182	28,481	30,943	26,210	41,600	37,600
INTERNAL SERVICE CHARGES								
9395	Vehicle Maintenance	Transfer of funds for program share of city-wide vehicle maintenance cost	3,560	2,600	3,314	2,900	2,200	2,800
9396	Liability Insurance	Transfer of funds for program share of city-wide liability insurance cost	9,170	3,400	4,764	4,900	6,600	4,100
9397	Computer System	Transfer of funds for program share of city-wide computer network operation/maintenance cost	4,810	3,400	4,700	10,000	7,800	7,000

Code	Code Description	Detail	Actual 2000-01	Actual 2001-02	Actual 2002-03	Actual 2003-04	Adjusted Budget 2004-05	Adopted Budget 2005-06
	Subtotal Internal Service Charges:		17,540	9,400	12,778	17,800	16,600	13,900
	Administrative Charges to Other Funds		0	0	0	0	-95,130	-102,800
	TOTAL ALL EXPENDITURES:		148,573	143,861	154,390	161,700	116,270	81,600

Code	Code Description	Detail	Actual 2000-01	Actual 2001-02	Actual 2002-03	Actual 2003-04	Adjusted Budget 2004-05	Adopted Budget 2005-06
PERSONNEL SERVICES								
0001	Salaries	Direct salaries and wages for all regular full employed personnel	7,251	0	0	0	0	0
0006	Workers Compensation	Program share of worker's compensation insurance cost	30	0	0	0	0	0
0031	PERS Pension	Payments for Public Employees Retirement System	59	0	0	0	0	0
	Subtotal Personnel Services:		7,340	0	0	0	0	0
MAINTENANCE & OPERATION								
2043	Temporary Contract Service	County election charges.	0	0	15,832	819	18,300	0
3095	Department Consumables	Miscellaneous expenses for department supplies and equipment	0	0	0	0	200	0
	Subtotal Maintenance & Operations:		0	0	15,832	819	18,500	0
	Administrative Charges to Other Funds		0	0	0	0	-8,330	0
	TOTAL ALL EXPENDITURES:		7,340	0	15,832	819	10,170	0



**CITY OF SEASIDE
PERSONNEL ADMINISTRATION
FISCAL YEAR 2005-2006**

ACTIVITY DESCRIPTION:

The Personnel Office administers a centralized, merit personnel system. The personnel system includes: the recruitment, testing selection, and placement of employees; classification of positions; employee relations (negotiations, grievances, discipline and complaints); employee development and training; and employee information database.

ACTIVITY GOALS:

- Review each vacant position for possible cost-savings and fill critical vacancies as needed.
- Recruit, test, select and place qualified applicants, ensuring a merit system consistent with equal employment guidelines.
- Provide equitable and adequate pay for duties through properly classified positions.
- Interpret and administer the personnel rules and memorandums of understanding. Analyze and prepare alternatives for negotiation with the associations.
- Optimize training opportunities that improve employee skills and productivity.
- Manage employee information to provide data for reports, analysis, and planning.

FINANCIAL COMMENTS:

Funding for recruitments and training programs has been reduced. Vacant positions will be filled on a critical need basis.

City Manager Department
PROGRAM: Personnel Administration

FUND: General Fund
ACCOUNT: 100-0-2031

Code	Code Description	Detail	Actual 2000-01	Actual 2001-02	Actual 2002-03	Actual 2003-04	Adjusted Budget 2004-05	Adopted Budget 2005-06
PERSONNEL SERVICES								
0001	Salaries	1.0 Personnel Officer, 1.0 Administrative Secretary	90,668	97,927	101,991	97,616	91,500	128,300
0002	Overtime	All authorized pay for overtime hours worked in accordance with FLSA requirements	0	0	3	3	0	0
0006	Workers Compensation	Program share of worker's compensation insurance cost	385	479	529	600	500	500
0016	Deferred Compensation	City share of deferred compensation plan	0	0	1,273	1,258	1,200	700
0020	Part-time Hourly Wages	Direct salaries and wages for all regular part-time employed personnel	0	0	0	0	11,200	0
0031	PERS Pension	Payments for Public Employees Retirement System	751	462	0	0	8,300	20,300
0032	PARS Pension	Payments for Public Agency Retirement System	0	904	4,126	3,978	3,900	5,500
0041	Medical Insurance - Non-LIUNA	Payments for non-SCEA employee medical benefits	9,089	10,210	10,570	6,349	5,900	23,300
0043	Flex-One- plan fee	Administrative cost for 125 plan	0	40	0	75	100	100
0051	Dental Insurance - Non-LIUNA	Payments for employee dental benefits	391	440	440	660	500	2,200
0061	Vision Ins - Non-LIUNA	Payments for employee vision benefits	71	80	88	74	100	300
0071	LTD - Non-Safety	Payments for employee Life insurance benefits	107	120	88	196	200	300
0081	Life Insurance	Payments for employee Life insurance benefits	320	360	352	596	1,400	800
0092	Medicare Tax	Payments to Medicare systems for eligible employees	198	226	228	127	0	1,900
	Subtotal Personnel Services:		101,979	111,248	119,688	111,532	124,800	184,200
MAINTENANCE & OPERATION								
1029	Training & Education	Labor Relations Consortium, City Consortium, Diversity Training, Avoid Violence in the Workplace.	5,415	40,039	31,424	6,147	14,000	14,000
1030	Consultant	FLSA Audit, Labor Attorney	38,071	37,787	26,039	12,458	24,000	16,000
1033	Fitness Program	City share of gym program	0	0	11,932	10,178	13,400	13,400

City Manager Department
PROGRAM: Personnel Administration

FUND: General Fund
ACCOUNT: 100-0-2031

Code	Code Description	Detail	Actual 2000-01	Actual 2001-02	Actual 2002-03	Actual 2003-04	Adjusted Budget 2004-05	Adopted Budget 2005-06
2043	Temporary Contract Service	Expenses for temporary, short-term contractual services	1,558	0	0	3,773	0	3,773
2044	Copier Services	Maintenance expenses for copy machines including lease charges	4,135	2,228	1,767	1,986	1,900	1,900
2048	Typewriter Repair	Maintenance expenses for repair of electric typewriters	91	104	0	0	100	200
2053	Outside Printing Service	Executive Management and Management flyers	3,982	3,246	766	156	2,000	2,000
2064	Personnel Recruitment	Newspaper, professional magazine, internet advertising	17,526	17,074	9,190	3,665	15,000	15,000
2065	Exams	Police and Fire exams	8,967	13,594	2,506	777	2,000	2,000
3092	Stationery Supplies	Expenses for miscellaneous office supplies	979	2,158	3,018	2,630	2,000	1,000
3095	Department Consumables	Miscellaneous expenses for department supplies and equipment	0	0	1,167	357	2,000	2,000
3104	Computer Software	Computer software and licenses	0	9,089	0	0	0	0
4121	Meetings & Travel	CALPELRA Conference / Liebert, Cassidy & Whitmore Conference	3,628	7,594	2,574	1,593	4,000	4,000
4122	Dues & Membership	TPO and CALPELRA memberships	0	0	1,390	2,115	2,000	1,000
4123	Books & Periodicals	Publications and subscriptions	0	650	23	0	500	500
4124	Mail Services	Mail costs including lease of equipment	408	2,000	1,861	694	2,000	2,000
5132	Telephone	Telephone costs	1,345	2,409	2,092	1,542	2,600	2,600
	Subtotal Maintenance & Operations:		86,104	137,972	95,749	48,071	87,500	81,373
	INTERNAL SERVICE CHARGES							
9396	Liability Insurance	Transfer of funds for program share of city-wide liability insurance cost	10,010	6,000	7,188	6,500	7,100	6,200
9397	Computer System	Transfer of funds for program share of city-wide computer network operation/maintenance cost	9,310	6,600	4,700	10,000	7,800	7,000
	Subtotal Internal Service Charges:		19,320	12,600	11,888	16,500	14,900	13,200

City Manager Department
PROGRAM: Personnel Administration

FUND: General Fund
ACCOUNT: 100-0-2031

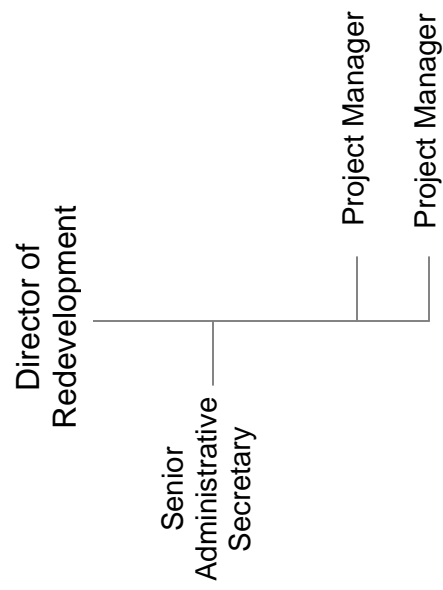
Code	Code Description	Detail	Actual 2000-01	Actual 2001-02	Actual 2002-03	Actual 2003-04	Adjusted Budget 2004-05	Adopted Budget 2005-06
	<i>Administrative Charges to Other Funds</i>		0	0	0	0	-102,240	-139,300
	TOTAL ALL EXPENDITURES:		207,404	261,820	227,325	176,103	124,960	139,473

Redevelopment Agency & Community Block Grant





City of Seaside
**Redevelopment &
Community Block Grant**





**CITY OF SEASIDE
REDEVELOPMENT & COMMUNITY DEVELOPMENT BLOCK GRANT
FISCAL YEAR 2005-2006**

ACTIVITY DESCRIPTION

The Redevelopment Department was established in January 2005 when this function was transferred from the Community Development Department to the City Manager's Office. The Department is responsible for preparation and administration of the Community Development Block Grant (CDBG) Five-Year Consolidated Plan and one year Action Plan, and for overall management of the City's economic development and affordable housing programs through the City of Seaside Redevelopment Agency. The City Council serves as the Board of the Agency and the City Manager serves as its Executive Director.

The CDBG program focuses grant funds and other program income on eligible projects and services that in 2005-06 include continuing repayment of a previous Government Section 8 loan, several capital projects to improve community facilities, code enforcement and police community relations services focused in eligible census tracts, and a limited number of needed social services delivered through partnerships with non-profit community organizations.

The Redevelopment Agency activities are funded with tax increment revenue received from property taxes in Project Areas created under State redevelopment law. The Merged Project Area (made up of ten smaller areas created beginning in the 1960's) covers about 60% of the older portions of the City located south of the former Fort Ord. The Fort Ord Project Area covers all of former Fort Ord located within the City.

The Agency uses 80% of this tax increment revenue for economic development projects to reduce blight, and to encourage private investment in projects that strengthen the City's economic base through the creation of jobs and additional revenues to support City services. The remaining 20% is set aside to fund affordable housing production in the City, primarily within the Project Areas. While the Agency sometimes uses these funds to build affordable housing itself, it prefers to assist private developers to include affordable units in larger developments that also include work force and market rate apartments and single-family homes. The Agency also uses these 20% funds to assist First Time Home buyers with down payment assistance loans, and to fund rehabilitation loans to individual homeowners.

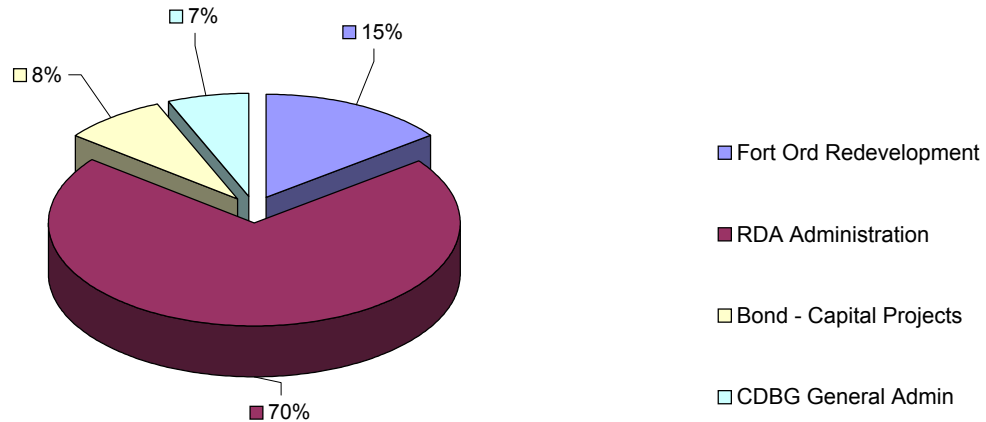
2005-06 OBJECTIVES

1. Complete environmental review for the commercial project at Fremont Boulevard and Broadway Avenue; approve the project and a DDA with DBO Development, Inc., and commence construction.

2. Complete the environmental review for a new hotel at 1350 Del Monte Boulevard; approve the project and a DDA with the Developer (to be selected in June, 2005).
3. Complete the environmental review for a new affordable/workforce housing development on Gigling Road; approve the project and DDA with CHISPA, and commence construction.
4. Award construction contract to renovate two Agency-owned, single-family homes at LaSalle and Mendocino to be occupied by affordable income households.
5. Select buyers and complete the sale and occupancy of 12 affordable owner-occupied homes in San Pablo Court.
6. Provide support necessary to complete negotiations of the SWAP Agreement and the DDA for development of the Resort Hotel and related housing.
7. Support Main Gate development as necessary and specific plan development for mixed use projects on lands in Surplus II in the Fort Ord Project Area.

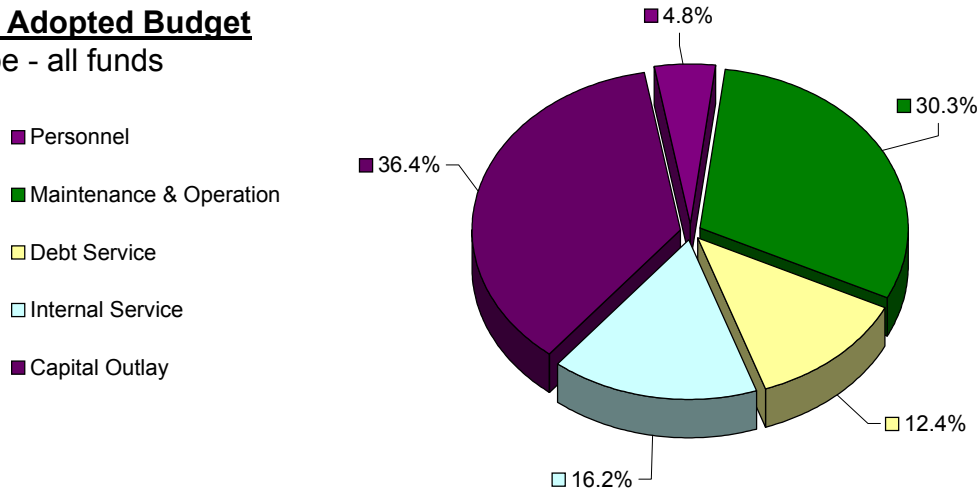
Redevelopment & Community Development Block Grant

05-06 Adopted Budget by function - all funds



	Personnel	Maintenance & Operation	Debt Service	Internal Service	Capital Outlay	Total
Fort Ord Redevelopment	152,400	528,700	-	365,100	287,000	1,333,200
RDA Administration	202,700	1,498,350	843,560	880,700	3,011,000	6,436,310
Bond - Capital Projects	-	500,000	-	208,700	-	708,700
CDBG General Admin	77,500	221,798	277,300	13,000	-	589,598
Total	432,600	2,748,848	1,120,860	1,467,500	3,298,000	9,067,808

05-06 Adopted Budget by type - all funds



Community Development Department
PROGRAM: Fort Ord Redevelopment

FUND: Ft Ord RDA Projects
ACCOUNT: 981-0-9810

Code	Code Description	Detail	Actual 2000-01	Actual 2001-02	Actual 2002-03	Actual 2003-04	Adjusted Budget 2004-05	Adopted Budget 2005-06
PERSONNEL SERVICES								
0001	Salaries	.40 RDA Director, .40 (2) Project Managers, .40 Senior Admin Secretary	0	0	0	0	12,000	110,500
0006	Workers Compensation	Program share of worker's compensation insurance cost	0	0	0	0	0	400
0016	Deferred Compensation	City share of deferred compensation plan	0	0	0	0	0	1,900
0031	PERS Pension	Payments for Public Employees Retirement System	0	0	0	0	0	17,600
0032	PARS Pension	Payments for Public Agency Retirement System	0	0	0	0	0	3,900
0033	LIUNA Pension	Supplemental pension for Misc City employees	0	0	0	0	0	900
0041	Medical Insurance - Non-LIUNA	Payments for non-SCEA employee medical benefits	0	0	0	0	0	10,800
0042	Medical Insurance - LIUNA H&W	Payments for SCEA employee medical benefits	0	0	0	0	0	2,300
0043	Flex-One- plan fee	Administrative cost for 125 plan	0	0	0	0	0	100
0051	Dental Insurance - Non-LIUNA	Payments for employee dental benefits	0	0	0	0	0	800
0061	Vision Ins - Non-LIUNA	Payments for employee vision benefits	0	0	0	0	0	200
0071	LTD - Non-Safety	Payments for employee Life insurance benefits	0	0	0	0	0	300
0081	Life Insurance	Payments for employee Life insurance benefits	0	0	0	0	0	1,000
0092	Medicare Tax	Payments to Medicare systems for eligible employees	0	0	0	0	0	1,700
	Subtotal Personnel Services:		0	0	0	0	12,000	152,400
MAINTENANCE & OPERATION								
1022	Legal Services	Payments for contracted law services, special counsel and other related legal expenses	0	0	17,926	595,218	100,000	20,000
1030	Consultant	Miscellaneous professional consulting services	0	0	0	11,376	67,000	0
1040	Property Tax Admin Fees	Payments to the County for property tax administration	0	0	0	4,742	0	6,000

Community Development Department
PROGRAM: Fort Ord Redevelopment

FUND: Ft Ord RDA Projects
ACCOUNT: 981-0-9810

Code	Code Description	Detail	Actual 2000-01	Actual 2001-02	Actual 2002-03	Actual 2003-04	Adjusted Budget 2004-05	Adopted Budget 2005-06
2044	Copier Services	Maintenance expenses for copy machines including lease charges	0	0	0	0	1,000	1,000
2053	Outside Printing Service	Expenses for reproduction and printing conducted by private contractors	0	0	0	0	1,000	1,000
4121	Meetings & Travel	Expenses for city-related meetings and travel; conference and seminar registration and expenses	0	0	0	0	0	200
4124	Mail Services	Mail costs including lease of equipment	0	0	0	0	500	500
9693	Pass-thru Expense	Redevelopment Agency pass-through payments of tax increment revenues	0	0	0	123,626	100,000	440,000
	Subtotal Maintenance & Operations:		0	0	17,926	734,962	269,500	468,700
	CAPITAL OUTLAY							
8183	Communication Equipment	Communication equipment purchase costs	0	0	0	0	3,000	0
	Subtotal Capital Outlay:		0	0	0	0	3,000	0
	CAPITAL PROJECTS							
9801	Seaside Golf Resort	Project costs	0	0	0	0	0	30,000
9802	Main Gate Shopping Center	Project costs	0	0	0	0	0	120,000
9803	Surplus II Projects	Project costs	0	0	0	0	0	30,000
9804	2nd Ave / Lightfighter Drive	Project costs	0	0	0	0	0	1,000
9805	Swap Agreement	Project costs	0	0	0	0	0	20,000
	Subtotal Capital Projects:		0	0	0	0	0	201,000

Community Development Department
PROGRAM: Fort Ord Redevelopment

FUND: Ft Ord RDA Projects
ACCOUNT: 981-0-9810

Code	Code Description	Detail	Actual 2000-01	Actual 2001-02	Actual 2002-03	Actual 2003-04	Adjusted Budget 2004-05	Adopted Budget 2005-06
INTERNAL SERVICE CHARGES								
9398	Administration Charges	Charges for city-wide administration	0	0	0	0	86,630	156,900
9399	Planning Charges	Charges for planning costs	0	0	0	0	106,930	208,200
	Subtotal Internal Service Charges:		0	0	0	0	193,560	365,100
TOTAL ALL EXPENDITURES:								
			0	0	17,926	734,962	478,060	1,187,200

Community Development Department
PROGRAM: Fort Ord Redevelopment

FUND: Fort Ord Set Aside Fund
ACCOUNT: 983-0-9810

Code	Code Description	Detail	Actual 2000-01	Actual 2001-02	Actual 2002-03	Actual 2003-04	Adjusted Budget 2004-05	Adopted Budget 2005-06
MAINTENANCE & OPERATION								
1022	Legal Services	Payments for contracted law services, special counsel and other related legal expenses	0	0	0	86,534	10,000	50,000
1030	Consultant	Miscellaneous professional consulting services	0	0	0	5,000	5,000	10,000
	Subtotal Maintenance & Operations:		0	0	0	91,534	15,000	60,000
CAPITAL PROJECTS								
9806	State Parks Housing	Project costs	0	0	0	0	0	10,000
9809	CHISPA Project Costs	Project costs	0	0	0	0	0	1,000
9810	Community Housing Trust Contr	Interest payments on Redevelopment Agency debt	0	0	0	0	25,000	75,000
	Subtotal Capital Projects:		0	0	0	0	25,000	86,000
TOTAL ALL EXPENDITURES:								
			0	0	0	91,534	40,000	146,000

Community Development Department
PROGRAM: Redevelopment Agency City Seaside

FUND: RDA Capital Projects
ACCOUNT: 991-0-9910

Code	Code Description	Detail	Actual 2000-01	Actual 2001-02	Actual 2002-03	Actual 2003-04	Adjusted Budget 2004-05	Adopted Budget 2005-06
PERSONNEL SERVICES								
0001	Salaries	.40 Director of Redevelopment, .20 Director of Public Works, .40 of 2 Project Managers, .50 Senior Admin Secretary	179,736	253,259	353,850	352,095	87,600	138,000
0006	Workers Compensation	Program share of worker's compensation insurance cost	3,280	5,941	7,407	5,000	2,800	1,100
0009	Sick Leave Payoff	Annual payments to employees for unused sick leave accrual	0	0	1,148	2,513	2,500	2,500
0010	Management Leave Payoff	Payments to management employees for unused management leave	0	0	1,182	0	1,000	1,000
0012	Vacation\Comp Time Payoff	Payments to employees for unused vacation and/or compensation time accrual	0	0	0	6,428	8,000	8,000
0016	Deferred Compensation	City share of deferred compensation plan	0	0	8,810	9,626	1,300	2,300
0018	Auto Allowance	Employee auto allowance expenses	750	848	1,809	1,694	0	0
0031	PERS Pension	Payments for Public Employees Retirement System	1,961	791	0	0	6,900	22,000
0032	PARS Pension	Payments for Public Agency Retirement System	0	613	12,328	12,652	3,000	4,900
0033	LIUNA Pension	Supplemental pension for Misc City employees	0	1,026	1,731	1,870	300	1,100
0041	Medical Insurance - Non-LIUNA	Payments for non-SCEA employee medical benefits	20,607	16,794	22,944	26,795	7,400	14,100
0042	Medical Insurance - LIUNA H&W	Payments for SCEA employee medical benefits	818	2,221	4,756	7,005	600	2,900
0043	Flex-One- plan fee	Administrative cost for 125 plan	0	78	83	115	100	200
0051	Dental Insurance - Non-LIUNA	Payments for employee dental benefits	918	1,247	2,670	2,925	700	1,200
0061	Vision Ins - Non-LIUNA	Payments for employee vision benefits	115	156	334	344	100	200
0071	LTD - Non-Safety	Payments for employee Life insurance benefits	258	351	751	837	200	300
0081	Life Insurance	Payments for employee Life insurance benefits	746	1,013	2,169	2,381	700	1,200
0092	Medicare Tax	Payments to Medicare systems for eligible employees	3,692	3,616	4,342	4,206	100	1,700
Subtotal Personnel Services:			212,881	287,953	426,314	436,486	123,300	202,700

Community Development Department
PROGRAM: Redevelopment Agency City Seaside

FUND: RDA Capital Projects
ACCOUNT: 991-0-9910

Code	Code Description	Detail	Actual 2000-01	Actual 2001-02	Actual 2002-03	Actual 2003-04	Adjusted Budget 2004-05	Adopted Budget 2005-06
MAINTENANCE & OPERATION								
1022	Legal Services	Anticipated legal expenses related to projects	33,277	209,954	175,588	86,623	250,000	100,000
1025	City Audit	Annual audit of city financial records	8,941	7,000	6,000	6,316	9,000	18,000
1029	Training & Education	Training programs, seminars and reimbursements for educational courses	0	0	1,102	0	0	5,000
1030	Consultant	Zoning Code Update	210,596	309,137	322,590	197,923	198,000	90,000
1036	LAFCO Charges	Payment to the County of the Local Agency Formation Commission	0	14,040	7,934	13,446	10,000	13,500
1040	Property Tax Admin Fees	Payments to the County for property tax administration	0	55,934	62,393	66,978	60,000	60,000
2044	Copier Services	Maintenance expenses for copy machines including lease charges	900	537	2,497	991	2,700	1,200
2053	Outside Printing Service	Expenses for reproduction and printing conducted by private contractors	43	4,288	3	350	5,000	2,500
2063	Publishing & Legal Advertising	Expenses for publishing legal notices, job announcements, and other city information	677	3,485	168	783	6,000	1,000
3092	Stationery Supplies	Expenses for miscellaneous office supplies	12	571	10	111	500	500
3095	Department Consumables	Miscellaneous expenses for department supplies and equipment	213	631	507	30	2,200	2,000
3102	Computer Supplies	Miscellaneous computer supplies and hardware	0	0	150	25	250	200
4121	Meetings & Travel	Expenses for city-related meetings and travel; conference and seminar registration and expenses	950	0	105	104	500	500
4122	Dues & Membership	Monterey Cnty Convention and Visitors Bureau (40,000), Monterey Visitor Information Center (10,000), CRA, and CALED Memberships	2,713	50,584	51,204	51,800	55,000	55,000
4123	Books & Periodicals	Publications and subscriptions	250	250	153	0	250	250
4124	Mail Services	Mail costs including lease of equipment	857	1,057	709	975	800	1,000
5132	Telephone	Telephone costs	1,760	1,371	627	551	500	700
9503	Reimbursable Projects	Miscellaneous project costs to be reimbursed	30,109	0	0	0	0	0
9599	Rental Property Expense	Expenses incurred for maintenance of rental properties owned by Redevelopment Agency	9,228	17,906	11,542	6,653	10,000	20,000

Community Development Department
PROGRAM: Redevelopment Agency City Seaside

FUND: RDA Capital Projects
ACCOUNT: 991-0-9910

Code	Code Description	Detail	Actual 2000-01	Actual 2001-02	Actual 2002-03	Actual 2003-04	Adjusted Budget 2004-05	Adopted Budget 2005-06
9694	Commercial Façade Program	Expenses for RACS Commercial Façade Improvement Program	71,485	20,670	31,615	63,131	50,000	50,000
	Subtotal Maintenance & Operations:		372,011	697,415	674,897	496,790	660,700	421,350
	CAPITAL OUTLAY							
8182	Computer Purchase	Computer hardware purchase costs	4,999	0	0	0	0	0
8188	Copy Machine	Purchase/Lease of equipment	1,955	1,865	0	0	0	0
	Subtotal Capital Outlay:		6,954	1,865	0	0	0	0
	CAPITAL PROJECTS							
9192	Property Purchase	Real estate purchase costs	0	300,016	1,629,771	67,633	730,000	1,000,000
9194	Prime Contractor	Project costs	5,914	3,296	249,271	0	300,000	0
9690	Highway 1 / Canyon Del Rey Sign	Project costs	0	0	0	0	60,000	0
9695	Chili's Project Costs	Project costs	0	0	0	0	42,096	0
9698	Broadway / Fremont	Project costs	0	0	0	0	0	1,000
9810	Community Housing Trust Contr	Interest payments on Redevelopment Agency debt	0	0	0	0	0	10,000
9811	Cost Plus	Project costs	0	0	0	140,492	0	0
	Subtotal Capital Projects:		5,914	303,312	1,879,042	208,125	1,132,096	1,011,000
	INTERNAL SERVICE CHARGES							
9699	Operating Transfer Out	Transfer of funds to another City fund	59,850	727,700	0	0	0	0

Community Development Department
PROGRAM: Redevelopment Agency City Seaside

FUND: RDA Capital Projects
ACCOUNT: 991-0-9910

Code	Code Description	Detail	Actual 2000-01	Actual 2001-02	Actual 2002-03	Actual 2003-04	Adjusted Budget 2004-05	Adopted Budget 2005-06
9396	Liability Insurance	Transfer of funds for program share of city-wide liability insurance cost	24,010	19,000	97,791	34,000	71,100	59,800
9397	Computer System	Transfer of funds for program share of city-wide computer network operation/maintenance cost	4,500	1,400	6,300	10,000	7,800	7,000
9398	Administration Charges	Charges for city-wide administration	0	0	0	0	433,120	355,700
9399	Planning Charges	Charges for planning costs	0	0	0	0	320,800	208,200
9701	Repayment of Housing	Payment of Laguna Grande Housing	0	0	99,543	145,103	199,988	250,000
	Subtotal Internal Service Charges:		88,360	748,100	203,634	189,103	1,032,808	880,700
	TOTAL ALL EXPENDITURES:		686,121	2,038,646	3,183,887	1,330,504	2,948,904	2,515,750

Community Development Department
PROGRAM: Redevelopment Agency City Seaside

FUND: RDA Debt Service
ACCOUNT: 992-0-9910

Code	Code Description	Detail	Actual 2000-01	Actual 2001-02	Actual 2002-03	Actual 2003-04	Adjusted Budget 2004-05	Adopted Budget 2005-06
MAINTENANCE & OPERATION								
9693	Pass-thru Expense	Redevelopment Agency pass-through payments of tax increment revenues	373,381	163,353	0	0	200,000	212,000
	Subtotal Maintenance & Operations:		373,381	163,353	0	0	200,000	212,000
DEBT SERVICE								
9602	Payment on Principal	Mortgage payment for 1137 Broadway	9,486	914,752	11,126	12,049	12,800	0
9604	Fee Expense	Miscellaneous fees for Agency transactions (escrows, other public agency fees)	138,236	3,920	2,100	2,100	5,000	5,000
9605	Interest Expense	Mortgage payment for 1137 Broadway	274,209	0	5,687	2,703	3,000	0
9691	RACS Bond Principal Expense	Principal payments on Redevelopment Agency debt	2,395,000	0	255,000	265,000	270,000	285,000
9692	RACS Bond Interest Expense	Interest payments on Redevelopment Agency debt	358,535	484,890	126,188	115,915	105,080	93,560
9702	ERAF Payment to County	Payment per ERAF legislation	0	0	145,106	239,224	437,220	460,000
	Subtotal Debt Service:		3,175,466	1,403,562	545,207	636,991	833,100	843,560
CAPITAL PROJECTS								
9801	Seaside Golf Resort	Project costs	0	0	46,213	16,234	0	0
9802	Main Gate Shopping Center	Project costs	0	0	0	710,319	0	0
	Subtotal Capital Projects:		0	0	46,213	726,553	0	0
TOTAL ALL EXPENDITURES:			3,548,847	1,566,915	591,420	1,363,544	1,033,100	1,055,560

Community Development Department
PROGRAM: Redevelopment Agency City Seaside

FUND: RDA Set Aside
ACCOUNT: 993-0-9910

Code	Code Description	Detail	Actual 2000-01	Actual 2001-02	Actual 2002-03	Actual 2003-04	Adjusted Budget 2004-05	Adopted Budget 2005-06
PERSONNEL SERVICES								
0001	Salaries	Direct salaries and wages for all regular full employed personnel	0	3,250	20,465	21,716	17,200	0
0006	Workers Compensation	Program share of worker's compensation insurance cost	0	0	705	700	700	0
0009	Sick Leave Payoff	Annual payments to employees for unused sick leave accrual	0	0	0	436	0	0
0012	Vacation\Comp Time Payoff	Payments to employees for unused vacation and/or compensation time accrual	0	0	0	316	0	0
0016	Deferred Compensation	City share of deferred compensation plan	0	0	332	337	300	0
0031	PERS Pension	Payments for Public Employees Retirement System	0	-51	0	0	1,600	0
0032	PARS Pension	Payments for Public Agency Retirement System	0	0	648	696	700	0
0033	LIUNA Pension	Supplemental pension for Misc City employees	0	0	52	185	0	0
0041	Medical Insurance - Non-LIUNA	Payments for non-SCEA employee medical benefits	0	275	918	1,270	1,500	0
0042	Medical Insurance - LIUNA H&W	Payments for SCEA employee medical benefits	0	75	424	571	0	0
0043	Flex-One- plan fee	Administrative cost for 125 plan	0	13	0	6	0	0
0051	Dental Insurance - Non-LIUNA	Payments for employee dental benefits	0	13	71	119	100	0
0061	Vision Ins - Non-LIUNA	Payments for employee vision benefits	0	13	11	16	100	0
0071	LTD - Non-Safety	Payments for employee Life insurance benefits	0	13	70	60	100	0
0081	Life Insurance	Payments for employee Life insurance benefits	0	25	140	151	200	0
0092	Medicare Tax	Payments to Medicare systems for eligible employees	0	0	15	0	0	0
Subtotal Personnel Services:			0	3,626	23,851	26,579	22,500	0
MAINTENANCE & OPERATION								
1022	Legal Services	Payments for contracted law services, special counsel and other related legal expenses	0	0	128,603	88,546	100,000	50,000

Community Development Department
PROGRAM: Redevelopment Agency City Seaside

FUND: RDA Set Aside
ACCOUNT: 993-0-9910

Code	Code Description	Detail	Actual 2000-01	Actual 2001-02	Actual 2002-03	Actual 2003-04	Adjusted Budget 2004-05	Adopted Budget 2005-06
1030	Consultant	Miscellaneous professional consulting services	0	0	16,955	0	15,000	15,000
7165	Grants	Grants to community organizations	4,801	0	0	0	2,000	0
9526	Housing Programs	First time home buyers, Rehab loans, Paintbrush program and emergency loans & grants	460,824	219,633	309,137	202,930	500,000	730,000
9530	San Pablos Hsng-Colonial Prt	City Contribution to pre-development costs for Genesis House	0	0	0	0	4,670,000	70,000
	Subtotal Maintenance & Operations:		465,625	219,633	454,695	291,476	5,287,000	865,000
	CAPITAL PROJECTS							
9192	Property Purchase	Real estate purchase costs	500,000	0	0	0	1,000,000	2,000,000
	Subtotal Capital Projects:		500,000	0	0	0	1,000,000	2,000,000
	TOTAL ALL EXPENDITURES:		965,625	223,259	478,546	318,055	6,309,500	2,865,000

Community Development Department
PROGRAM: Bond - Capital Projects

FUND: Bond Capital Projects
ACCOUNT: 996-0-9960

Code	Code Description	Detail	Actual 2000-01	Actual 2001-02	Actual 2002-03	Actual 2003-04	Adjusted Budget 2004-05	Adopted Budget 2005-06
MAINTENANCE & OPERATION								
1030	Consultant	Professional consulting services - Auto Center Revitalization and Broadway/Fremont	0	0	0	344,140	500,000	500,000
	Subtotal Maintenance & Operations:		0	0	0	344,140	500,000	500,000
INTERNAL SERVICE CHARGES								
9398	Administration Charges	Charges for city-wide administration	0	0	0	0	0	104,600
9399	Planning Charges	Charges for planning costs	0	0	0	0	0	104,100
	Subtotal Internal Service Charges:		0	0	0	0	0	208,700
TOTAL ALL EXPENDITURES:			0	0	0	344,140	500,000	708,700

Community Development Department
PROGRAM: CDBG General Administration

FUND: Community Dev Block Grant
ACCOUNT: 200-0-5410

Code	Code Description	Detail	Actual 2000-01	Actual 2001-02	Actual 2002-03	Actual 2003-04	Adjusted Budget 2004-05	Adopted Budget 2005-06
PERSONNEL SERVICES								
0001	Salaries	.20 RDA Director, .20 of 2 Planning Managers, .20 Senior Admin Secretary	113,578	109,498	75,829	82,346	93,900	55,300
0006	Workers Compensation	Program share of worker's compensation insurance cost	1,627	767	441	500	2,400	200
0009	Sick Leave Payoff	Annual payments to employees for unused sick leave accrual	0	0	1,013	920	500	500
0012	Vacation\Comp Time Payoff	Payments to employees for unused vacation and/or compensation time accrual	0	0	910	158	500	500
0016	Deferred Compensation	City share of deferred compensation plan	0	0	896	936	500	1,000
0031	PERS Pension	Payments for Public Employees Retirement System	906	886	0	0	7,900	8,800
0032	PARS Pension	Payments for Public Agency Retirement System	0	54	1,218	1,430	0	2,000
0033	LIUNA Pension	Supplemental pension for Misc City employees	0	1,671	2,570	1,667	3,200	500
0041	Medical Insurance - Non-LIUNA	Payments for non-SCEA employee medical benefits	27,600	6,209	2,611	3,323	0	5,400
0042	Medical Insurance - LIUNA H&W	Payments for SCEA employee medical benefits	1,961	3,074	4,033	5,141	8,600	1,100
0043	Flex-One- plan fee	Administrative cost for 125 plan	0	60	79	58	100	100
0051	Dental Insurance - Non-LIUNA	Payments for employee dental benefits	308	241	316	414	0	400
0061	Vision Ins - Non-LIUNA	Payments for employee vision benefits	77	60	79	39	0	100
0071	LTD - Non-Safety	Payments for employee Life insurance benefits	231	181	237	201	300	200
0081	Life Insurance	Payments for employee Life insurance benefits	384	301	395	413	300	500
0092	Medicare Tax	Payments to Medicare systems for eligible employees	926	739	465	549	900	900
Subtotal Personnel Services:			147,598	123,741	91,092	98,095	119,100	77,500
MAINTENANCE & OPERATION								
1025	City Audit	Annual audit of city financial records	0	5,000	5,000	3,158	4,000	8,000

Community Development Department
PROGRAM: CDBG General Administration

FUND: Community Dev Block Grant
ACCOUNT: 200-0-5410

Code	Code Description	Detail	Actual 2000-01	Actual 2001-02	Actual 2002-03	Actual 2003-04	Adjusted Budget 2004-05	Adopted Budget 2005-06
1029	Training & Education	Training programs, seminars and reimbursements for educational courses	869	0	626	0	1,000	1,000
1030	Consultant	Miscellaneous professional consulting services	1,747	14,531	25,000	0	34,700	0
2043	Temporary Contract Service	Expenses for temporary, short-term contractual services	0	0	0	0	0	5,000
2044	Copier Services	Maintenance expenses for copy machines including lease charges	357	120	120	124	200	200
2053	Outside Printing Service	Expenses for reproduction and printing conducted by private contractors	0	27	64	0	500	500
2063	Publishing & Legal Advertising	Expenses for publishing legal notices, job announcements, and other city information	697	1,183	1,510	1,512	1,500	1,500
3092	Stationery Supplies	Expenses for miscellaneous office supplies	76	0	315	353	500	500
3095	Department Consumables	Miscellaneous expenses for department supplies and equipment	0	267	882	366	500	500
4121	Meetings & Travel	Expenses for city-related meetings and travel; conference and seminar registration and expenses	0	0	0	0	500	500
4122	Dues & Membership	Annual dues for personal and city memberships	0	0	0	0	200	200
4123	Books & Periodicals	Publications and subscriptions	0	0	220	166	0	0
4124	Mail Services	Mail costs including lease of equipment	26	666	658	350	800	500
5132	Telephone	Telephone costs	406	512	885	561	900	900
7162	Community Human Services	Annual membership dues for Community Human Services JPA	0	0	0	32,000	29,700	32,000
7165	Grants	Conflict resolution	0	39,000	10,000	10,000	10,000	10,000
9528	Housing Rehab	Rehabilitation of housing, LaSalle & Mendocino	0	0	0	0	0	160,498
9529	Coalition of Homeless Svcs	City Contribution to Coalition of Homeless Services Program	50,000	25,000	0	0	0	0
9530	Genesis House Pre Dev Costs	City Contribution to pre-development costs for Genesis House	0	18,918	0	0	0	0
	Subtotal Maintenance & Operations:		54,176	105,224	45,280	48,590	85,000	221,798

Community Development Department
PROGRAM: CDBG General Administration

FUND: Community Dev Block Grant
ACCOUNT: 200-0-5410

Code	Code Description	Detail	Actual 2000-01	Actual 2001-02	Actual 2002-03	Actual 2003-04	Adjusted Budget 2004-05	Adopted Budget 2005-06
DEBT SERVICE								
9602	Payment on Principal	Principal payments on bonded debt	80,000	90,000	95,000	150,000	110,000	120,000
9605	Interest Expense	Interest expenses on bonded debt	271,536	186,297	180,543	173,090	164,700	157,300
	Subtotal Debt Service:		351,536	276,297	275,543	323,090	274,700	277,300
INTERNAL SERVICE CHARGES								
9396	Liability Insurance	Transfer of funds for program share of city-wide liability insurance cost	7,070	12,000	7,021	4,100	5,400	6,000
9397	Computer System	Transfer of funds for program share of city-wide computer network operation/maintenance cost	4,810	3,400	4,700	10,000	7,800	7,000
	Subtotal Internal Service Charges:		11,880	15,400	11,721	14,100	13,200	13,000
TOTAL ALL EXPENDITURES:			565,189	520,662	423,636	483,875	492,000	589,598

City Attorney





**CITY OF SEASIDE
CITY ATTORNEY
FISCAL YEAR 2005-2006**

ACTIVITY DESCRIPTION

The City Attorney represents the City in legal disputes and advises the City Council and City staff on legal matters. In addition, the City Attorney reviews all ordinances, resolutions, and contracts to confirm that they are legally correct.

ACTIVITY GOALS

Continue to provide legal assistance to the City.

FINANCIAL NOTES

The amount budgeted for legal and consultant services was not adjusted due to the assumption that there would be a similar need for professional services in Fiscal Year 2005-2006 as in the past year.

City Attorney Department
PROGRAM: City Attorney Administration

FUND: General Fund
ACCOUNT: 100-0-3010

Code	Code Description	Detail	Actual 2000-01	Actual 2001-02	Actual 2002-03	Actual 2003-04	Adjusted Budget 2004-05	Adopted Budget 2005-06
PERSONNEL SERVICES								
0001	Salaries	1.0 City Attorney	66,000	68,805	82,569	83,121	94,400	89,900
0006	Workers Compensation	Program share of worker's compensation insurance cost	286	287	353	400	500	400
0017	PARS ARS - 457	Payments for Public Agency Retirement System alternate retirement system	0	0	0	0	0	1,200
0091	FICA Tax	Payments to Social Security systems for eligible employees	4,021	4,342	4,997	5,089	100	0
0092	Medicare Tax	Payments to Medicare systems for eligible employees	1,029	1,019	1,172	1,190	1,400	1,400
	Subtotal Personnel Services:		71,335	74,453	89,091	89,800	96,400	92,900
MAINTENANCE & OPERATION								
1022	Legal Services	Payments for contracted law services, special counsel and other related legal expenses	21,117	4,703	3,152	21,292	20,000	20,000
1030	Consultant	Miscellaneous professional consulting services	0	6,109	0	175	12,000	12,000
	Subtotal Maintenance & Operations:		21,117	10,813	3,152	21,467	32,000	32,000
INTERNAL SERVICE CHARGES								
9396	Liability Insurance	Transfer of funds for program share of city-wide liability insurance cost	7,770	1,800	5,600	4,800	4,200	2,800
	Subtotal Internal Service Charges:		7,770	1,800	5,600	4,800	4,200	2,800
	Administrative Charges to Other Funds		0	0	0	0	-60,260	-63,900
TOTAL ALL EXPENDITURES:			100,222	87,066	97,843	116,067	72,340	63,800

Management Information Systems





**CITY OF SEASIDE
MANAGEMENT INFORMATION SYSTEMS
FISCAL YEAR 2005-2006**

ACTIVITY DESCRIPTION

The Management Information Systems (MIS) Division of the City Manager's Department is responsible for the administration of the City's computer network and related information technology projects. This includes the management of contracts with the City's network operating support provider.

ACTIVITY OBJECTIVES

Maintain the City's network effectiveness and reliability.

City Manager Department
PROGRAM: Computer Network Administration

FUND: Management Informations System
ACCOUNT: 503-0-4010

Code	Code Description	Detail	Actual 2000-01	Actual 2001-02	Actual 2002-03	Actual 2003-04	Adjusted Budget 2004-05	Adopted Budget 2005-06
PERSONNEL SERVICES								
0001	Salaries	1.0 Network Engineer, 1.0 Systems Engineer	0	0	659	24,500	0	161,200
0006	Workers Compensation	Program share of worker's compensation insurance cost	0	0	0	200	0	0
0012	Vacation\Comp Time Payoff	Payments to employees for unused vacation and/or compensation time accrual	0	0	0	439	0	0
0016	Deferred Compensation	City share of deferred compensation plan	0	0	0	584	0	0
0017	PARS ARS - 457	Payments for Public Agency Retirement System alternate retirement system	0	0	0	0	0	2,100
0032	PARS Pension	Payments for Public Agency Retirement System	0	0	0	1,075	0	0
0041	Medical Insurance - Non-LIUNA	Payments for non-SCEA employee medical benefits	0	0	0	1,345	0	0
0051	Dental Insurance - Non-LIUNA	Payments for employee dental benefits	0	0	0	131	0	0
0061	Vision Ins - Non-LIUNA	Payments for employee vision benefits	0	0	0	17	0	0
0071	LTD - Non-Safety	Payments for employee Life insurance benefits	0	0	0	48	0	0
0081	Life Insurance	Payments for employee Life insurance benefits	0	0	0	168	0	0
0092	Medicare Tax	Payments to Medicare systems for eligible employees	0	0	0	381	0	2,400
	Subtotal Personnel Services:		0	0	659	28,888	0	165,700
MAINTENANCE & OPERATION								
1029	Training & Education	Training programs, seminars and reimbursements for educational courses	0	0	1,680	0	0	0
1030	Consultant	Consultant and additional services	232,803	287,674	410,604	216,779	228,500	35,000
2043	Temporary Contract Service	Expenses for temporary, short-term contractual services. Additional special projects.	0	0	0	8,683	7,000	5,000
3102	Computer Supplies	Miscellaneous computer supplies and hardware	26,874	15,179	34,714	16,603	18,000	18,000

City Manager Department
PROGRAM: Computer Network Administration

FUND: Management Informations System
ACCOUNT: 503-0-4010

Code	Code Description	Detail	Actual 2000-01	Actual 2001-02	Actual 2002-03	Actual 2003-04	Adjusted Budget 2004-05	Adopted Budget 2005-06
3104	Computer Software	Computer software and licenses, Firewall Upgrades	34,477	132,106	22,467	45,223	70,000	63,000
5132	Telephone	Telephone costs	8,303	14,014	12,770	14,861	18,600	18,600
5138	Data Communications	Expenses for rental of communications facilities, such as T-1 Lines	13,017	12,389	12,677	16,033	19,200	18,000
9603	Depreciation Expense	Systematic amortization of fixed assets	0	0	46,886	0	0	0
	Subtotal Maintenance & Operations:		315,473	461,362	541,798	318,182	361,300	157,600
	DEBT SERVICE							
9608	Lease Payments	Lease payments	0	0	37,589	63,787	65,000	10,000
	Subtotal Debt Service:		0	0	37,589	63,787	65,000	10,000
	CAPITAL OUTLAY							
8182	Computer Purchase	Purchase printers	0	0	0	1,820	5,000	5,000
8183	Communication Equipment	Communication equipment purchase costs	0	10,344	0	0	0	0
	Subtotal Capital Outlay:		0	10,344	0	1,820	5,000	5,000
	INTERNAL SERVICE CHARGES							
9395	Vehicle Maintenance	Transfer of funds for program share of city-wide vehicle maintenance cost	7,080	0	0	0	0	0
9396	Liability Insurance	Transfer of funds for program share of city-wide liability insurance cost	13,860	0	0	7,800	12,500	7,800
9397	Computer System	Transfer of funds for program share of city-wide computer network operation/maintenance cost	0	0	0	31,700	24,700	22,200

City Manager Department
PROGRAM: Computer Network Administration

FUND: Management Informations System
ACCOUNT: 503-0-4010

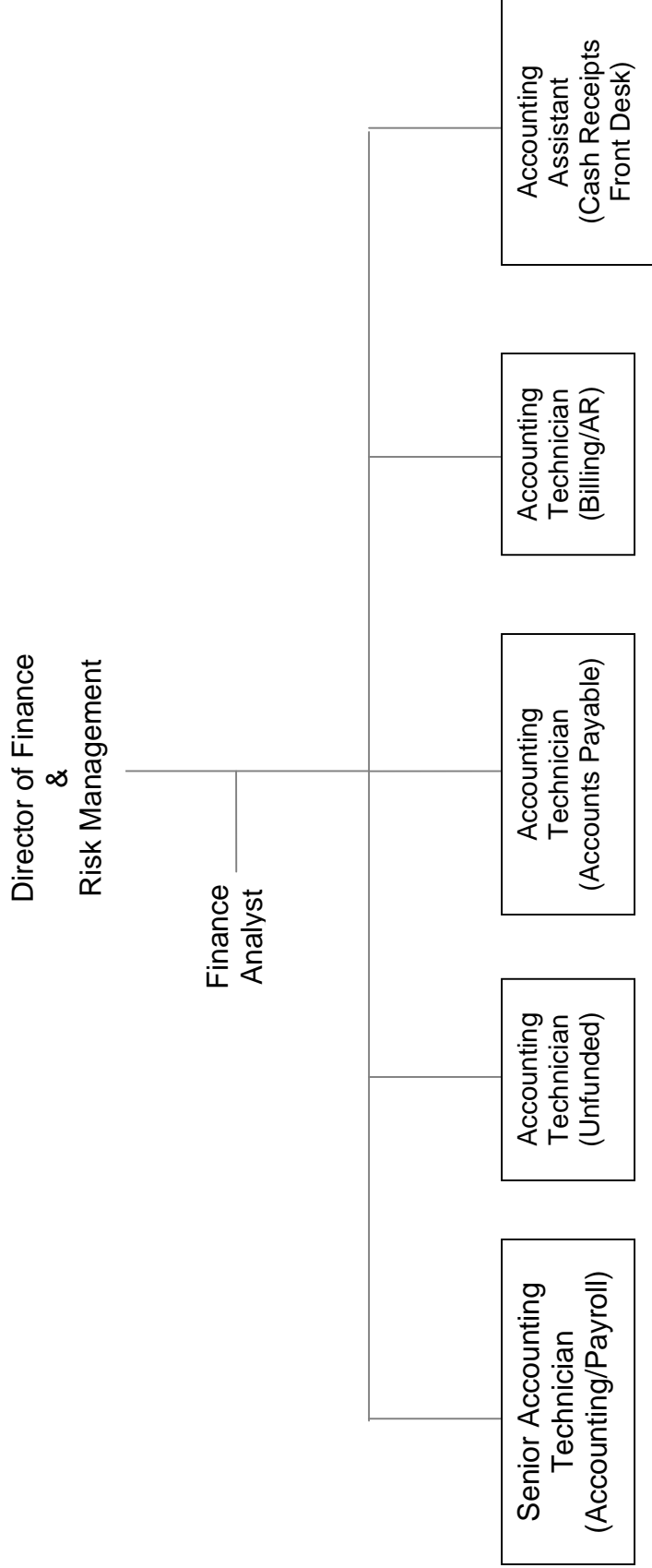
Code	Code Description	Detail	Actual 2000-01	Actual 2001-02	Actual 2002-03	Actual 2003-04	Adjusted Budget 2004-05	Adopted Budget 2005-06
	Subtotal Internal Service Charges:		20,940	0	0	39,500	37,200	30,000
	TOTAL ALL EXPENDITURES:		336,413	471,706	580,046	452,177	468,500	368,300

Finance Department





City of Seaside
Finance Department





**CITY OF SEASIDE
FINANCE DEPARTMENT
FISCAL YEAR 2005-2006**

ACTIVITY DESCRIPTION

The Finance Department provides a wide variety of services to the residents of Seaside and to all departments within the City. Listed below are examples of the core services offered:

Payroll

Accurate and timely processing of the bi-weekly payroll for the City's 250 employees. Payments to vendors directly related to, administration of payroll benefits, and other payroll related issues.

Accounts Receivable/Cash Receipts

Process billing for water, business licenses, vehicle abatement and other services provided. Accurate and timely receipt of, and accounting for all monies received.

Accounting

Provide accurate accounting of all revenues and expenditures. Preparation of financial statements, annual budgets, other year-end financial reports, and supports the preparation of the annual audited financial statements.

Accounts Payable

Provide accurate and timely payments to vendors, for goods and services rendered.

Risk Management

Provide risk management services for injured employees, citizens and/or property damage. Maintain a safe and healthy work environment for employees and a safe City for the residents of Seaside.

ACTIVITY GOALS

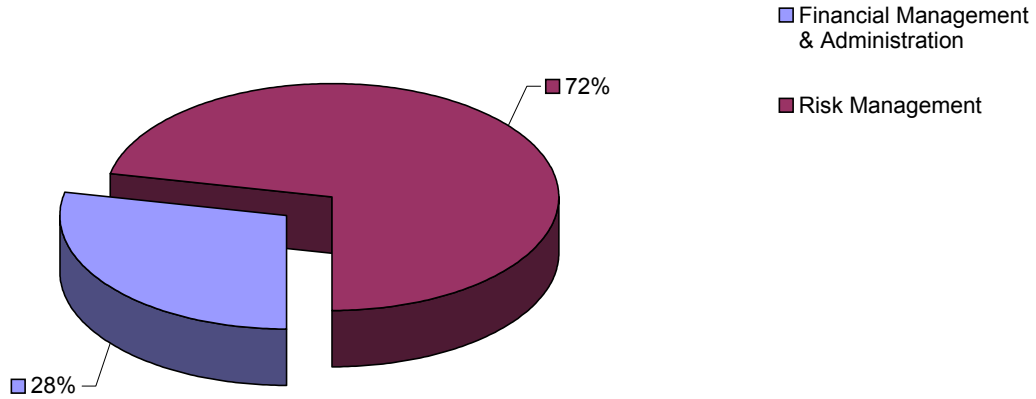
The Department will continue to improve the efficiency and effectiveness of the Finance Functions.

- Continue to improve record retention and storage
- Provide timely and accurate financial reports to Council, City Manager and City Departments

Finance Department

05-06 Adopted Budget

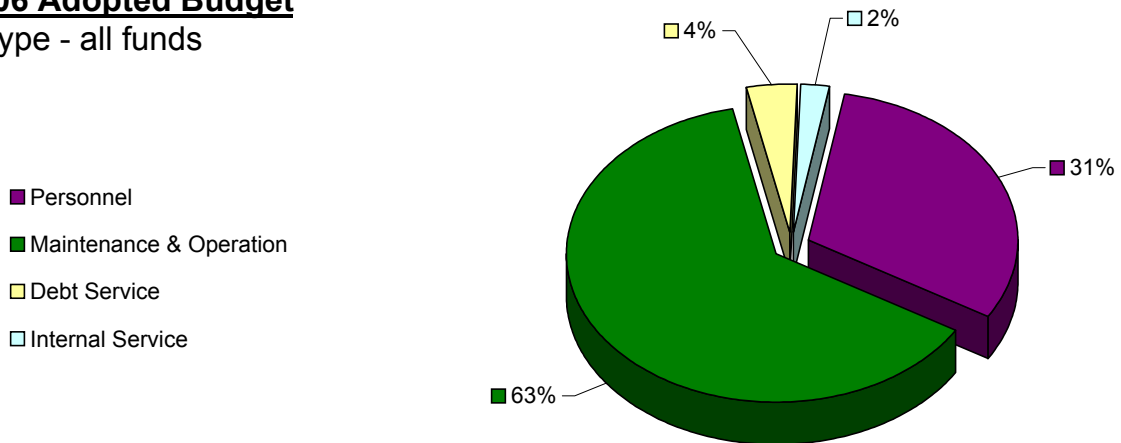
by function - all funds



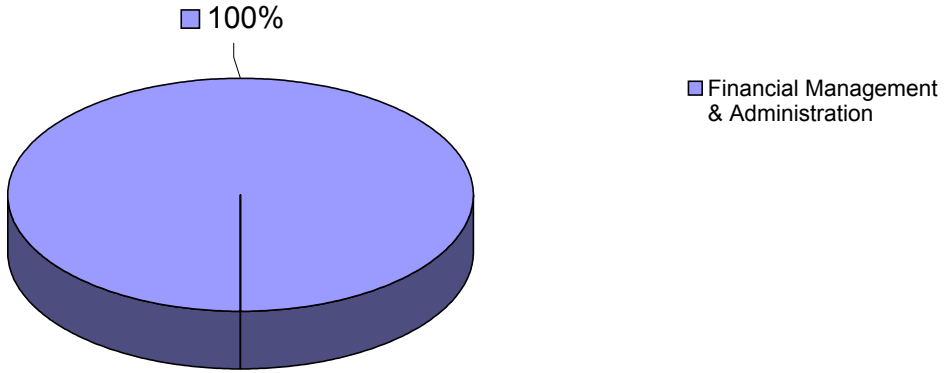
	Personnel	Maintenance & Operation	Debt Service	Internal Service	Capital Outlay	Admin Allocation	Total
Financial Mgmt & Administration	556,000	90,400	69,200	38,900	-	(342,600)	411,900
Risk Management	-	1,045,000	-	-	-	-	1,045,000
Total	556,000	1,135,400	69,200	38,900	-	(342,600)	1,456,900

05-06 Adopted Budget

by type - all funds

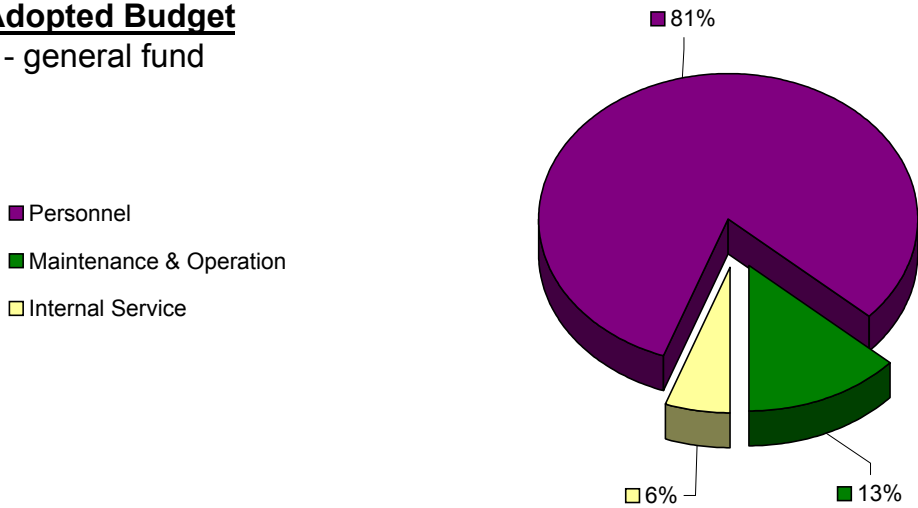


05-06 Adopted Budget
by function - general fund



	Personnel	Maintenance & Operation	Debt Service	Internal Service	Admin Allocation	Total
Financial Mgmt & Administration	556,000	90,400	-	38,900	(342,600)	342,700
Risk Management	-	-	-	-	-	-
Total	556,000	90,400	-	38,900	(342,600)	342,700

05-06 Adopted Budget
by type - general fund



Finance Department
PROGRAM: Financial Management & Admin

FUND: General Fund
ACCOUNT: 100-0-5110

Code	Code Description	Detail	Actual 2000-01	Actual 2001-02	Actual 2002-03	Actual 2003-04	Adjusted Budget 2004-05	Adopted Budget 2005-06
PERSONNEL SERVICES								
0001	Salaries	1.0 Finance Director, .97 Finance Analyst, 2.95 Accounting Technician, 1.0 Accounting Assistant	136,857	206,811	226,481	231,652	364,800	391,900
0002	Overtime	All authorized pay for overtime hours worked in accordance with FLSA requirements	4,740	1,805	2,581	2,049	3,000	3,000
0006	Workers Compensation	Program share of worker's compensation insurance cost	633	1,341	1,323	1,300	1,900	1,400
0009	Sick Leave Payoff	Annual payments to employees for unused sick leave accrual	0	0	1,099	1,632	0	0
0010	Management Leave Payoff	Payments to management employees for unused management leave	0	0	2,684	0	0	0
0012	Vacation\Comp Time Payoff	Payments to employees for unused vacation and/or compensation time accrual	0	0	4,538	1,519	0	2,000
0016	Deferred Compensation	City share of deferred compensation plan	0	0	2,700	2,714	4,600	4,600
0020	Part-time Hourly Wages	Direct salaries and wages for all regular part-time employed personnel	0	0	0	0	5,600	0
0031	PERS Pension	Payments for Public Employees Retirement System	3,212	1,155	96	0	32,800	60,900
0032	PARS Pension	Payments for Public Agency Retirement System	0	98	2,753	3,286	6,900	10,200
0033	LIUNA Pension	Supplemental pension for Misc City employees	0	5,309	8,806	5,502	8,300	6,200
0041	Medical Insurance - Non-LIUNA	Payments for non-SCEA employee medical benefits, includes 2.0 retirees	59,080	16,505	19,949	20,841	35,800	47,500
0042	Medical Insurance - LIUNA H&W	Payments for SCEA employee medical benefits	4,707	12,987	15,685	17,159	22,600	16,900
0043	Flex-One- plan fee	Administrative cost for 125 plan	0	64	70	36	100	100
0051	Dental Insurance - Non-LIUNA	Payments for employee dental benefits	696	960	1,238	1,382	2,800	2,800
0061	Vision Ins - Non-LIUNA	Payments for employee vision benefits	93	128	206	127	300	300
0071	LTD - Non-Safety	Payments for employee Life insurance benefits	371	512	619	594	900	900
0081	Life Insurance	Payments for employee Life insurance benefits	649	896	1,032	1,190	2,100	2,100
0090	Employee Assistance Program	EAP program for all employees	0	0	0	0	0	200
0092	Medicare Tax	Payments to Medicare systems for eligible employees	1,625	2,594	2,482	2,703	4,600	5,000

Finance Department
PROGRAM: Financial Management & Admin

FUND: General Fund
ACCOUNT: 100-0-5110

Code	Code Description	Detail	Actual 2000-01	Actual 2001-02	Actual 2002-03	Actual 2003-04	Adjusted Budget 2004-05	Adopted Budget 2005-06
	Subtotal Personnel Services:		212,663	251,165	294,342	293,686	497,100	556,000
	MAINTENANCE & OPERATION							
1025	City Audit	Annual audit of city financial records	10,770	13,800	1,265	5,562	7,500	14,000
1029	Training & Education	Training programs, seminars and reimbursements for educational courses	1,963	2,161	6,373	1,899	3,000	3,000
1030	Consultant	Miscellaneous professional consulting services	84,291	91,817	63,058	32,866	30,000	20,000
1040	Property Tax Admin Fees	Payments to the County for property tax administration	0	13,071	16,864	12,818	17,300	17,300
2043	Temporary Contract Service	Expenses for temporary, short-term contractual services	77,417	44,716	10,064	1,846	800	800
2044	Copier Services	Maintenance expenses for copy machines including lease charges	2,283	3,273	1,954	2,255	2,300	2,300
2048	Typewriter Repair	Maintenance expenses for repair of electric typewriters	0	119	0	0	100	100
2053	Outside Printing Service	Expenses for reproduction and printing conducted by private contractors	928	539	1,000	1,322	1,000	1,000
2074	Bank Fees & Misc Charges	Credit card settlement charges and misc bank fees	0	0	2,858	5,664	3,000	6,000
2078	Other Expense	Miscellaneous other expenses	977	4,805	824	130	300	2,000
3092	Stationery Supplies	Expenses for miscellaneous office supplies	7,879	6,301	5,701	6,819	7,000	7,000
3095	Department Consumables	Miscellaneous expenses for department supplies and equipment	604	2,554	1,068	1,485	1,500	2,000
3101	Printed Forms	Printing costs for pre-printed forms	1,897	867	1,163	1,312	2,000	1,500
3102	Computer Supplies	Miscellaneous computer supplies and hardware	335	279	79	2,883	1,000	1,000
4121	Meetings & Travel	Expenses for city-related meetings and travel; conference and seminar registration and expenses	46	112	498	236	300	300
4122	Dues & Membership	Annual dues for personal and city memberships	541	650	260	585	600	600
4123	Books & Periodicals	Publications and subscriptions	741	931	1,679	879	1,000	1,000
4124	Mail Services	Mail costs including lease of equipment	1,652	6,896	8,002	5,143	6,000	4,000

Finance Department
PROGRAM: Financial Management & Admin

FUND: General Fund
ACCOUNT: 100-0-5110

Code	Code Description	Detail	Actual 2000-01	Actual 2001-02	Actual 2002-03	Actual 2003-04	Adjusted Budget 2004-05	Adopted Budget 2005-06
5132	Telephone	Telephone costs	5,416	6,571	7,810	7,963	6,500	6,500
	Subtotal Maintenance & Operations:		197,741	199,463	130,520	91,667	91,200	90,400
	INTERNAL SERVICE CHARGES							
9396	Liability Insurance	Transfer of funds for program share of city-wide liability insurance cost	12,240	16,000	15,630	11,500	19,800	15,200
9397	Computer System	Transfer of funds for program share of city-wide computer network operation/maintenance cost	64,457	44,100	21,900	33,800	26,400	23,700
	Subtotal Internal Service Charges:		76,697	60,100	37,530	45,300	46,200	38,900
	Administrative Charges to Other Funds		0	0	0	0	-285,530	-342,600
	TOTAL ALL EXPENDITURES:		487,101	510,728	462,392	430,653	348,970	342,700

Finance Department
PROGRAM: Financial Management & Admin

FUND: Capital Outlay
ACCOUNT: 102-0-5110

Code	Code Description	Detail	Actual 2000-01	Actual 2001-02	Actual 2002-03	Actual 2003-04	Adjusted Budget 2004-05	Adopted Budget 2005-06
DEBT SERVICE								
9608	Lease Payments	Lease payments	0	0	0	2,458	2,700	500
	Subtotal Debt Service:		0	0	0	2,458	2,700	500
TOTAL ALL EXPENDITURES:			0	0	0	2,458	2,700	500

Finance Department
PROGRAM: Finance Admin

FUND: Citywide Curb / Gutter Fund
ACCOUNT: 352-0-5110

Code	Code Description	Detail	Actual 2000-01	Actual 2001-02	Actual 2002-03	Actual 2003-04	Adjusted Budget 2004-05	Adopted Budget 2005-06
DEBT SERVICE								
9602	Payment on Principal	Citywide curbs and Gutters	43,000	70,000	35,000	40,000	40,000	45,000
9605	Interest Expense	Citywide curbs and Gutters	33,000	-2,810	29,545	26,640	24,040	21,200
9606	Other Debt Service Expense	Debt service admin fees	950	0	1,726	2,730	2,000	2,500
	Subtotal Debt Service:		76,950	67,190	66,271	69,370	66,040	68,700
	TOTAL ALL EXPENDITURES:		76,950	67,190	66,271	69,370	66,040	68,700

Finance Department
PROGRAM: Risk Management

FUND: Property / Casualty Insurance
ACCOUNT: 502-0-5120

Code	Code Description	Detail	Actual 2000-01	Actual 2001-02	Actual 2002-03	Actual 2003-04	Adjusted Budget 2004-05	Adopted Budget 2005-06
PERSONNEL SERVICES								
0001	Salaries	Direct salaries and wages for all regular full employed personnel	0	0	136	5,830	0	0
	Subtotal Personnel Services:		0	0	136	5,830	0	0
MAINTENANCE & OPERATION								
1022	Legal Services	Payments for contracted law services, special counsel and other related legal expenses	267,358	29,645	160,326	55,486	25,000	10,000
1029	Training & Education	Training programs, seminars and reimbursements for educational courses	165	1,256	1,195	1,705	500	0
1030	Consultant	Payments for workers' comp tail claim administration	0	0	0	8,787	50,000	60,000
2087	Tail Claims Expense	Payments for workers' comp tail claim	0	0	0	0	350,000	300,000
2088	Judgments/Damages	Payments for legal judgments and damage claims	219,310	642,775	133,806	9,938	30,000	25,000
2089	Excess Liability	Expenses for excess liability insurance policy	0	39,388	0	0	0	0
2090	Liability Insurance	Premium for insurance	0	209,675	48,235	577,693	264,500	650,000
	Subtotal Maintenance & Operations:		486,833	922,739	343,562	653,609	720,000	1,045,000
DEBT SERVICE								
9605	Interest Expense	Interest expenses on bonded debt	0	0	0	12,988	0	0
	Subtotal Debt Service:		0	0	0	12,988	0	0
TOTAL ALL EXPENDITURES:			486,833	922,739	343,698	672,427	720,000	1,045,000

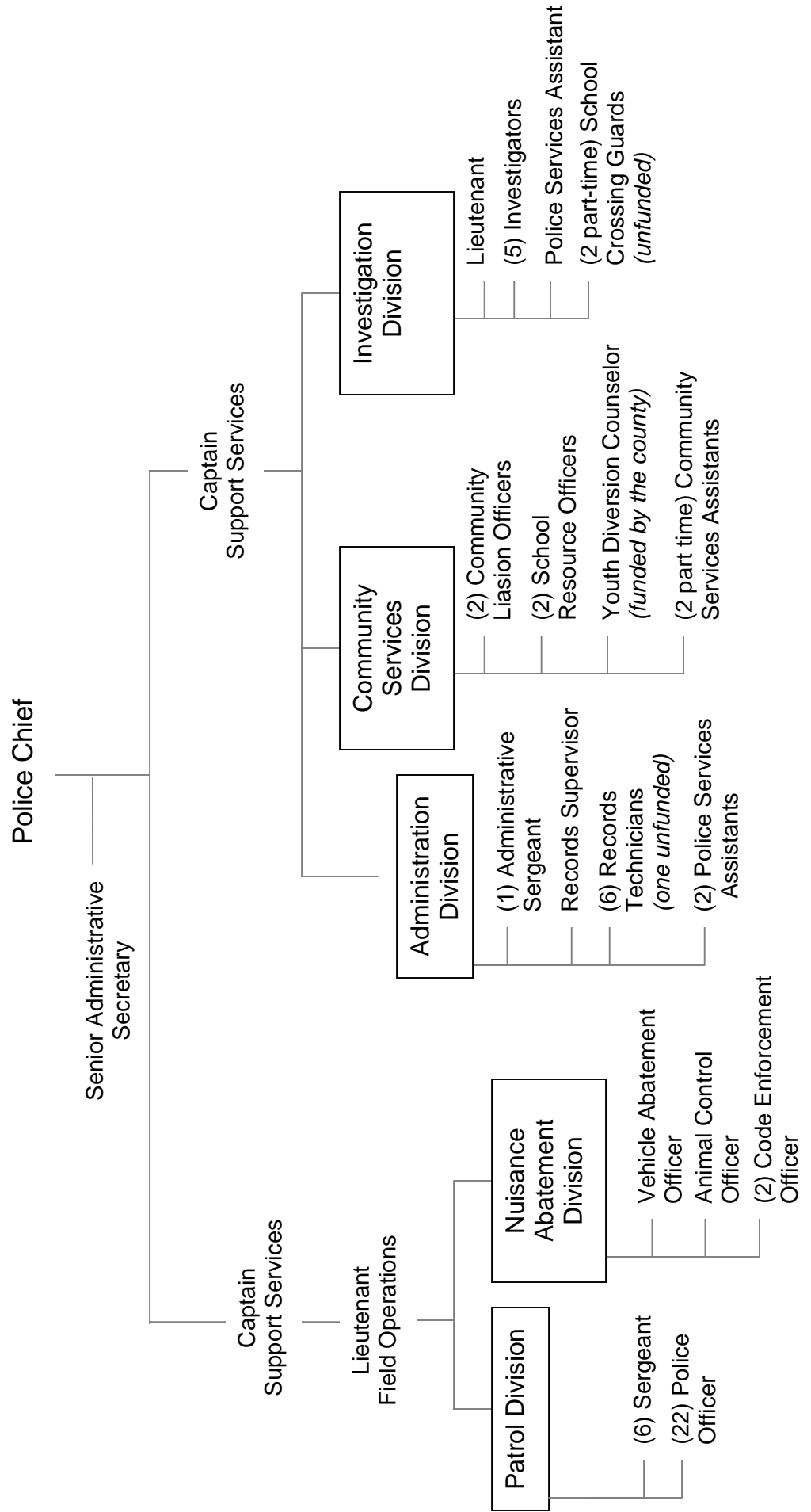


Police Department





City of Seaside
Police Department



**CITY OF SEASIDE
POLICE DEPARTMENT
FISCAL YEAR 2005-2006**

ACTIVITY DESCRIPTION

The City of Seaside Police Department provides a wide range of services to protect and serve the community. The Department includes several divisions including: Police Administration, Investigations, Field Operations, Vehicle Abatement Animal Control, and Code Enforcement.

ADMINISTRATION

The Administration Division of the Police Department is responsible for records, management, training and development, equipment maintenance, inventory control, and maintaining the integrity of property evidence for legal proceedings. Supervision of the City's jail is the responsibility of this Division. Additional activities include the provision of fingerprinting services and assisting members of the public that call or visit the Police Station.

INVESTIGATIONS

The Investigations Division investigates Part I crimes to include homicides, sexual assault, robbery, burglary, and other major complex crimes such as fraud, embezzlement and incidents referred from the Patrol Division involving multiple suspects. Narcotics enforcement investigations are coordinated through the Investigations Division in collaboration with the Monterey Co. Sheriff's Office Narcotics Division, State BNE and DEA. The division also investigates allegations of abuse and sexual assault/molestation against children and other crimes with juvenile suspects as referred through the Patrol Division. The Investigation Division also maintains a database for certified gangs and gang members. This Division is also responsible for liaison activities with local schools and the City's Neighborhood and Business Watch groups.

FIELD OPERATIONS

The Patrol Division is the uniformed division of the Police Department, which performs a variety of emergency and non-emergency services. Patrol Officers may have initial investigative responsibilities for crimes of all nature. Issuing traffic citations and arresting violators of crime are common functions, as are mediating family and civil conflicts. The Patrol Division also incorporates numerous pro-active projects to reduce crime and traffic related incidents. These programs include under-age tobacco and alcohol sales, sting operations, driver's license/driving under the influence checkpoints and cooperative actions with State Parole or County Probation.

VEHICLE ABATEMENT

The Vehicle Abatement Officer (VAO) is responsible for locating, identifying, citing and/or removing or otherwise abating abandoned vehicles, along with assisting the Patrol Division in parking enforcement. The VAO investigates complaints of abandoned vehicles, preparing appropriate documentation. Coordinating with contract towing companies for the removal of abated vehicles in accordance with City and/or California State Ordinances.

ANIMAL CONTROL

The Animal Control Officer enforces all City and California State Ordinances pertaining to animals. Working closely with Monterey County Animal Control, as well as other local Animal Control Officers to maintain safe, clean standards of animal care, responsibility and awareness. Current priorities include reducing the feral cat population, education of the public regarding laws and consequences of feeding stray or wild animals and the reduction of the number of at-large dogs.

CODE ENFORCEMENT

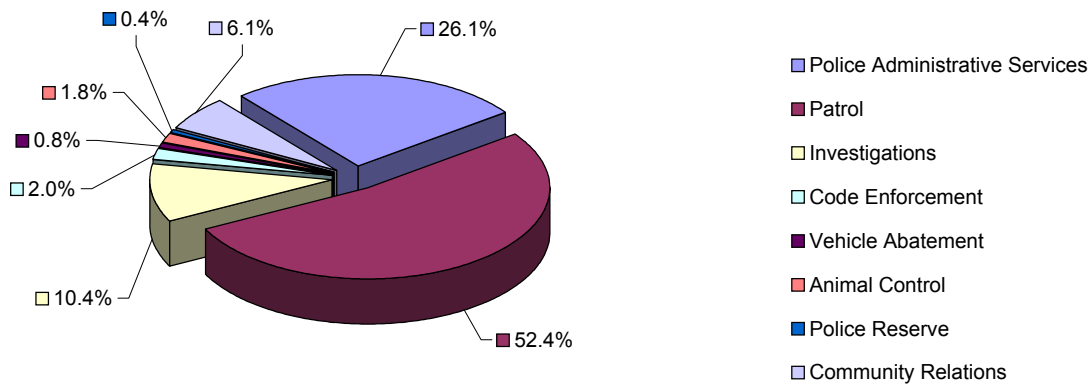
2005-2006 OBJECTIVES

- Enhance Community Oriented Policing
- Enhance wireless mobile communications project (grant funded)
- Continue enhancement of Juvenile Diversion Counselor program (grant funded)
- Complete final installation of new Records Management System
- Continue to aggressively seek grant opportunities
- Enhance "Special Response Team" through continued professional training and new equipment
- Establish new field office for Investigations and Community Services Divisions on Broadway
- Enhance PAL program by providing offices at Del Monte Manor
- Continue to fully integrate Code Enforcement into the police department
- Continue implementation of OTS grant
- Continue work on Cold Case Homicides through Task Force
- Establish Citizen's Police Academy
- Enhance National Night Out Event

Police Department

05-06 Adopted Budget

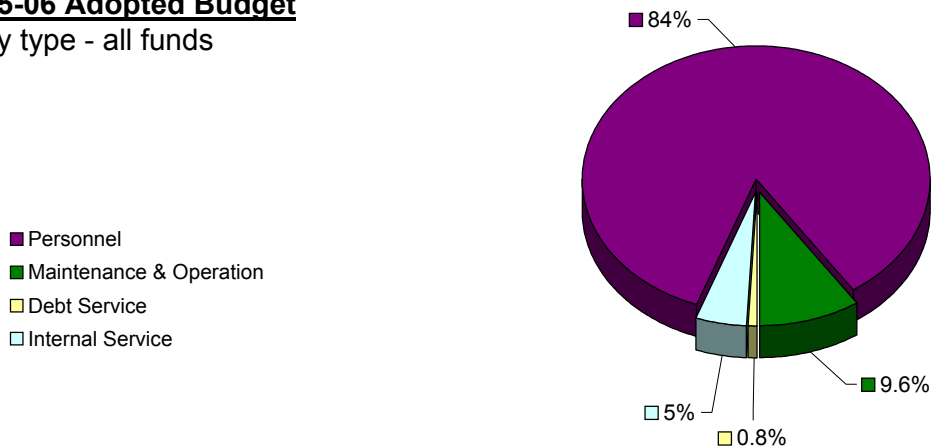
by function - all funds



	Personnel	Maintenance & Operation	Debt Service	Internal Service	Capital Outlay	Total
Police Administrative Services	1,183,800	614,850	24,900	268,800	-	2,092,350
Patrol	3,925,995	65,715	35,000	104,800	71,051	4,202,561
Investigations	824,200	7,500	-	-	-	831,700
Code Enforcement	161,400	-	-	-	-	161,400
Vehicle Abatement	61,800	-	-	-	-	61,800
Animal Control	71,900	73,500	-	-	-	145,400
Police Reserve	33,850	-	-	-	-	33,850
Community Relations	488,000	1,600	-	-	-	489,600
Total	6,750,945	763,165	59,900	373,600	71,051	8,018,661

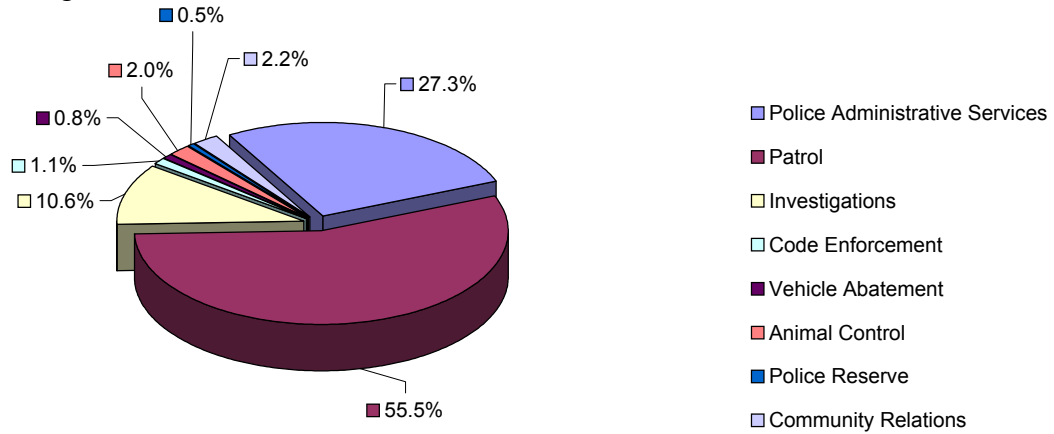
05-06 Adopted Budget

by type - all funds



05-06 Adopted Budget

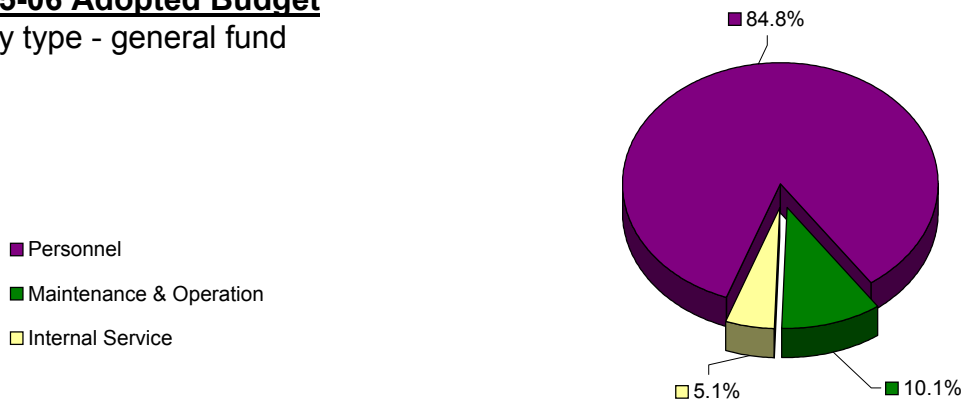
by function - general fund



	Personnel	Maintenance & Operation	Debt Service	Internal Service	Capital Outlay	Total
Police Administrative Services	1,130,500	600,850	-	268,800	-	2,000,150
Patrol	3,902,000	59,400	-	104,800	-	4,066,200
Investigations	771,000	7,500	-	-	-	778,500
Code Enforcement	80,700	-	-	-	-	80,700
Vehicle Abatement	61,800	-	-	-	-	61,800
Animal Control	71,900	73,500	-	-	-	145,400
Police Reserve	33,850	-	-	-	-	33,850
Community Relations	161,000	1,600	-	-	-	162,600
Total	6,212,750	742,850	-	373,600	-	7,329,200

05-06 Adopted Budget

by type - general fund



**Police Department
PROGRAM: Police Administrative Services**

**FUND: General Fund
ACCOUNT: 100-0-6110**

Code	Code Description	Detail	Actual 2000-01	Actual 2001-02	Actual 2002-03	Actual 2003-04	Adjusted Budget 2004-05	Adopted Budget 2005-06
PERSONNEL SERVICES								
0001	Salaries	1.0 Chief of Police, 1.0 Captain (Support Svcs), 1.0 Police Sergeant (Admin), 1.0 Senior Admin Secretary, 1.0 Police Records Supervisor, 5.0 Police Records Technician, 1.08 Police Services Assistant, 2.0 Community Services Assistant	425,308	517,400	601,819	583,073	647,700	648,800
0002	Overtime	All authorized pay for overtime hours worked in accordance with FLSA requirements	15,339	65,830	31,562	48,236	30,000	16,000
0003	Holiday Overtime	Overtime wages paid to public safety personnel for hours worked on holidays	5,409	6,688	7,997	5,847	5,000	5,000
0004	Uniform Allowance	Payments to employees for purchase and cleaning of uniforms	5,460	7,109	8,565	7,383	5,400	5,400
0006	Workers Compensation	Program share of worker's compensation insurance cost	36,284	50,975	64,988	57,600	58,900	41,700
0009	Sick Leave Payoff	Annual payments to employees for unused sick leave accrual	0	4,658	28,277	6,607	5,000	5,000
0010	Management Leave Payoff	Payments to management employees for unused management leave	0	6,309	3,588	0	3,000	3,000
0012	Vacation/Comp Time Payoff	Payments to employees for unused vacation and/or compensation time accrual	0	29,818	32,405	18,104	20,000	20,000
0016	Deferred Compensation	City share of deferred compensation plan	0	0	6,088	5,957	6,800	7,400
0031	PERS Pension	Payments for Public Employees Retirement System	19,314	28,010	25,235	47,159	130,000	164,800
0032	PARS Pension	Payments for Public Agency Retirement System	0	5,424	12,362	10,915	13,700	13,100
0041	Medical Insurance - Non-LIUNA	Payments for non-SCEA employee medical benefits, +8 Retirees	77,122	78,038	107,666	115,129	154,700	176,000
0043	Flex-One- plan fee	Administrative cost for 125 plan	0	99	139	160	300	300
0051	Dental Insurance - Non-LIUNA	Payments for employee dental benefits	6,105	6,186	8,474	7,776	10,100	10,100
0061	Vision Ins - Non-LIUNA	Payments for employee vision benefits	537	544	695	751	1,100	1,100
0071	LTD - Non-Safety	Payments for employee Life insurance benefits	537	544	695	629	700	600
0072	LTD - POA Only	Payments for employee Life insurance benefits	147	148	139	297	300	300
0081	Life Insurance	Payments for employee Life insurance benefits	1,661	1,682	2,362	2,601	3,000	3,000

**Police Department
PROGRAM: Police Administrative Services**

**FUND: General Fund
ACCOUNT: 100-0-6110**

Code	Code Description	Detail	Actual 2000-01	Actual 2001-02	Actual 2002-03	Actual 2003-04	Adjusted Budget 2004-05	Adopted Budget 2005-06
0091	FICA Tax	Payments to Social Security systems for eligible employees	556	0	0	2,222	100	100
0092	Medicare Tax	Payments to Medicare systems for eligible employees	2,428	6,899	10,981	7,355	8,800	8,800
	Subtotal Personnel Services:		596,207	816,361	954,037	927,801	1,104,600	1,130,500
	MAINTENANCE & OPERATION							
1026	Medical Exams	Recruits, sex assault exams, child abuse exams, flu & Hep-B shots	16,325	15,819	5,711	5,085	5,000	6,000
1027	Background Investigation	Psy'ch's, Poly's, Background checks	17,628	18,178	7,528	7,512	6,000	6,000
1028	Computer Programming	RMS, MCT's, CLETS, RUMBA	2,464	6,848	14,498	5,559	7,000	6,000
1029	Training & Education	POST, CPT, in-service, Recruit	24,074	39,419	42,346	47,684	40,000	40,000
2041	County Communications	Dispatch fee (14,000 paid from fund 220: Total cost \$350,000) Fire share 17,500	173,453	123,061	189,403	80,000	206,000	318,500
2042	Automated Criminal Justice	ACJIS County fee	30,385	16,062	34,334	50,020	35,000	44,000
2044	Copier Services	Cartridges, drums, copy count	7,264	7,702	10,099	8,070	7,000	8,000
2049	Uniform Service / Laundry	Expenses for laundering of uniforms and uniform services	0	501	1,000	1,091	1,400	1,400
2050	Photo Service	CD'S, photo paper	3,084	1,220	1,500	500	300	300
2053	Outside Printing Service	Business cards, forms, booklets.	4,539	3,950	7,600	4,565	5,000	4,000
2054	Equipment Repair	Radar repair/calibrate, shredder svc, radar trailer svc.	253	1,291	1,500	1,248	1,500	500
2057	Pest Control	Monthly spray of PD & jail	910	840	975	1,125	1,200	1,200
2063	Publishing & Legal Advertising	Advertise for found property, PD vacancies	0	460	1,999	500	300	2,650
2064	Personnel Recruitment	LIVESCAN fee in-house & public, Credit Bureau member dues and credit check fee.	1,376	11,678	4,461	3,820	5,000	5,000
2066	Computer Maintenance	MASI Records Management System	0	0	0	60	8,000	29,000
2078	Other Expense	DOJ drug screen, GSR, car wash, veh storage, haz mat disposal.	8,443	14,025	21,884	20,096	12,100	15,000

**Police Department
PROGRAM: Police Administrative Services**

**FUND: General Fund
ACCOUNT: 100-0-6110**

Code	Code Description	Detail	Actual 2000-01	Actual 2001-02	Actual 2002-03	Actual 2003-04	Adjusted Budget 2004-05	Adopted Budget 2005-06
2079	County Service Fee	County booking fee	24,039	57,985	29,220	47,641	52,000	42,000
2087	Equipment Rental	Records copier rental	0	3,005	5,792	6,800	2,000	7,000
3092	Stationery Supplies	Misc office supplies and paper purchase	5,810	6,344	9,333	8,883	6,500	8,500
3095	Department Consumables	Latex gloves, antimicrobial wipes, narc test kits, evidence stickers, disinfectant, flares,	9,411	7,458	6,934	7,216	13,000	9,000
3102	Computer Supplies	Misc computer supplies	1,390	584	1,500	1,800	1,800	1,500
4121	Meetings & Travel	Teambuilding seminar, parking fees, meals, airfare, rental car	0	1,457	5,358	528	1,000	500
4122	Dues & Membership	CPOA, NCGIA, FBI, CLEARS, CAPE, IACP, CPCA	388	938	1,430	1,150	1,000	1,150
4123	Books & Periodicals	CPOLS lic, Hill Donnelly dir, Point of View, PC/VC lic, code books	2,994	1,980	700	1,000	800	500
4124	Mail Services	Dept mailings, BG letters	1,831	3,159	2,495	2,551	2,000	2,500
5132	Telephone	AT&T Land line, cellular, pager's, TRAK, Dept phones	37,945	33,711	54,603	55,788	40,000	40,500
6141	Employee Auto Reimbursement	Mileage reimbursement for court, meetings	76	110	599	300	300	150
	Subtotal Maintenance & Operations:		374,082	377,788	462,802	370,592	461,200	600,850
	INTERNAL SERVICE CHARGES							
9396	Liability Insurance	Transfer of funds for program share of city-wide liability insurance cost	226,730	158,700	160,896	153,300	223,800	160,700
9397	Computer System	Transfer of funds for program share of city-wide computer network operation/maintenance cost	129,828	92,300	75,000	154,100	120,300	108,100
	Subtotal Internal Service Charges:		356,558	251,000	235,896	307,400	344,100	268,800
	TOTAL ALL EXPENDITURES:		1,326,847	1,445,149	1,652,735	1,605,793	1,909,900	2,000,150

Police Department
PROGRAM: Police Administrative Services

FUND: Capital Outlay
ACCOUNT: 102-0-6110

Code	Code Description	Detail	Actual 2000-01	Actual 2001-02	Actual 2002-03	Actual 2003-04	Adjusted Budget 2004-05	Adopted Budget 2005-06
DEBT SERVICE								
9607	Lease Payments	Police RMS Lease payment	0	0	4,097	26,627	24,600	24,600
9608	Lease Payments	Lease payments	0	0	0	1,757	1,800	300
	Subtotal Debt Service:		0	0	4,097	28,384	26,400	24,900
CAPITAL OUTLAY								
8181	Vehicle Purchase	Admin Vehicle	0	0	24,862	0	0	0
8182	Computer Purchase	New RMS Contingency	0	0	24,975	81,772	20,000	0
8187	Department Equipment	Furniture / Det. Div	0	37,771	5,090	13,657	0	0
	Subtotal Capital Outlay:		0	37,771	54,927	95,429	20,000	0
TOTAL ALL EXPENDITURES:								
			0	37,771	59,024	123,813	46,400	24,900

Police Department
PROGRAM: Police Administrative Services

FUND: BJA Grant
ACCOUNT: 203-0-6110

Code	Code Description	Detail	Actual 2000-01	Actual 2001-02	Actual 2002-03	Actual 2003-04	Adjusted Budget 2004-05	Adopted Budget 2005-06
MAINTENANCE & OPERATION								
1028	Computer Programming	Custom programming and troubleshooting for computer software	0	5,675	0	0	0	0
2050	Photo Service	Photo developing expenses	451	0	0	0	0	0
2053	Outside Printing Service	Expenses for reproduction and printing conducted by private contractors	10,000	768	0	0	0	0
3097	Safety Equipment	Miscellaneous personal safety equipment (protective vests, turnout coats)	3,000	0	0	0	0	0
4121	Meetings & Travel	Expenses for city-related meetings and travel; conference and seminar registration and expenses	18	0	0	0	0	0
		Subtotal Maintenance & Operations:	13,470	6,443	0	0	0	0
CAPITAL OUTLAY								
8181	Vehicle Purchase	New vehicle purchase costs	313,925	37,187	0	0	0	0
8182	Computer Purchase	Computer hardware purchase costs	34,189	7,011	0	0	0	0
8183	Communication Equipment	Communication equipment purchase costs	0	67,271	0	0	0	0
8184	Police Equipment	Police department equipment purchase costs	3,656	12,139	16,380	0	0	0
		Subtotal Capital Outlay:	351,771	123,608	16,380	0	0	0
		TOTAL ALL EXPENDITURES:	365,240	130,051	16,380	0	0	0

Police Department
PROGRAM: Police Administrative Services

FUND: COPS More 98
ACCOUNT: 205-0-6110

Code	Code Description	Detail	Actual 2000-01	Actual 2001-02	Actual 2002-03	Actual 2003-04	Adjusted Budget 2004-05	Adopted Budget 2005-06
CAPITAL OUTLAY								
8182	Computer Purchase	Computer hardware purchase costs	134,929	108,001	0	0	0	0
	Subtotal Capital Outlay:		134,929	108,001	0	0	0	0
TOTAL ALL EXPENDITURES:			134,929	108,001	0	0	0	0

**Police Department
PROGRAM: Police Administrative Services**

**FUND: Prop 172-Sales Tax
ACCOUNT: 220-0-6110**

Code	Code Description	Detail	Actual 2000-01	Actual 2001-02	Actual 2002-03	Actual 2003-04	Adjusted Budget 2004-05	Adopted Budget 2005-06
PERSONNEL SERVICES								
0001	Salaries	.92 Police Services Assistant	0	651	26,959	31,229	34,000	35,700
0002	Overtime	All authorized pay for overtime hours worked in accordance with FLSA requirements	0	0	62	0	0	0
0003	Holiday Overtime	Overtime wages paid to public safety personnel for hours worked on holidays	0	0	99	0	0	0
0004	Uniform Allowance	Payments to employees for purchase and cleaning of uniforms	0	0	696	696	700	700
0006	Workers Compensation	Program share of worker's compensation insurance cost	0	0	176	1,200	1,400	1,000
0016	Deferred Compensation	City share of deferred compensation plan	0	0	328	333	600	600
0031	PERS Pension	Payments for Public Employees Retirement System	0	0	0	0	3,100	5,500
0032	PARS Pension	Payments for Public Agency Retirement System	0	51	1,121	1,376	1,400	1,500
0041	Medical Insurance - Non-LIUNA	Payments for non-SCEA employee medical benefits	0	-44	6,198	6,093	5,500	6,200
0051	Dental Insurance - Non-LIUNA	Payments for employee dental benefits	0	-6	874	960	1,100	1,100
0061	Vision Ins - Non-LIUNA	Payments for employee vision benefits	0	-1	159	87	100	100
0071	LTD - Non-Safety	Payments for employee Life insurance benefits	0	-1	159	89	100	100
0081	Life Insurance	Payments for employee Life insurance benefits	0	-1	159	172	200	200
0092	Medicare Tax	Payments to Medicare systems for eligible employees	0	9	363	446	600	600
			0	658	37,353	42,681	48,800	53,300
Subtotal Personnel Services:								
MAINTENANCE & OPERATION								
2041	County Communications	Payments for City share of Countywide Communications Center costs (318,500 from paid from fund 100: 17,500 paid by Fire Total cost \$350,000)	0	0	43,438	43,438	30,000	14,000

Police Department
PROGRAM: Police Administrative Services

FUND: Prop 172-Sales Tax
ACCOUNT: 220-0-6110

Code	Code Description	Detail	Actual 2000-01	Actual 2001-02	Actual 2002-03	Actual 2003-04	Adjusted Budget 2004-05	Adopted Budget 2005-06
	Subtotal Maintenance & Operations:		0	0	43,438	43,438	30,000	14,000
CAPITAL OUTLAY								
8181	Vehicle Purchase	New vehicle purchase costs	0	42,985	0	0	0	0
8184	Police Equipment	Police department equipment purchase costs	171,034	0	0	0	0	0
	Subtotal Capital Outlay:		171,034	42,985	0	0	0	0
TOTAL ALL EXPENDITURES:								
			171,034	43,643	80,791	86,119	78,800	67,300

Police Department
PROGRAM: Police Administrative Services

FUND: Narcotic Enforce. Fund
ACCOUNT: 241-0-6110

Code	Code Description	Detail	Actual 2000-01	Actual 2001-02	Actual 2002-03	Actual 2003-04	Adjusted Budget 2004-05	Adopted Budget 2005-06
MAINTENANCE & OPERATION								
1029	Training & Education	Training programs, seminars and reimbursements for educational courses	0	0	950	700	0	0
2078	Other Expense	Miscellaneous public safety expenses: carwashes, hazardous waste removal, vehicle storage	0	1,711	0	0	0	0
3091	Canine Maintenance	Police department equipment purchase costs / K9 Maintenance	0	0	0	4,279	0	0
		Subtotal Maintenance & Operations:	0	1,711	950	4,979	0	0
CAPITAL OUTLAY								
8184	Police Equipment	Police department equipment purchase costs	0	6,018	4,950	312	0	0
8187	Department Equipment	Miscellaneous city department equipment purchase costs	0	1,564	13,813	-860	0	0
		Subtotal Capital Outlay:	0	7,582	18,763	-548	0	0
		TOTAL ALL EXPENDITURES:	0	9,293	19,713	4,431	0	0

**Police Department
PROGRAM: Patrol**

**FUND: General Fund
ACCOUNT: 100-0-6120**

Code	Code Description	Detail	Actual 2000-01	Actual 2001-02	Actual 2002-03	Actual 2003-04	Adjusted Budget 2004-05	Adopted Budget 2005-06
PERSONNEL SERVICES								
0001	Salaries	1.0 Captain (Field Operation), 1.0 Police Lieutenant, 6.0 Police Sergeants, 22.0 Police Officers	1,406,238	1,583,781	1,878,920	1,921,237	2,075,200	2,067,000
0002	Overtime	All authorized pay for overtime hours worked in accordance with FLSA requirements	192,466	224,148	228,767	201,869	145,000	205,000
0003	Holiday Overtime	Overtime wages paid to public safety personnel for hours worked on holidays	69,483	80,122	88,886	89,294	80,000	80,000
0004	Uniform Allowance	Payments to employees for purchase and cleaning of uniforms	17,297	17,549	23,687	18,888	22,700	21,900
0006	Workers Compensation	Program share of worker's compensation insurance cost	250,633	291,187	369,115	369,900	381,600	266,400
0009	Sick Leave Payoff	Annual payments to employees for unused sick leave accrual	0	15,805	0	24,102	25,000	25,000
0012	Vacation\Comp Time Payoff	Payments to employees for unused vacation and/or compensation time accrual	0	21,938	0	25,707	25,000	25,000
0016	Deferred Compensation	City share of deferred compensation plan	0	0	16,502	17,539	17,400	17,400
0031	PERS Pension	Payments for Public Employees Retirement System	131,833	122,246	170,422	320,287	683,800	744,800
0041	Medical Insurance - Non-LIUNA	Payments for non-SCEA employee medical benefits	159,911	175,872	206,663	262,542	316,100	376,400
0043	Flex-One- plan fee	Administrative cost for 125 plan	0	277	306	355	400	300
0051	Dental Insurance - Non-LIUNA	Payments for employee dental benefits	14,460	15,928	18,685	30,973	34,500	35,500
0061	Vision Ins - Non-LIUNA	Payments for employee vision benefits	1,506	1,659	1,940	2,840	2,900	3,100
0071	LTD - Non-Safety	Payments for employee Life insurance benefits	201	221	306	258	0	0
0072	LTD - POA Only	Payments for employee Life insurance benefits	1,556	1,714	2,042	2,894	3,000	3,100
0081	Life Insurance	Payments for employee Life insurance benefits	1,155	1,272	1,532	2,137	2,200	2,400
0092	Medicare Tax	Payments to Medicare systems for eligible employees	18,924	21,769	26,319	26,842	28,900	28,700
		Subtotal Personnel Services:	2,265,664	2,575,487	3,034,092	3,317,664	3,843,700	3,902,000

**Police Department
PROGRAM: Patrol**

**FUND: General Fund
ACCOUNT: 100-0-6120**

Code	Code Description	Detail	Actual 2000-01	Actual 2001-02	Actual 2002-03	Actual 2003-04	Adjusted Budget 2004-05	Adopted Budget 2005-06
MAINTENANCE & OPERATION								
2052	Radio Repair	Contract maint for portable & mobile radios, base station, remote sets, siren/PA units, light bar/controllers, and replacement parts as needed	13,829	15,525	15,453	22,703	20,000	20,000
2060	Blood Alcohol	CHOMP and Natividad blood draws, State mandated costs per DUJ	520	1,385	1,600	3,000	3,000	4,200
2061	Prisoner Meals	Microwavable meals for prisoners	1,263	786	894	948	900	700
3091	Canine Maintenance	Food, vet, etc for police dog	0	0	0	0	1,000	5,000
3097	Safety Equipment	Vests, flashlights, Patrol Car Window Guards	1,569	6,208	17,694	39,800	26,540	20,000
3103	Ammunition	Training/duty ammo, targets, less lethal training/duty rds	5,247	6,745	9,253	7,453	9,000	9,500
		Subtotal Maintenance & Operations:	22,428	30,649	44,894	73,904	60,440	59,400
INTERNAL SERVICE CHARGES								
9395	Vehicle Maintenance	Transfer of funds for program share of city-wide vehicle maintenance cost	233,940	203,000	111,560	98,400	81,500	104,800
9397	Computer System	Transfer of funds for program share of city-wide computer network operation/maintenance cost	0	26,200	0	0	0	0
		Subtotal Internal Service Charges:	233,940	229,200	111,560	98,400	81,500	104,800
		TOTAL ALL EXPENDITURES:	2,522,032	2,835,336	3,190,546	3,489,968	3,985,640	4,066,200

Police Department
PROGRAM: Patrol

FUND: Capital Outlay
ACCOUNT: 102-0-6120

Code	Code Description	Detail	Actual 2000-01	Actual 2001-02	Actual 2002-03	Actual 2003-04	Adjusted Budget 2004-05	Adopted Budget 2005-06
DEBT SERVICE								
9608	Lease Payments	Annual lease payment for the purchase of 4 patrol cars (120,000)	0	0	0	0	0	35,000
	Subtotal Debt Service:		0	0	0	0	0	35,000
CAPITAL OUTLAY								
8182	Computer Purchase	Purchase of motorcycle	0	0	0	0	24,000	0
8187	Department Equipment	Miscellaneous city department equipment purchase costs	0	0	0	0	6,500	0
	Subtotal Capital Outlay:		0	0	0	0	30,500	0
TOTAL ALL EXPENDITURES:			0	0	0	0	30,500	35,000

Code	Code Description	Detail	Actual 2000-01	Actual 2001-02	Actual 2002-03	Actual 2003-04	Adjusted Budget 2004-05	Adopted Budget 2005-06
CAPITAL OUTLAY								
8181	Vehicle Purchase	New vehicle purchase costs	0	0	28,373	3,404	0	0
8187	Department Equipment	Miscellaneous city department equipment purchase costs	0	0	0	12,720	53,259	53,259
	Subtotal Capital Outlay:		0	0	28,373	16,124	53,259	53,259
TOTAL ALL EXPENDITURES:								
			0	0	28,373	16,124	53,259	53,259

Police Department
PROGRAM: Patrol

FUND: Office of Traffic Safety
ACCOUNT: 204-0-6120

Code	Code Description	Detail	Actual 2000-01	Actual 2001-02	Actual 2002-03	Actual 2003-04	Adjusted Budget 2004-05	Adopted Budget 2005-06
PERSONNEL SERVICES								
0002	Overtime	All authorized pay for overtime hours worked in accordance with FLSA requirements	0	0	5,085	0	23,995	23,995
	Subtotal Personnel Services:		0	0	5,085	0	23,995	23,995
MAINTENANCE & OPERATION								
2053	Outside Printing Service	Expenses for reproduction and printing conducted by private contractors	0	0	0	0	2,315	2,315
2078	Other Expense	Miscellaneous public safety expenses: carwashes, hazardous waste removal, vehicle storage	0	0	0	0	500	500
3097	Safety Equipment	Bicycle helmets	0	2,570	2,198	0	500	500
4121	Meetings & Travel	Expenses for city-related meetings and travel; conference and seminar registration and expenses	0	201	0	0	3,000	3,000
4123	Books & Periodicals	Publications and subscriptions	0	938	0	0	0	0
	Subtotal Maintenance & Operations:		0	3,709	2,198	0	6,315	6,315
TOTAL ALL EXPENDITURES:			0	3,709	7,283	0	30,310	30,310

Police Department
PROGRAM: Patrol

FUND: CA Law Enf Equip PRGM (CLEEP)
ACCOUNT: 208-0-6120

Code	Code Description	Detail	Actual 2000-01	Actual 2001-02	Actual 2002-03	Actual 2003-04	Adjusted Budget 2004-05	Adopted Budget 2005-06
CAPITAL OUTLAY								
8182	Computer Purchase	Wireless antenna sites	0	3,109	9,637	39,974	0	0
8183	Communication Equipment	Radio for new substation	0	0	0	5,000	0	0
8184	Police Equipment	Replace Car Cams / Purchase radio for mobile substation	0	19,611	0	67,208	17,792	17,792
	Subtotal Capital Outlay:		0	22,721	9,637	112,182	17,792	17,792
TOTAL ALL EXPENDITURES:								
			0	22,721	9,637	112,182	17,792	17,792

**Police Department
PROGRAM: Patrol**

**FUND: Ca Supplemental Law Enforcement
ACCOUNT: 221-0-6120**

Code	Code Description	Detail	Actual 2000-01	Actual 2001-02	Actual 2002-03	Actual 2003-04	Adjusted Budget 2004-05	Adopted Budget 2005-06
PERSONNEL SERVICES								
0002	Overtime	All authorized pay for overtime hours worked in accordance with FLSA requirements	0	0	0	8,198	0	0
	Subtotal Personnel Services:		0	0	0	8,198	0	0
MAINTENANCE & OPERATION								
3103	Ammunition	Costs for public safety department ammunition	0	3,124	0	0	0	0
	Subtotal Maintenance & Operations:		0	3,124	0	0	0	0
CAPITAL OUTLAY								
8181	Vehicle Purchase	New vehicle purchase costs	0	131,633	0	0	0	0
8182	Computer Purchase	Computer hardware purchase costs	0	16,111	0	0	0	0
8184	Police Equipment	Police department equipment purchase costs	0	32,454	0	0	0	0
	Subtotal Capital Outlay:		0	180,198	0	0	0	0
TOTAL ALL EXPENDITURES:			0	183,322	0	8,198	0	0

**Police Department
PROGRAM: Investigations**

**FUND: General Fund
ACCOUNT: 100-0-6130**

Code	Code Description	Detail	Actual 2000-01	Actual 2001-02	Actual 2002-03	Actual 2003-04	Adjusted Budget 2004-05	Adopted Budget 2005-06
PERSONNEL SERVICES								
0001	Salaries	1.0 Police Lieutenant, 5.0 Police Investigators, .10 Police Services Assistant	340,078	347,434	452,435	617,455	444,600	444,200
0002	Overtime	All authorized pay for overtime hours worked in accordance with FLSA requirements	6,999	15,697	23,560	22,938	25,000	25,000
0003	Holiday Overtime	Overtime wages paid to public safety personnel for hours worked on holidays	898	584	2,810	153	500	500
0004	Uniform Allowance	Payments to employees for purchase and cleaning of uniforms	4,050	3,471	6,100	6,160	4,600	4,600
0006	Workers Compensation	Program share of worker's compensation insurance cost	56,693	63,718	107,988	101,900	81,000	56,800
0009	Sick Leave Payoff	Annual payments to employees for unused sick leave accrual	0	3,232	0	3,692	3,500	3,500
0012	Vacation\Comp Time Payoff	Payments to employees for unused vacation and/or compensation time accrual	0	3,434	0	8,873	5,000	5,000
0016	Deferred Compensation	City share of deferred compensation plan	0	0	3,271	4,808	3,100	3,100
0031	PERS Pension	Payments for Public Employees Retirement System	29,912	31,375	40,019	97,752	145,900	159,400
0032	PARS Pension	Payments for Public Agency Retirement System	0	6	129	138	200	200
0041	Medical Insurance - Non-LIUNA	Payments for non-SCEA employee medical benefits	38,492	41,704	41,641	59,488	48,100	54,700
0043	Flex-One- plan fee	Administrative cost for 125 plan	0	103	90	120	200	200
0051	Dental Insurance - Non-LIUNA	Payments for employee dental benefits	3,227	3,505	3,530	6,973	5,100	5,100
0061	Vision Ins - Non-LIUNA	Payments for employee vision benefits	380	412	453	788	700	700
0072	LTD - POA Only	Payments for employee Life insurance benefits	380	412	453	869	600	600
0081	Life Insurance	Payments for employee Life insurance benefits	427	464	453	862	800	800
0091	FICA Tax	Payments to Social Security systems for eligible employees	455	474	374	102	0	0
0092	Medicare Tax	Payments to Medicare systems for eligible employees	4,667	4,855	6,700	9,559	6,600	6,600
		Subtotal Personnel Services:	486,658	520,882	690,006	942,630	775,500	771,000

Police Department
PROGRAM: Investigations

FUND: General Fund
ACCOUNT: 100-0-6130

Code	Code Description	Detail	Actual 2000-01	Actual 2001-02	Actual 2002-03	Actual 2003-04	Adjusted Budget 2004-05	Adopted Budget 2005-06
MAINTENANCE & OPERATION								
2070	Alarm Service	Detective sub station alarm	437	410	500	500	500	500
4125	Investigation Expense	Expenses for undercover police department investigations	15,000	4,099	8,741	9,356	7,200	7,000
	Subtotal Maintenance & Operations:		15,437	4,509	9,241	9,856	7,700	7,500
CAPITAL OUTLAY								
8187	Department Equipment	Miscellaneous city department equipment purchase costs	0	90	1,500	35	0	0
8189	Plotter/Printer	Purchase/Lease of equipment	0	90	1,500	35	0	0
	Subtotal Capital Outlay:		0	180	3,000	70	0	0
TOTAL ALL EXPENDITURES:			502,095	525,571	702,247	952,556	783,200	778,500

**Police Department
PROGRAM: Investigations**

**FUND: Community Dev Block Grant
ACCOUNT: 200-0-6130**

Code	Code Description	Detail	Actual 2000-01	Actual 2001-02	Actual 2002-03	Actual 2003-04	Adjusted Budget 2004-05	Adopted Budget 2005-06
PERSONNEL SERVICES								
0001	Salaries	.90 Police Services Assistant	0	17,698	27,916	29,797	33,800	35,500
0002	Overtime	All authorized pay for overtime hours worked in accordance with FLSA requirements	0	-49	2,076	1,416	100	100
0003	Holiday Overtime	Overtime wages paid to public safety personnel for hours worked on holidays	0	152	195	92	100	500
0004	Uniform Allowance	Payments to employees for purchase and cleaning of uniforms	0	502	680	680	700	700
0006	Workers Compensation	Program share of worker's compensation insurance cost	0	2,587	176	1,200	1,400	1,000
0016	Deferred Compensation	City share of deferred compensation plan	0	0	96	326	0	500
0031	PERS Pension	Payments for Public Employees Retirement System	0	1,071	0	0	3,100	5,500
0032	PARS Pension	Payments for Public Agency Retirement System	0	56	1,164	1,352	1,400	1,500
0041	Medical Insurance - Non-LIUNA	Payments for non-SCEA employee medical benefits	0	1,955	3,707	4,614	5,300	6,100
0051	Dental Insurance - Non-LIUNA	Payments for employee dental benefits	0	425	725	908	900	900
0061	Vision Ins - Non-LIUNA	Payments for employee vision benefits	0	43	81	86	100	100
0071	LTD - Non-Safety	Payments for employee Life insurance benefits	0	0	0	19	0	0
0081	Life Insurance	Payments for employee Life insurance benefits	0	85	161	171	200	200
0092	Medicare Tax	Payments to Medicare systems for eligible employees	0	1,054	440	477	600	600
	Subtotal Personnel Services:		0	25,580	37,417	41,138	47,700	53,200
MAINTENANCE & OPERATION								
3095	Department Consumables	Miscellaneous expenses for department supplies and equipment	0	3,203	0	0	0	0
	Subtotal Maintenance & Operations:		0	3,203	0	0	0	0
TOTAL ALL EXPENDITURES:			0	28,783	37,417	41,138	47,700	53,200

Police Department
PROGRAM: Investigations

FUND: - Narcotic Enforce. Fund
ACCOUNT: 241-0-6130

Code	Code Description	Detail	Actual 2000-01	Actual 2001-02	Actual 2002-03	Actual 2003-04	Adjusted Budget 2004-05	Adopted Budget 2005-06
MAINTENANCE & OPERATION								
2078	Other Expense - Forfeiture	Miscellaneous public safety expenses: carwashes, hazardous waste removal, vehicle storage	0	17,110	1,331	6,544	0	0
	Subtotal Maintenance & Operations:		0	17,110	1,331	6,544	0	0
TOTAL ALL EXPENDITURES:			0	17,110	1,331	6,544	0	0

Police Department
PROGRAM: Code Enforcement

FUND: General Fund
ACCOUNT: 100-0-6140

Code	Code Description	Detail	Actual 2000-01	Actual 2001-02	Actual 2002-03	Actual 2003-04	Adjusted Budget 2004-05	Adopted Budget 2005-06
PERSONNEL SERVICES								
0001	Salaries	1.0 Code Enforcement Officer	0	0	0	0	0	60,500
0006	Workers Compensation	Program share of worker's compensation insurance cost	0	0	0	0	0	1,600
0016	Deferred Compensation	City share of deferred compensation plan	0	0	0	0	0	400
0031	PERS Pension	Payments for Public Employees Retirement System	0	0	0	0	0	9,100
0033	LIUNA Pension	Supplemental pension for Misc City employees	0	0	0	0	0	2,100
0042	Medical Insurance - LIUNA H&W	Payments for SCEA employee medical benefits	0	0	0	0	0	5,700
0071	LTD - Non-Safety	Payments for employee Long Term Disability benefits	0	0	0	0	0	200
0081	Life Insurance	Payments for employee Life insurance benefits	0	0	0	0	0	200
0092	Medicare Tax	Payments to Medicare systems for eligible employees	0	0	0	0	0	900
	Subtotal Personnel Services:		0	0	0	0	0	80,700
	TOTAL ALL EXPENDITURES:		0	0	0	0	0	80,700

Police Department
PROGRAM: Code Enforcement

FUND: Community Dev Block Grant
ACCOUNT: 200-0-6140

Code	Code Description	Detail	Actual 2000-01	Actual 2001-02	Actual 2002-03	Actual 2003-04	Adjusted Budget 2004-05	Adopted Budget 2005-06
PERSONNEL SERVICES								
0001	Salaries	1.0 Code Enforcement Officer	0	0	0	0	0	60,500
0006	Workers Compensation	Program share of worker's compensation insurance cost	0	0	0	0	0	1,600
0016	Deferred Compensation	City share of deferred compensation plan	0	0	0	0	0	400
0031	PERS Pension	Payments for Public Employees Retirement System	0	0	0	0	0	9,100
0033	LIUNA Pension	Supplemental pension for Misc City employees	0	0	0	0	0	2,100
0042	Medical Insurance - LIUNA H&W	Payments for SCEA employee medical benefits	0	0	0	0	0	5,700
0071	LTD - Non-Safety	Payments for employee Long Term Disability benefits	0	0	0	0	0	200
0081	Life Insurance	Payments for employee Life insurance benefits	0	0	0	0	0	200
0092	Medicare Tax	Payments to Medicare systems for eligible employees	0	0	0	0	0	900
	Subtotal Personnel Services:		0	0	0	0	0	80,700
	TOTAL ALL EXPENDITURES:		0	0	0	0	0	80,700

**Police Department
PROGRAM: Vehicle Abatement**

**FUND: General Fund
ACCOUNT: 100-0-6150**

Code	Code Description	Detail	Actual 2000-01	Actual 2001-02	Actual 2002-03	Actual 2003-04	Adjusted Budget 2004-05	Adopted Budget 2005-06
PERSONNEL SERVICES								
0001	Salaries	1.0 Vehicle Abatement Officer	31,557	35,331	36,225	33,953	34,900	36,700
0002	Overtime	All authorized pay for overtime hours worked in accordance with FLSA requirements	0	19	22	31	100	100
0004	Uniform Allowance	Payments to employees for purchase and cleaning of uniforms	450	770	756	756	800	800
0006	Workers Compensation	Program share of worker's compensation insurance cost	1,032	1,246	1,499	5,600	200	200
0009	Sick Leave Payoff	Annual payments to employees for unused sick leave accrual	0	574	0	0	0	0
0016	Deferred Compensation	City share of deferred compensation plan	0	0	328	376	600	600
0031	PERS Pension	Payments for Public Employees Retirement System	205	152	0	0	3,200	5,700
0032	PARS Pension	Payments for Public Agency Retirement System	0	264	1,492	1,431	1,500	1,600
0041	Medical Insurance - Non-LIUNA	Payments for non-SCEA employee medical benefits	3,481	3,739	3,999	8,569	11,800	13,400
0051	Dental Insurance - Non-LIUNA	Payments for employee dental benefits	341	367	354	1,192	1,700	1,700
0061	Vision Ins - Non-LIUNA	Payments for employee vision benefits	68	73	81	56	100	100
0071	LTD - Non-Safety	Payments for employee Life insurance benefits	137	147	174	84	100	100
0081	Life Insurance	Payments for employee Life insurance benefits	137	147	174	187	200	200
0092	Medicare Tax	Payments to Medicare systems for eligible employees	472	538	526	514	600	600
	Subtotal Personnel Services:		37,880	43,367	45,630	52,749	55,800	61,800
	TOTAL ALL EXPENDITURES:		37,880	43,367	45,630	52,749	55,800	61,800

Police Department
PROGRAM: Vehicle Abatement

FUND: Capital Outlay
ACCOUNT: 102-0-6150

Code	Code Description	Detail	Actual 2000-01	Actual 2001-02	Actual 2002-03	Actual 2003-04	Adjusted Budget 2004-05	Adopted Budget 2005-06
CAPITAL OUTLAY								
8181	Vehicle Purchase	New vehicle purchase costs	0	18,013	0	0	0	0
	Subtotal Capital Outlay:		0	18,013	0	0	0	0
TOTAL ALL EXPENDITURES:			0	18,013	0	0	0	0

Police Department
PROGRAM: Animal Control

FUND: General Fund
ACCOUNT: 100-0-6160

Code	Code Description	Detail	Actual 2000-01	Actual 2001-02	Actual 2002-03	Actual 2003-04	Adjusted Budget 2004-05	Adopted Budget 2005-06
PERSONNEL SERVICES								
0001	Salaries	1.0 Animal Control Officer	16,722	34,754	38,438	43,032	44,900	38,900
0002	Overtime	All authorized pay for overtime hours worked in accordance with FLSA requirements	0	0	50	401	500	500
0004	Uniform Allowance	Payments to employees for purchase and cleaning of uniforms	225	386	756	756	800	800
0006	Workers Compensation	Program share of worker's compensation insurance cost	478	0	176	6,200	6,500	4,100
0031	PERS Pension	Payments for Public Employees Retirement System	227	149	0	0	4,100	6,000
0032	PARS Pension	Payments for Public Agency Retirement System	0	80	1,580	1,852	1,900	1,700
0041	Medical Insurance - Non-LIUNA	Payments for non-SCEA employee medical benefits	7,015	11,564	9,957	12,696	14,900	16,900
0043	Flex-One- plan fee	Administrative cost for 125 plan	0	0	78	65	100	100
0051	Dental Insurance - Non-LIUNA	Payments for employee dental benefits	932	1,536	1,325	1,608	1,700	1,700
0061	Vision Ins - Non-LIUNA	Payments for employee vision benefits	110	181	155	154	200	200
0071	LTD - Non-Safety	Payments for employee Life insurance benefits	110	181	155	125	200	200
0081	Life Insurance	Payments for employee Life insurance benefits	110	181	155	187	200	200
0092	Medicare Tax	Payments to Medicare systems for eligible employees	230	1,049	504	581	700	600
	Subtotal Personnel Services:		26,159	50,060	53,329	67,657	76,700	71,900
MAINTENANCE & OPERATION								
2051	Veterinary Services	Routine and emergency vet services	1,172	1,583	2,699	2,199	1,500	1,500
2073	Subcontracted Work	Animal Shelter Service contract (40,000); share of debt service on County facility (30,000)	54,438	114,214	71,291	84,449	70,000	72,000
	Subtotal Maintenance & Operations:		55,610	115,797	73,990	86,648	71,500	73,500
TOTAL ALL EXPENDITURES:			81,769	165,857	127,319	154,305	148,200	145,400

Police Department
PROGRAM: Animal Control

FUND: Capital Outlay
ACCOUNT: 102-0-6160

Code	Code Description	Detail	Actual 2000-01	Actual 2001-02	Actual 2002-03	Actual 2003-04	Adjusted Budget 2004-05	Adopted Budget 2005-06
CAPITAL OUTLAY								
8181	Vehicle Purchase	New Animal Control Vehicle & Outfitting	0	0	0	23,728	0	0
	Subtotal Capital Outlay:		0	0	0	23,728	0	0
TOTAL ALL EXPENDITURES:			0	0	0	23,728	0	0

Police Department
PROGRAM: Police Reserve

FUND: General Fund
ACCOUNT: 100-0-6170

Code	Code Description	Detail	Actual 2000-01	Actual 2001-02	Actual 2002-03	Actual 2003-04	Adjusted Budget 2004-05	Adopted Budget 2005-06
PERSONNEL SERVICES								
0001	Salaries	6.0 Level I Reserve Officers	38,507	46,315	56,829	43,265	31,500	31,500
0004	Uniform Allowance	One uniform replacement per Reserve (8) and initial purchase for four new-hires.	293	1,000	0	0	500	500
0006	Workers Compensation	Program share of worker's compensation insurance cost	6,099	6,228	8,377	7,600	6,000	0
0017	PARS ARS - 457	Payments for Public Agency Retirement System alternate retirement system	0	0	0	0	0	550
0031	PERS Pension	Payments for Public Employees Retirement System	0	317	0	0	0	300
0032	PARS Pension	Payments for Public Agency Retirement System	0	0	0	0	500	500
0041	Medical Insurance - Non-LIUNA	Payments for non-SCEA employee medical benefits	0	367	0	0	0	0
0091	FICA Tax	Payments to Social Security systems for eligible employees	2,325	2,581	3,634	2,381	0	0
0092	Medicare Tax	Payments to Medicare systems for eligible employees	603	669	0	630	500	500
	Subtotal Personnel Services:		47,827	57,478	68,840	53,876	39,000	33,850
TOTAL ALL EXPENDITURES:								
			47,827	57,478	68,840	53,876	39,000	33,850

Police Department
PROGRAM: Community Services

FUND: General Fund
ACCOUNT: 100-0-6180

Code	Code Description	Detail	Actual 2000-01	Actual 2001-02	Actual 2002-03	Actual 2003-04	Adjusted Budget 2004-05	Adopted Budget 2005-06
PERSONNEL SERVICES								
0001	Salaries	1.0 School Resource Officer, 2 Community Service Assistants	73,569	1,198	25,706	10,505	157,400	112,500
0002	Overtime	All authorized pay for overtime hours worked in accordance with FLSA requirements	0	0	20	36	0	0
0004	Uniform Allowance	Payments to employees for purchase and cleaning of uniforms	414	0	0	0	1,500	800
0006	Workers Compensation	Program share of worker's compensation insurance cost	6,515	0	265	300	24,700	8,700
0016	Deferred Compensation	City share of deferred compensation plan	0	0	0	20	1,200	600
0031	PERS Pension	Payments for Public Employees Retirement System	3,203	0	60	0	44,700	23,600
0032	PARS Pension	Payments for Public Agency Retirement System	0	0	0	0	500	500
0041	Medical Insurance - Non-LIUNA	Payments for non-SCEA employee medical benefits	0	0	101	0	15,700	11,100
0051	Dental Insurance - Non-LIUNA	Payments for employee dental benefits	0	0	0	0	1,700	1,200
0061	Vision Ins - Non-LIUNA	Payments for employee vision benefits	0	0	0	0	200	100
0072	LTD - POA Only	Payments for employee Long Term Disability insurance benefits	0	0	0	0	200	100
0081	Life Insurance	Payments for employee Life insurance benefits	0	0	0	0	100	100
0091	FICA Tax	Payments to Social Security systems for eligible employees	2,619	50	1,552	467	0	0
0092	Medicare Tax	Payments to Medicare systems for eligible employees	629	7	375	123	2,400	1,700
			86,949	1,255	28,079	11,451	250,300	161,000
MAINTENANCE & OPERATION								
2053	Outside Printing Service	Expenses for reproduction and printing conducted by private contractors	0	0	1,500	438	500	500
3095	Department Consumables	Miscellaneous expenses for department supplies and equipment	1,394	0	3,796	51	0	0
4121	Meetings & Travel	CLO events, PAL Education events, Two PAL director conferences	0	0	940	505	500	500

Police Department
PROGRAM: Community Services

FUND: General Fund
ACCOUNT: 100-0-6180

Code	Code Description	Detail	Actual 2000-01	Actual 2001-02	Actual 2002-03	Actual 2003-04	Adjusted Budget 2004-05	Adopted Budget 2005-06
4122	Dues & Membership	Annual dues for personal and city memberships	30	0	62	0	100	100
4123	Books & Periodicals	Publications and subscriptions	528	0	1,979	0	500	500
5131	Gas & Electric	Gas and electric utility costs	0	0	597	0	0	0
5133	Water	Water utility costs	0	0	157	0	0	0
		Subtotal Maintenance & Operations:	1,952	0	9,031	994	1,600	1,600
		TOTAL ALL EXPENDITURES:	88,901	1,255	37,110	12,445	251,900	162,600

Police Department
PROGRAM: Community Services

FUND: COPS FAST Grant
ACCOUNT: 109-0-6180

Code	Code Description	Detail	Actual 2000-01	Actual 2001-02	Actual 2002-03	Actual 2003-04	Adjusted Budget 2004-05	Adopted Budget 2005-06
PERSONNEL SERVICES								
0001	Salaries	Direct salaries and wages for all regular full employed personnel	17,690	17,963	0	0	0	0
0002	Overtime	All authorized pay for overtime hours worked in accordance with FLSA requirements	24	605	0	0	0	0
0003	Holiday Overtime	Overtime wages paid to public safety personnel for hours worked on holidays	0	105	0	0	0	0
0004	Uniform Allowance	Payments to employees for purchase and cleaning of uniforms	186	164	0	0	0	0
0006	Workers Compensation	Program share of worker's compensation insurance cost	2,860	2,970	0	0	0	0
0009	Sick Leave Payoff	Annual payments to employees for unused sick leave accrual	0	282	0	0	0	0
0012	Vacation\Comp Time Payoff	Payments to employees for unused vacation and/or compensation time accrual	0	481	0	0	0	0
0031	PERS Pension	Payments for Public Employees Retirement System	1,446	1,588	0	0	0	0
Subtotal Personnel Services:			22,206	24,158	0	0	0	0
TOTAL ALL EXPENDITURES:			22,206	24,158	0	0	0	0

Police Department
PROGRAM: Community Services

FUND: COPS in Schools
ACCOUNT: 205-0-6180

Code	Code Description	Detail	Actual 2000-01	Actual 2001-02	Actual 2002-03	Actual 2003-04	Adjusted Budget 2004-05	Adopted Budget 2005-06
PERSONNEL SERVICES								
0001	Salaries	1 School Resource Officer	0	0	0	16,447	56,100	58,900
0003	Holiday Overtime	Overtime wages paid to public safety personnel for hours worked on holidays	0	0	0	506	6,000	6,000
0004	Uniform Allowance	Payments to employees for purchase and cleaning of uniforms	0	0	0	189	800	800
0006	Workers Compensation	Program share of worker's compensation insurance cost	0	0	0	0	10,300	7,600
0031	PERS Pension	Payments for Public Employees Retirement System	0	0	0	2,457	19,200	21,700
0041	Medical Insurance - Non-LIUNA	Payments for non-SCEA employee medical benefits	0	0	0	2,278	9,800	11,100
0043	Flex-One- plan fee	Administrative cost for 125 plan	0	0	0	0	100	100
0051	Dental Insurance - Non-LIUNA	Payments for employee dental benefits	0	0	0	268	1,700	1,700
0061	Vision Ins - Non-LIUNA	Payments for employee vision benefits	0	0	0	28	200	200
0072	LTD - POA Only	Payments for employee Long Term Disability insurance benefits	0	0	0	21	100	100
0081	Life Insurance	Payments for employee Life insurance benefits	0	0	0	6	100	100
0092	Medicare Tax	Payments to Medicare systems for eligible employees	0	0	0	246	900	900
	Subtotal Personnel Services:		0	0	0	22,446	105,300	109,200
	TOTAL ALL EXPENDITURES:		0	0	0	22,446	105,300	109,200

Police Department
PROGRAM: Community Services

FUND:
ACCOUNT: 219-0-6180

Code	Code Description	Detail	Actual 2000-01	Actual 2001-02	Actual 2002-03	Actual 2003-04	Adjusted Budget 2004-05	Adopted Budget 2005-06
MAINTENANCE & OPERATION								
3095	Department Consumables	Miscellaneous expenses for department supplies and equipment	0	0	0	3,440	0	0
	Subtotal Maintenance & Operations:		0	0	0	3,440	0	0
CAPITAL OUTLAY								
8187	Department Equipment		0	0	0	2,191	0	0
	Subtotal Capital Outlay:		0	0	0	2,191	0	0
TOTAL ALL EXPENDITURES:			0	0	0	5,631	0	0

**Police Department
PROGRAM: Community Services**

**FUND: Ca Supplemental Law Enforcement
ACCOUNT: 221-0-6180**

Code	Code Description	Detail	Actual 2000-01	Actual 2001-02	Actual 2002-03	Actual 2003-04	Adjusted Budget 2004-05	Adopted Budget 2005-06
PERSONNEL SERVICES								
0001	Salaries	1 Community Liaison Officer	0	14,958	17,349	54,379	121,541	130,500
0002	Overtime	All authorized pay for overtime hours worked in accordance with FLSA requirements	0	0	4,853	3,515	1,000	1,000
0003	Holiday Overtime	Overtime wages paid to public safety personnel for hours worked on holidays	0	0	630	3,626	2,500	2,500
0004	Uniform Allowance	Payments to employees for purchase and cleaning of uniforms	0	0	60	304	800	1,500
0006	Workers Compensation	Program share of worker's compensation insurance cost	0	1,341	5,498	11,300	11,100	16,900
0012	Vacation\Comp Time Payoff	Payments to employees for unused vacation and/or compensation time accrual	0	0	2,866	0	0	0
0016	Deferred Compensation	City share of deferred compensation plan	0	0	201	604	600	1,200
0031	PERS Pension	Payments for Public Employees Retirement System	0	138	1,833	8,944	20,200	46,500
0041	Medical Insurance - Non-LIUNA	Payments for non-SCEA employee medical benefits	0	0	1,182	5,237	5,900	13,400
0043	Flex-One- plan fee	Administrative cost for 125 plan	0	0	9	0	0	100
0051	Dental Insurance - Non-LIUNA	Payments for employee dental benefits	0	0	157	478	500	1,700
0061	Vision Ins - Non-LIUNA	Payments for employee vision benefits	0	0	18	66	100	200
0072	LTD - POA Only	Payments for employee Long Term Disability insurance benefits	0	0	9	103	100	200
0081	Life Insurance	Payments for employee Life insurance benefits	0	0	9	37	100	100
0091	FICA Tax	Payments to Social Security systems for eligible employees	0	1,144	0	16	0	0
0092	Medicare Tax	Payments to Medicare systems for eligible employees	0	0	308	1,006	900	2,000
Subtotal Personnel Services:			0	17,581	34,982	89,615	165,341	217,800

Police Department
 PROGRAM: Community Services

FUND: Ca Supplemental Law Enforcement
 ACCOUNT: 221-0-6180

Code	Code Description	Detail	Actual 2000-01	Actual 2001-02	Actual 2002-03	Actual 2003-04	Adjusted Budget 2004-05	Adopted Budget 2005-06
CAPITAL OUTLAY								
8181	Vehicle Purchase	New vehicle purchase costs	0	0	0	0	38,559	0
	Subtotal Capital Outlay:		0	0	0	0	38,559	0
TOTAL ALL EXPENDITURES:			0	17,581	34,982	89,615	203,900	217,800

Police Department
PROGRAM: Community Services

FUND: ABC/CSUMB Underage Drinking
ACCOUNT: 240-0-6180

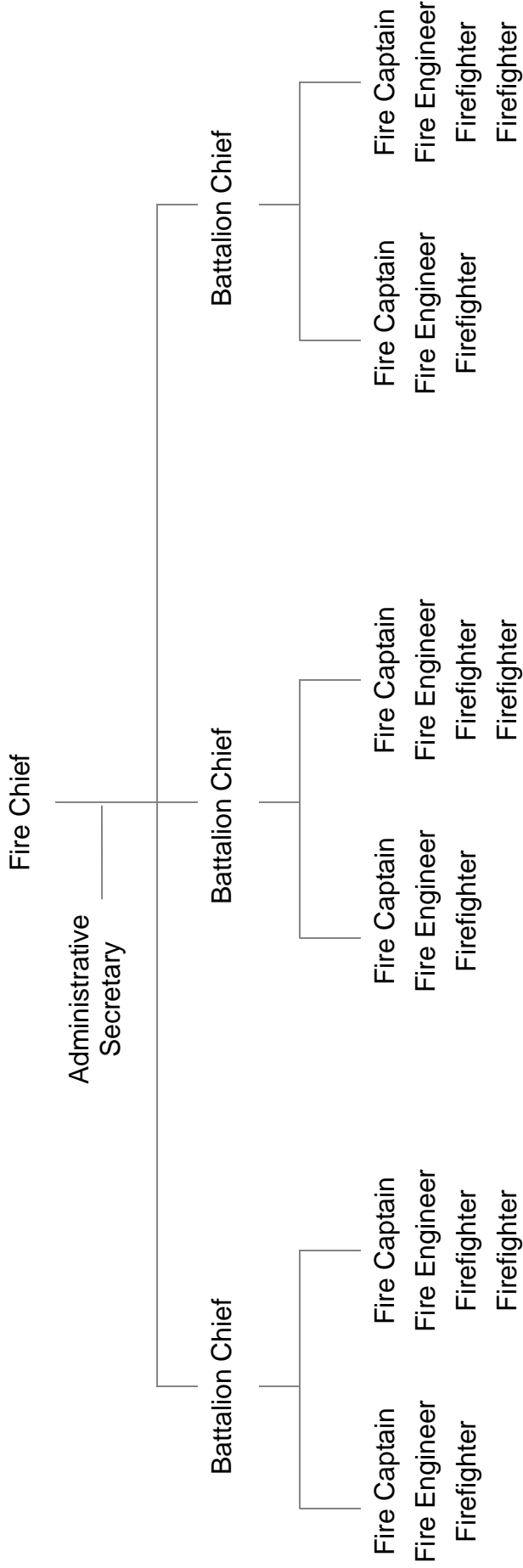
Code	Code Description	Detail	Actual 2000-01	Actual 2001-02	Actual 2002-03	Actual 2003-04	Adjusted Budget 2004-05	Adopted Budget 2005-06
PERSONNEL SERVICES								
0002	Overtime	All authorized pay for overtime hours worked in accordance with FLSA requirements	0	0	9,151	27,238	0	0
0091	FICA Tax	Payments to Social Security systems for eligible employees	0	0	52	0	0	0
	Subtotal Personnel Services:		0	0	9,203	27,238	0	0
MAINTENANCE & OPERATION								
2073	Subcontracted Work	Miscellaneous contracts for services rendered in support of department	0	0	0	7,830	0	0
4121	Meetings & Travel	Expenses for city-related meetings and travel; conference and seminar registration and expenses	0	0	1,929	1,300	0	0
	Subtotal Maintenance & Operations:		0	0	1,929	9,130	0	0
CAPITAL OUTLAY								
8184	Police Equipment	Police department equipment purchase costs	0	0	0	2,500	0	0
	Subtotal Capital Outlay:		0	0	0	2,500	0	0
TOTAL ALL EXPENDITURES:			0	0	11,132	38,868	0	0

Fire Department





City of Seaside
Fire Department





**CITY OF SEASIDE
FIRE DEPARTMENT
FISCAL YEAR 2005-2006**

ACTIVITY DESCRIPTION

The mission of the Seaside Fire Department is to provide the community with professional services in order to protect life, the environment and property from fires, disasters and health emergencies. The department has a full time staff of 26 people, divided into two divisions, which are the Administration and Operation Divisions. The Administration Division is responsible for planning, budgeting, personnel development, and setting and meeting specific goals and objectives relative to maintaining and improving services.

The Operations Division is responsible for providing various emergency and non-emergency services to the community. It is the primary force utilized in the mitigation, and when possible, the elimination of life and property loss, due to hostile fires or other circumstances. This division is also charged with programs that include Training, Fire Prevention, Hazardous Materials, Emergency Services, and Fire Reserves.

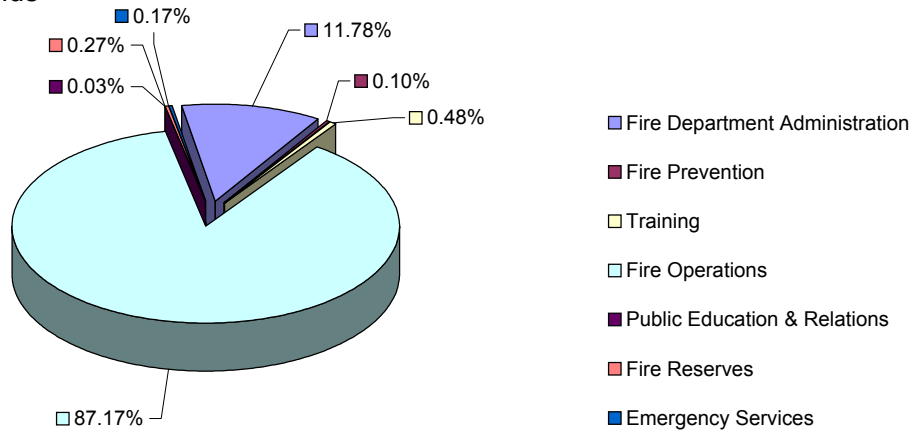
ACTIVITY OBJECTIVES

- Conduct a Emergency Response training exercise with City staff
- Implement recommendations of the Fire Protection Feasibility Study conducted with the City of Marina.
- Purchase, outfit, and place into service one 2006 Chevrolet Tahoe Command Vehicle

Fire Department

05-06 Adopted Budget

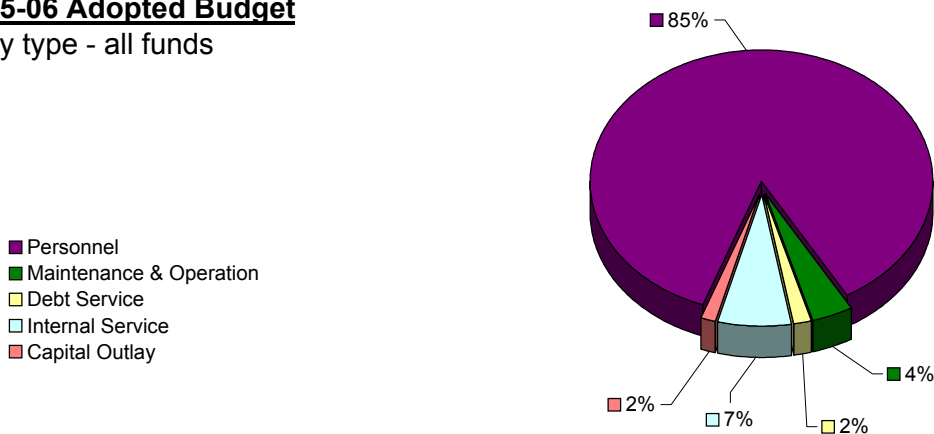
by function - all funds



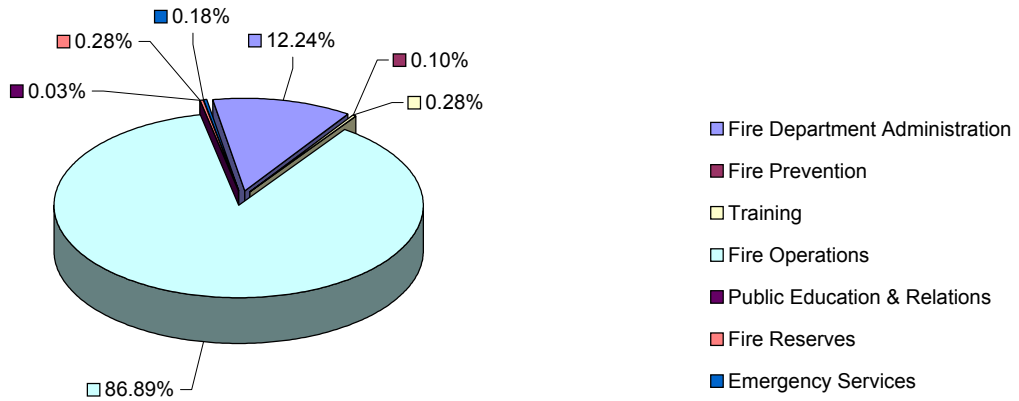
	Personnel	Maintenance & Operation	Debt Service	Internal Service	Capital Outlay	Total
Fire Department Administration	303,700	30,600	-	122,200	-	456,500
Fire Prevention	-	3,800	-	-	-	3,800
Training	-	10,500	-	-	8,200	18,700
Fire Operations	3,025,000	94,700	70,500	137,100	50,000	3,377,300
Public Education & Relations	-	1,100	-	-	-	1,100
Fire Reserves	6,300	4,000	-	-	-	10,300
Emergency Services	-	6,600	-	-	-	6,600
	3,335,000	151,300	70,500	259,300	58,200	3,874,300

05-06 Adopted Budget

by type - all funds

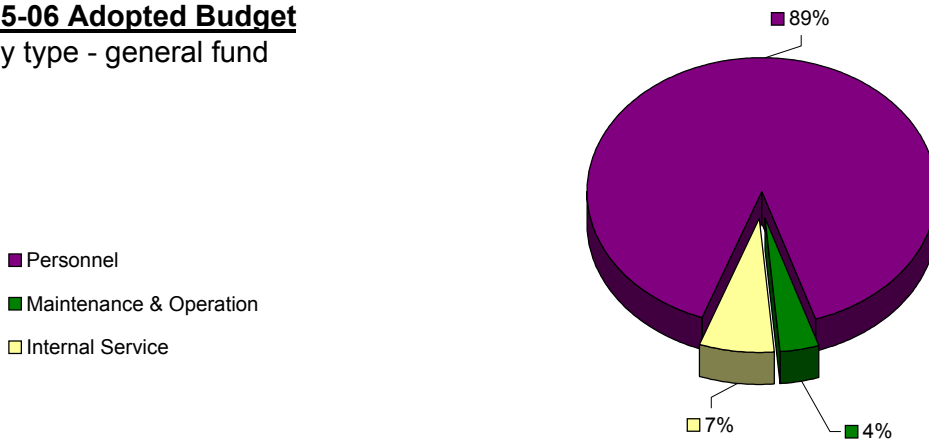


05-06 Adopted Budget
by function - general fund



	Personnel	Maintenance & Operation	Debt Service	Internal Service	Capital Outlay	Total
Fire Department Administration	303,700	30,600	-	122,200	-	456,500
Fire Prevention	-	3,800	-	-	-	3,800
Training	-	10,500	-	-	-	10,500
Fire Operations	3,025,000	77,200	-	137,100	-	3,239,300
Public Education & Relations	-	1,100	-	-	-	1,100
Fire Reserves	6,300	4,000	-	-	-	10,300
Emergency Services	-	6,600	-	-	-	6,600
	3,335,000	133,800	-	259,300	-	3,728,100

05-06 Adopted Budget
by type - general fund



**Fire Department
PROGRAM: Fire Department Administration**

**FUND: General Fund
ACCOUNT: 100-0-6610**

Code	Code Description	Detail	Actual 2000-01	Actual 2001-02	Actual 2002-03	Actual 2003-04	Adjusted Budget 2004-05	Adopted Budget 2005-06
PERSONNEL SERVICES								
0001	Salaries	1.0 Fire Chief, 1.0 Admin Secretary	90,542	144,141	149,025	154,966	160,700	157,600
0004	Uniform Allowance	Payments to employees for purchase and cleaning of uniforms	692	540	675	720	700	600
0006	Workers Compensation	Program share of worker's compensation insurance cost	4,837	8,432	7,054	6,800	7,200	5,500
0009	Sick Leave Payoff	Annual payments to employees for unused sick leave accrual	0	0	12,818	0	100	100
0012	Vacation\Comp Time Payoff	Payments to employees for unused vacation and/or compensation time accrual	0	2,769	15,079	570	100	100
0016	Deferred Compensation	City share of deferred compensation plan	0	0	2,152	2,362	2,400	2,400
0031	PERS Pension	Payments for Public Employees Retirement System	8,627	8,983	9,425	16,972	41,800	53,700
0033	LIUNA Pension	Supplemental pension for Misc City employees	0	1,416	2,227	1,848	2,100	2,100
0041	Medical Insurance - Non-LIUNA	Payments for non-SCEA employee medical benefits, includes 8.0 Retirees	53,211	31,622	37,078	53,176	62,500	71,000
0042	Medical Insurance - LIUNA H&W	Payments for SCEA employee medical benefits	1,836	3,332	4,700	5,712	5,700	5,700
0051	Dental Insurance - Non-LIUNA	Payments for employee dental benefits	1,095	994	988	1,175	1,200	1,200
0061	Vision Ins - Non-LIUNA	Payments for employee vision benefits	0	0	730	723	200	200
0071	LTD - Non-Safety	Payments for employee Life insurance benefits	129	117	98	139	200	200
0081	Life Insurance	Payments for employee Life insurance benefits	644	585	655	979	1,000	1,000
0092	Medicare Tax	Payments to Medicare systems for eligible employees	92	1,618	2,554	2,272	2,400	2,300
	Subtotal Personnel Services:		161,706	204,549	245,258	248,414	288,300	303,700
MAINTENANCE & OPERATION								
1029	Training & Education	Training programs, seminars and reimbursements for educational courses	0	0	522	161	500	700
1030	Consultant	Miscellaneous professional consulting services	0	0	0	2,888	2,500	2,500

**Fire Department
PROGRAM: Fire Department Administration**

**FUND: General Fund
ACCOUNT: 100-0-6610**

Code	Code Description	Detail	Actual 2000-01	Actual 2001-02	Actual 2002-03	Actual 2003-04	Adjusted Budget 2004-05	Adopted Budget 2005-06
2043	Temporary Contract Service	Expenses for temporary, short-term contractual services	19,666	0	778	1,415	1,000	1,000
2044	Copier Services	Maintenance for copier at fire station	907	830	1,046	0	3,000	3,000
2048	Typewriter Repair	Maintenance expenses for repair of electric typewriters	247	216	561	0	300	100
2053	Outside Printing Service	Expenses for reproduction and printing conducted by private contractors	229	174	226	66	300	300
2054	Equipment Repair	Payments to contractors for repair services or routine maintenance of non-automotive equipment	39	96	0	0	100	200
2065	Exams	Testing expenses for police and fire personnel	4,422	703	44,383	175	3,000	3,000
3092	Stationery Supplies	Expenses for miscellaneous office supplies	1,536	2,042	1,897	393	1,400	1,900
3095	Department Consumables	Miscellaneous expenses for department supplies and equipment	1,033	8,543	1,270	1,146	1,000	1,500
4121	Meetings & Travel	Expenses for city-related meetings and travel; conference and seminar registration and expenses	1,552	1,917	1,187	1,360	1,200	200
4122	Dues & Membership	Annual dues for personal and city memberships	330	680	365	425	400	400
4123	Books & Periodicals	Publications and subscriptions	29	143	167	220	200	200
4124	Mail Services	Mail costs including lease of equipment	217	805	718	422	600	600
5132	Telephone	Telephone costs	6,465	14,255	21,964	21,376	15,000	15,000
	Subtotal Maintenance & Operations:		36,674	30,404	75,084	30,047	30,500	30,600
	INTERNAL SERVICE CHARGES							
9396	Liability Insurance	Transfer of funds for program share of city-wide liability insurance cost	103,040	58,400	73,719	80,500	106,500	85,900
9397	Computer System	Transfer of funds for program share of city-wide computer network operation/maintenance cost	51,990	37,000	28,100	51,700	40,400	36,300
	Subtotal Internal Service Charges:		155,030	95,400	101,819	132,200	146,900	122,200
	TOTAL ALL EXPENDITURES:		353,409	330,352	422,161	410,661	465,700	456,500

Fire Department
PROGRAM: Fire Department Administration

FUND: Capital Outlay
ACCOUNT: 102-0-6610

Code	Code Description	Detail	Actual 2000-01	Actual 2001-02	Actual 2002-03	Actual 2003-04	Adjusted Budget 2004-05	Adopted Budget 2005-06
DEBT SERVICE								
9607	Lease Payments	Chevy Tahoe lease payment	0	0	8,197	8,058	8,100	0
	Subtotal Debt Service:		0	0	8,197	8,058	8,100	0
CAPITAL OUTLAY								
8181	Vehicle Purchase	2001-2002 Budget Chevy Tahoe - Leased	29,987	0	0	0	0	0
8187	Department Equipment	Air tank refill machine	0	33,168	58,229	0	0	0
	Subtotal Capital Outlay:		29,987	33,168	58,229	0	0	0
TOTAL ALL EXPENDITURES:			29,987	33,168	66,426	8,058	8,100	0

Fire Department
PROGRAM: Training

FUND: General Fund
ACCOUNT: 100-0-6630

Code	Code Description	Detail	Actual 2000-01	Actual 2001-02	Actual 2002-03	Actual 2003-04	Adjusted Budget 2004-05	Adopted Budget 2005-06
PERSONNEL SERVICES								
0001	Salaries	Direct salaries and wages for all regular full employed personnel	92,423	0	0	0	0	0
0002	Overtime	All authorized pay for overtime hours worked in accordance with FLSA requirements	18	0	0	0	0	0
0003	Holiday Overtime	Overtime wages paid to public safety personnel for hours worked on holidays	18	0	0	0	0	0
0004	Uniform Allowance	Payments to employees for purchase and cleaning of uniforms	745	0	0	0	0	0
0006	Workers Compensation	Program share of worker's compensation insurance cost	4,844	0	0	0	0	0
0031	PERS Pension	Payments for Public Employees Retirement System	8,039	0	0	0	0	0
		Subtotal Personnel Services:	106,087	0	0	0	0	0
MAINTENANCE & OPERATION								
1029	Training & Education	State Fire Marshal training for new employees	3,743	8,537	8,618	6,182	8,107	5,000
1030	Consultant	Miscellaneous professional consulting services	0	12,339	0	0	0	0
3095	Department Consumables	Miscellaneous expenses for department supplies and equipment	84	119	715	669	1,000	1,000
4121	Meetings & Travel	Expenses for city-related meetings and travel; conference and seminar registration and expenses	0	69	671	0	1,000	1,000
4122	Dues & Membership	One time expense for county wide fire training simulator	700	720	2,340	300	1,500	1,500
4123	Books & Periodicals	Publications and subscriptions	1,791	1,110	1,434	512	2,000	2,000
		Subtotal Maintenance & Operations:	6,318	22,894	13,778	7,663	13,607	10,500
		TOTAL ALL EXPENDITURES:	112,405	22,894	13,778	7,663	13,607	10,500

Fire Department
PROGRAM: Training

FUND: MPC Training - Fire
ACCOUNT: 218-0-6630

Code	Code Description	Detail	Actual 2000-01	Actual 2001-02	Actual 2002-03	Actual 2003-04	Adjusted Budget 2004-05	Adopted Budget 2005-06
CAPITAL OUTLAY								
8187	Department Equipment	Miscellaneous city department equipment purchase costs	0	0	4,241	5,098	8,200	8,200
	Subtotal Capital Outlay:		0	0	4,241	5,098	8,200	8,200
TOTAL ALL EXPENDITURES:			0	0	4,241	5,098	8,200	8,200

**Fire Department
PROGRAM: Fire Operations**

**FUND: General Fund
ACCOUNT: 100-0-6640**

Code	Code Description	Detail	Actual 2000-01	Actual 2001-02	Actual 2002-03	Actual 2003-04	Adjusted Budget 2004-05	Adopted Budget 2005-06
PERSONNEL SERVICES								
0001	Salaries	3.0 Battalion Chiefs, 6.0 Fire Captains, 6.0 Fire Engineers, 9.0 Firefighters	1,056,761	1,142,088	1,282,918	1,388,328	1,509,663	1,562,900
0002	Overtime	All authorized pay for overtime hours worked in accordance with FLSA requirements	121,257	371,625	309,680	338,274	128,551	240,000
0003	Holiday Overtime	Overtime wages paid to public safety personnel for hours worked on holidays	50,457	59,722	68,239	75,745	70,889	76,700
0004	Uniform Allowance	Payments to employees for purchase and cleaning of uniforms	8,510	11,693	11,384	12,314	12,700	13,200
0006	Workers Compensation	Program share of worker's compensation insurance cost	62,411	75,312	93,910	93,200	94,100	69,200
0009	Sick Leave Payoff	Annual payments to employees for unused sick leave accrual	0	24,157	0	24,165	18,000	18,000
0012	Vacation\Comp Time Payoff	Payments to employees for unused vacation and/or compensation time accrual	0	68,452	0	44,734	15,000	15,000
0016	Deferred Compensation	City share of deferred compensation plan	0	0	18,197	20,125	20,700	21,600
0031	PERS Pension	Payments for Public Employees Retirement System	101,226	107,876	116,332	231,615	498,361	556,200
0041	Medical Insurance - Non-LIUNA	Payments for non-SCEA employee medical benefits	139,316	159,845	194,878	266,638	330,100	392,100
0043	Flex-One- plan fee	Administrative cost for 125 plan	0	119	145	285	400	400
0051	Dental Insurance - Non-LIUNA	Payments for employee dental benefits	17,376	19,951	24,323	29,006	32,500	34,200
0061	Vision Ins - Non-LIUNA	Payments for employee vision benefits	1,561	1,792	2,187	2,667	2,900	3,000
0081	Life Insurance	Payments for employee Life insurance benefits	520	597	728	831	1,000	1,000
0092	Medicare Tax	Payments to Medicare systems for eligible employees	11,313	15,143	15,573	18,813	20,822	21,500
	Subtotal Personnel Services:		1,570,708	2,058,373	2,138,494	2,546,740	2,755,686	3,025,000
MAINTENANCE & OPERATION								
1026	Medical Exams	Annual & pre-employment medical exams	9,371	9,244	11,056	8,663	10,000	15,000
1027	Background Investigation	Pre-employment background investigations	0	1,880	0	455	3,200	3,200

**Fire Department
PROGRAM: Fire Operations**

**FUND: General Fund
ACCOUNT: 100-0-6640**

Code	Code Description	Detail	Actual 2000-01	Actual 2001-02	Actual 2002-03	Actual 2003-04	Adjusted Budget 2004-05	Adopted Budget 2005-06
2041	County Communications	Payments for City share of Countywide Communications Center costs (payment moved to fund 220)	4,392	6,362	5,759	0	0	0
2043	Temporary Contract Service	Expenses for temporary, short-term contractual services	0	0	0	0	14,100	12,000
2049	Uniform Service / Laundry	Expenses for laundering of uniforms and uniform services	3,892	4,373	4,689	5,634	5,000	5,000
2052	Radio Repair	Expenses for repair of handheld and in-vehicle radios	3,117	2,349	3,146	2,689	2,500	2,500
2055	Fire Equipment Repair	Payments to contractors for repair of fire department equipment	643	618	1,921	2,542	2,097	8,000
3093	Janitorial Supplies	Expenses for miscellaneous janitorial and cleaning supplies	1,916	1,509	2,803	3,018	2,000	3,000
3095	Department Consumables	Miscellaneous expenses for department supplies and equipment	15,276	24,563	25,710	23,011	15,000	14,000
3097	Safety Equipment	Miscellaneous personal safety equipment (protective vests, turnout coats)	5,956	8,169	15,952	13,937	10,000	10,000
5132	Telephone	Telephone costs	2,402	3,291	2,236	2,880	4,500	4,500
	Subtotal Maintenance & Operations:		46,966	62,358	73,272	62,829	68,397	77,200
	INTERNAL SERVICE CHARGES							
9395	Vehicle Maintenance	Transfer of funds for program share of city-wide vehicle maintenance cost	76,160	66,100	79,037	69,700	106,600	137,100
	Subtotal Internal Service Charges:		76,160	66,100	79,037	69,700	106,600	137,100
	TOTAL ALL EXPENDITURES:		1,693,834	2,186,831	2,290,803	2,679,269	2,930,683	3,239,300

Fire Department
PROGRAM: Fire Operations

FUND: Capital Outlay
ACCOUNT: 102-0-6640

Code	Code Description	Detail	Actual 2000-01	Actual 2001-02	Actual 2002-03	Actual 2003-04	Adjusted Budget 2004-05	Adopted Budget 2005-06
PERSONNEL SERVICES								
0004	Uniform Allowance	Payments to employees for purchase and cleaning of uniforms	0	11,024	0	0	0	0
	Subtotal Personnel Services:		0	11,024	0	0	0	0
DEBT SERVICE								
9607	Lease Payments	Annual lease payment for 05-06 Chevy Tahoe purchase	33,578	31,997	32,522	31,995	32,000	8,000
9608	Lease Payments	Annual Fire Truck Lease payment	0	0	93,014	62,483	62,500	62,500
	Subtotal Debt Service:		33,578	31,997	125,536	94,478	94,500	70,500
CAPITAL OUTLAY								
8181	Vehicle Purchase	New fire truck purchase - to be leased	0	7,494	251,408	263,207	0	0
8185	Fire Equipment	Replacement of 1/3 fire hose; Confined space rescue equipment	0	250,362	20,264	11,874	0	0
8187	Department Equipment	Fire hose nozzles, and other operations equipment	0	4,540	0	67,610	82,600	50,000
	Subtotal Capital Outlay:		0	262,397	271,672	342,691	82,600	50,000
TOTAL ALL EXPENDITURES:			33,578	305,418	397,208	437,169	177,100	120,500

Fire Department
PROGRAM: Fire Operations

FUND: CDBG Fund
ACCOUNT: 200-0-6640

Code	Code Description	Detail	Actual 2000-01	Actual 2001-02	Actual 2002-03	Actual 2003-04	Adjusted Budget 2004-05	Adopted Budget 2005-06
CAPITAL OUTLAY								
8187	Department Equipment	Fire Department renovations	0	99,487	-456	0	0	0
	Subtotal Capital Outlay:		0	99,487	-456	0	0	0
TOTAL ALL EXPENDITURES:			0	99,487	-456	0	0	0

Fire Department
PROGRAM: Fire Operations

FUND: Prop 172-Sales Tax
ACCOUNT: 220-0-6640

Code	Code Description	Detail	Actual 2000-01	Actual 2001-02	Actual 2002-03	Actual 2003-04	Adjusted Budget 2004-05	Adopted Budget 2005-06
MAINTENANCE & OPERATION								
2041	County Communications	Payments for City share of Countywide Communications Center costs for Fire (5% of total cost) Total cost 350,000; Police 332,500	0	79,917	6,560	6,560	6,500	17,500
	Subtotal Maintenance & Operations:		0	79,917	6,560	6,560	6,500	17,500
CAPITAL OUTLAY								
8182	Computer Purchase	Computer hardware purchase costs	0	0	2,498	0	0	0
	Subtotal Capital Outlay:		0	0	2,498	0	0	0
TOTAL ALL EXPENDITURES:			0	79,917	9,058	6,560	6,500	17,500

Fire Department
PROGRAM: Hazardous Materials

FUND: General Fund
ACCOUNT: 100-0-6670

Code	Code Description	Detail	Actual 2000-01	Actual 2001-02	Actual 2002-03	Actual 2003-04	Adjusted Budget 2004-05	Adopted Budget 2005-06
PERSONNEL SERVICES								
0001	Salaries		58,781	0	0	0	0	0
0002	Overtime		18	0	0	0	0	0
0003	Holiday Overtime		9	0	0	0	0	0
0004	Uniform Allowance	History added to fire operations	465	0	0	0	0	0
0006	Workers Compensation		3,016	0	0	0	0	0
0031	PERS Pension		5,025	0	0	0	0	0
	Subtotal Personnel Services:		67,314	0	0	0	0	0
MAINTENANCE & OPERATION								
1029	Training & Education	Training programs, seminars and reimbursements for educational courses	0	520	3,099	5,867	0	0
2055	Fire Equipment Repair	Payments to contractors for repair of fire department equipment	666	203	464	282	0	0
3095	Department Consumables	Miscellaneous expenses for department supplies and equipment	692	-88	1,851	1,785	0	0
3097	Safety Equipment	Miscellaneous personal safety equipment (protective vests, turnout coats)	584	1,032	1,458	846	0	0
4121	Meetings & Travel	Expenses for city-related meetings and travel; conference and seminar registration and expenses	0	0	492	843	0	0
	Subtotal Maintenance & Operations:		1,942	1,667	7,364	9,623	0	0
TOTAL ALL EXPENDITURES:			69,256	1,667	7,364	9,623	0	0

Fire Department
PROGRAM: Hazardous Materials

FUND: OES/FEMA
ACCOUNT: 106-0-6670

Code	Code Description	Detail	Actual 2000-01	Actual 2001-02	Actual 2002-03	Actual 2003-04	Adjusted Budget 2004-05	Adopted Budget 2005-06
MAINTENANCE & OPERATION								
3097	Safety Equipment	Miscellaneous personal safety equipment (protective vests, turnout coats)	0	22,910	0	0	0	0
		Subtotal Maintenance & Operations:	0	22,910	0	0	0	0
TOTAL ALL EXPENDITURES:			0	22,910	0	0	0	0

Fire Department
PROGRAM: Emergency Services

FUND: Capital Outlay Fund
ACCOUNT: 102-0-6680

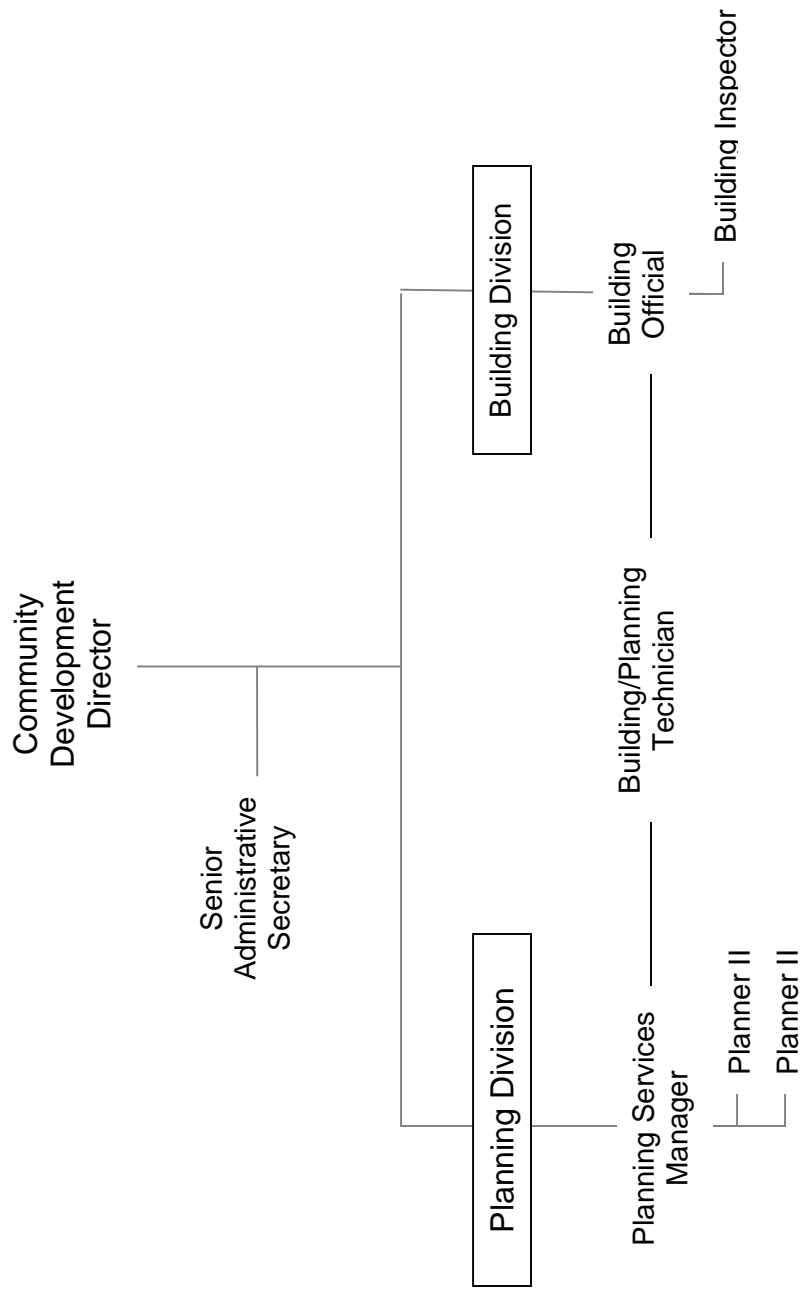
Code	Code Description	Detail	Actual 2000-01	Actual 2001-02	Actual 2002-03	Actual 2003-04	Adjusted Budget 2004-05	Adopted Budget 2005-06
CAPITAL OUTLAY								
8187	Department Equipment	EOC Relocation & Renovation program	0	0	4,080	0	5,000	0
	Subtotal Capital Outlay:		0	0	4,080	0	5,000	0
TOTAL ALL EXPENDITURES:			0	0	4,080	0	5,000	0

Community Development





City of Seaside
Community Development Department



**CITY OF SEASIDE
COMMUNITY DEVELOPMENT DEPARTMENT
FISCAL YEAR 2005-06**

Department Description

The Community Development Department is responsible for economic development and the overall management and administration of Planning Division and Building Division. The Department also acts as liaison to the Planning Commission, Board of Architectural Review and Parking Authority and supports the Redevelopment Agency.

The Planning Division has two primary functions: current planning and long-range planning. In the current planning area, the Division processes development applications and prepares environmental determinations for all development projects. The Division also processes home occupation and temporary use permits. In the area of long-range planning, the Division is responsible for updating the City's General Plan and Zoning Ordinance. This also includes making recommendations to the City Manager, Planning Commission and City Council on the future use of property in North Seaside

The Building Division has two primary functions: building and safety and code enforcement. The Division is responsible for insuring that new buildings, building additions and alterations are constructed in accordance with City, County and State codes and ordinances. The code enforcement function responds to illegal construction projects and illegal uses found on properties.

Department staff assists the City Manager in implementing economic development and redevelopment programs and projects as well as projects in the Former Fort Ord area of Seaside. Assistance is also provided the Redevelopment Agency in the administration of Redevelopment and housing programs and projects throughout the City.

2005-2006 Objectives:

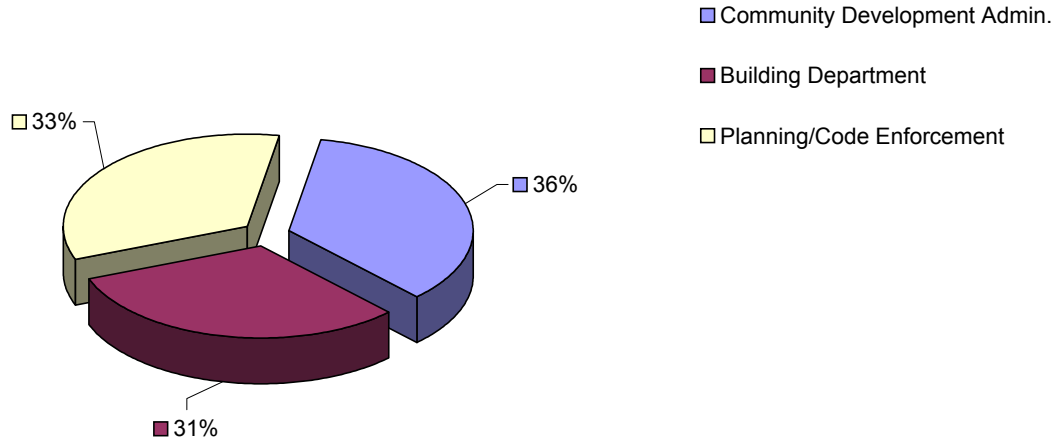
1. Develop an architectural theme and master plan for the revitalization and expansion of the City's Downtown/West Broadway Avenue area.
2. Prepare and achieve adoption of a new City Zoning Ordinance and Zoning Map.
3. Work with the selected developer to construct new commercial buildings on the Fremont-Broadway site.
4. Work with the selected developer to produce environmental documents and plans and process planning and zoning entitlements for a new regional shopping center at the Main Gate site along Highway 1 in North Seaside.
5. Work with the selected developer to construct a new hotel on the 1350 Del Monte Boulevard site.
6. Assist in the revitalization and expansion of the Seaside Auto Center.

7. Assist in reaching agreement with State Parks and the Army to enable the City to acquire the “Drumstick” portion of the Main Gate shopping center site.
8. Develop economic strategies for specific areas of the City to encourage new development projects that will produce additional tax revenue and new retail and service uses for the City and its residents.
9. Monitor the completion of the Seaside Highlands housing project in the North Seaside/ former Fort Ord area.
10. Work with selected developers and non-profit housing groups to produce additional workforce and affordable rental and ownership housing in the North Seaside area.

Community Development

05-06 Adopted Budget

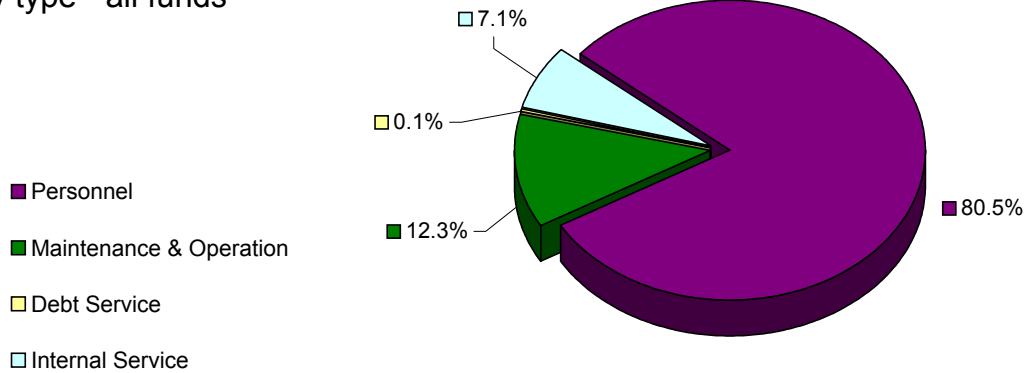
by function - all funds



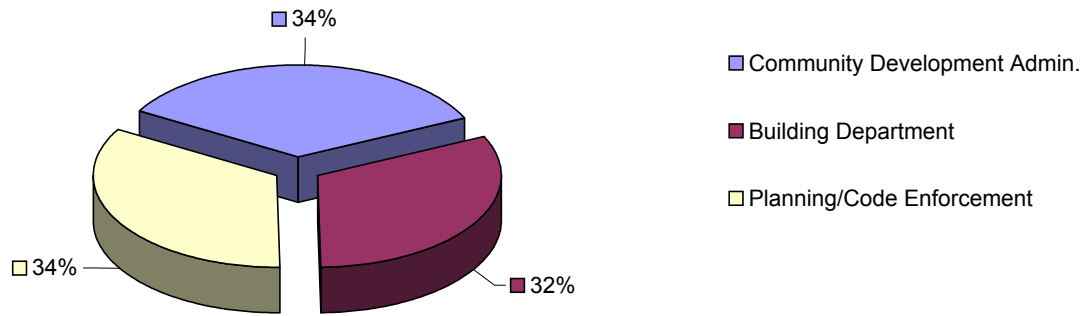
	Personnel	Maintenance & Operation	Debt Service	Internal Service	Capital Outlay/Projects	Admin Allocation	Total
Community Dev. Admin.	227,300	94,000	1,400	68,700	-	(233,900)	157,500
Building Dept	177,300	25,000	-	-	-	(60,700)	141,600
Planning/Code Enf.	376,400	-	-	-	-	(225,800)	150,600
Total	781,000	119,000	1,400	68,700	-	(520,400)	449,700

05-06 Adopted Budget

by type - all funds

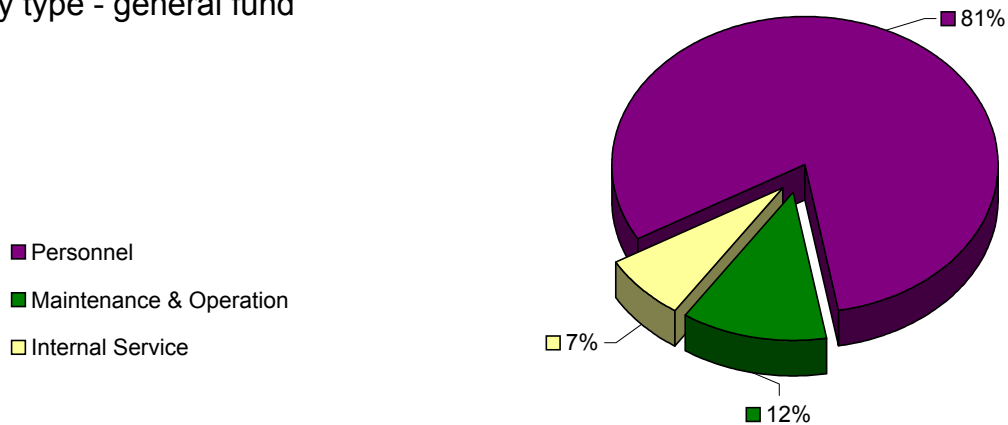


05-06 Adopted Budget
by function - general fund



	Personnel	Maintenance & Operation	Debt Service	Internal Service	Admin Allocation	Total
Community Dev. Admin.	227,300	94,000	-	68,700	(233,900)	156,100
Building Dept	177,300	25,000	-	-	(60,700)	141,600
Planning/Code Enf.	376,400	-	-	-	(225,800)	150,600
Total	781,000	119,000	-	68,700	(520,400)	448,300

05-06 Adopted Budget
by type - general fund



Community Development Department
PROGRAM: Community Development Admin

FUND: General Fund
ACCOUNT: 100-0-7110

Code	Code Description	Detail	Actual 2000-01	Actual 2001-02	Actual 2002-03	Actual 2003-04	Adjusted Budget 2004-05	Adopted Budget 2005-06
PERSONNEL SERVICES								
0001	Salaries	1.0 Dir. Comm. Development, 0.50 Sr. Admin Secretary, .50 Building/Planning Tech	91,917	90,310	49,466	58,539	140,000	163,800
0006	Workers Compensation	Program share of worker's compensation insurance cost	394	383	265	300	700	600
0010	Management Leave Payoff	Payments to management employees for unused management leave	0	0	2,994	0	0	0
0016	Deferred Compensation	City share of deferred compensation plan	0	0	736	797	2,200	2,200
0020	Part-time Hourly Wages	Summer planning intern	0	452	5,020	0	0	0
0031	PERS Pension	Payments for Public Employees Retirement System	395	284	0	0	12,700	25,900
0032	PARS Pension	Payments for Public Agency Retirement System	0	66	1,312	1,558	4,900	5,100
0033	LIUNA Pension	Supplemental pension for Misc City employees	0	1,057	2,966	740	1,100	2,100
0041	Medical Insurance - Non-LIUNA	Payments for non-SCEA employee medical benefits	12,796	4,252	2,122	2,478	9,700	11,000
0042	Medical Insurance - LIUNA H&W	Payments for SCEA employee medical benefits	836	1,630	813	2,285	2,900	11,400
0043	Flex-One- plan fee	Administrative cost for 125 plan	0	71	35	35	100	200
0051	Dental Insurance - Non-LIUNA	Payments for employee dental benefits	218	213	107	101	1,100	1,100
0061	Vision Ins - Non-LIUNA	Payments for employee vision benefits	73	71	35	29	100	100
0071	LTD - Non-Safety	Payments for employee Life insurance benefits	145	142	70	107	300	300
0081	Life Insurance	Payments for employee Life insurance benefits	291	283	141	312	1,000	1,100
0092	Medicare Tax	Payments to Medicare systems for eligible employees	2,859	1,959	1,068	813	2,100	2,400
Subtotal Personnel Services:			109,924	101,173	67,150	68,094	178,900	227,300
MAINTENANCE & OPERATION								
1029	Training & Education	Training for all Community Development Dept. staff	2,855	2,697	1,763	0	2,500	4,000

Community Development Department
PROGRAM: Community Development Admin

FUND: General Fund
ACCOUNT: 100-0-7110

Code	Code Description	Detail	Actual 2000-01	Actual 2001-02	Actual 2002-03	Actual 2003-04	Adjusted Budget 2004-05	Adopted Budget 2005-06
1030	Consultant	Zoning ordinance update (Transferred to Redevelopment Agency Project Fund)	27,955	0	0	0	0	0
1034	Plan Check Contract Services	Expenses for plan check, reimbursed by applicants	0	0	86,620	56,018	70,000	27,800
1036	LAFCO Charges	Payment to the County for the Local Agency Formation Commission (Transferred to Redevelopment Agency Project Fund)	0	14,040	0	0	0	0
2043	Temporary Contract Service	Clerical and environmental services as needed	24,026	40,231	21,377	15,815	65,000	12,000
2044	Copier Services	Lease payments and maintenance cost for the whole department.	3,117	2,595	4,684	5,565	7,000	7,000
2053	Outside Printing Service	Outside printing costs for the entire department.	235	3,003	1,903	1,332	1,500	4,000
2063	Publishing & Legal Advertising	Planning Commission legal ads and other department publications.	7,020	5,401	5,474	3,507	5,000	5,000
2073	Subcontracted Work	Expenses for consultants, reimbursed by applicants, EIR, etc.	1,151	225	0	4,323	900	900
3092	Stationery Supplies	Office supplies needed for the entire department.	1,459	7,130	7,421	8,584	9,100	9,100
3095	Department Consumables	Miscellaneous expenses for department supplies and equipment	1,354	3,641	2,249	2,954	3,000	3,000
4121	Meetings & Travel	Costs involved in attending meetings by department staff	1,019	740	184	0	500	3,000
4122	Dues & Membership	Professional dues and memberships for Community Development staff.	36	543	855	605	1,000	1,000
4123	Books & Periodicals	Publications and subscriptions	45	2,876	1,382	409	2,000	3,500
4124	Mail Services	Mailing and overnight delivery costs for the department	791	2,770	2,039	1,815	2,700	2,700
5132	Telephone	Telephone costs for the entire department.	4,047	7,650	11,404	11,011	11,000	11,000
	Subtotal Maintenance & Operations:		75,110	93,541	147,355	111,938	181,200	94,000
	INTERNAL SERVICE CHARGES							
9395	Vehicle Maintenance	Transfer of funds for program share of city-wide vehicle maintenance cost	20,779	13,000	20,250	17,900	13,700	17,600
9396	Liability Insurance	Transfer of funds for program share of city-wide liability insurance cost	35,900	16,400	21,731	26,000	30,700	21,500

Community Development Department
PROGRAM: Community Development Admin

FUND: General Fund
ACCOUNT: 100-0-7110

Code	Code Description	Detail	Actual 2000-01	Actual 2001-02	Actual 2002-03	Actual 2003-04	Adjusted Budget 2004-05	Adopted Budget 2005-06
9397	Computer System	Transfer of funds for program share of city-wide computer network operation/maintenance cost	49,187	25,100	20,300	42,200	33,000	29,600
	Subtotal Internal Service Charges:		105,866	54,500	62,281	86,100	77,400	68,700
	Administrative Charges to Other Funds		0	0	0	0	-199,380	-233,900
	TOTAL ALL EXPENDITURES:		290,900	249,214	276,786	266,132	238,120	156,100

Community Development Department
PROGRAM: Community Development Admin

FUND: Capital Outlay Fund
ACCOUNT: 102-0-7110

Code	Code Description	Detail	Actual 2000-01	Actual 2001-02	Actual 2002-03	Actual 2003-04	Adjusted Budget 2004-05	Adopted Budget 2005-06
DEBT SERVICE								
9608	Lease Payments	Lease payments	0	0	0	7,416	8,100	22,319
								1,400
	Subtotal Debt Service:		0	0	0	7,416	8,100	1,400
TOTAL ALL EXPENDITURES:			0	0	0	7,416	8,100	1,400

Community Development Department
PROGRAM: Building

FUND: General Fund
ACCOUNT: 100-0-7210

Code	Code Description	Detail	Actual 2000-01	Actual 2001-02	Actual 2002-03	Actual 2003-04	Adjusted Budget 2004-05	Adopted Budget 2005-06
PERSONNEL SERVICES								
0001	Salaries	1.0 Sr. Building Official, 1.0 Building Inspector	32,735	78,192	124,805	85,239	161,600	122,000
0002	Overtime	All authorized pay for overtime hours worked in accordance with FLSA requirements	0	0	12	0	0	0
0006	Workers Compensation	Program share of worker's compensation insurance cost	530	2,779	3,527	3,800	7,200	3,300
0009	Sick Leave Payoff	Annual payments to employees for unused sick leave accrual	0	0	2,000	2,046	2,000	2,000
0010	Management Leave Payoff	Payments to management employees for unused management leave	0	0	1,235	0	0	0
0012	Vacation\Comp Time Payoff	Payments to employees for unused vacation and/or compensation time accrual	0	0	0	3,980	3,000	3,000
0016	Deferred Compensation	City share of deferred compensation plan	0	0	1,157	753	2,100	1,200
0031	PERS Pension	Payments for Public Employees Retirement System	204	564	0	0	19,500	19,200
0032	PARS Pension	Payments for Public Agency Retirement System	0	92	1,955	1,217	2,800	2,700
0033	LIUNA Pension	Supplemental pension for Misc City employees	0	1,709	4,259	1,984	5,200	2,100
0041	Medical Insurance - Non-LIUNA	Payments for non-SCEA employee medical benefits. Includes 1.0 Retiree	17,758	7,394	7,498	3,625	11,000	11,000
0042	Medical Insurance - LIUNA H&W	Payments for SCEA employee medical benefits	1,232	3,361	8,328	6,097	14,300	5,700
0043	Flex-One- plan fee	Administrative cost for 125 plan	0	34	83	49	200	200
0051	Dental Insurance - Non-LIUNA	Payments for employee dental benefits	99	134	333	318	1,700	1,700
0061	Vision Ins - Non-LIUNA	Payments for employee vision benefits	25	34	83	24	200	200
0071	LTD - Non-Safety	Payments for employee Life insurance benefits	123	168	416	244	600	400
0081	Life Insurance	Payments for employee Life insurance benefits	197	269	666	468	1,100	800
0091	FICA Tax	Payments to Social Security systems for eligible employees	0	0	0	15	0	0
0092	Medicare Tax	Payments to Medicare systems for eligible employees	443	1,056	1,713	1,291	2,800	1,800
Subtotal Personnel Services:			53,346	95,785	158,070	111,150	235,300	177,300

Community Development Department
PROGRAM: Building

FUND: General Fund
ACCOUNT: 100-0-7210

Code	Code Description	Detail	Actual 2000-01	Actual 2001-02	Actual 2002-03	Actual 2003-04	Adjusted Budget 2004-05	Adopted Budget 2005-06
MAINTENANCE & OPERATION								
2073	Subcontracted Work	Miscellaneous contracts for services rendered in support of department	3,039	5,607	0	33,839	52,800	25,000
	Subtotal Maintenance & Operations:		3,039	5,607	0	33,839	52,800	25,000
	<i>Administrative Charges to Other Funds</i>		0	0	0	0	-94,590	-60,700
TOTAL ALL EXPENDITURES:			56,385	101,392	158,070	144,989	193,510	141,600

Community Development Department
PROGRAM: Planning/Code Enforcement

FUND: General Fund
ACCOUNT: 100-0-7310

Code	Code Description	Detail	Actual 2000-01	Actual 2001-02	Actual 2002-03	Actual 2003-04	Adjusted Budget 2004-05	Adopted Budget 2005-06
PERSONNEL SERVICES								
0001	Salaries	.50 Sr. Admin Secretary, 1.00 Planning Svcs Mgr, 2.0 Planner II, .50 Building/Planning Tech	76,067	160,257	302,274	323,789	254,700	270,400
0006	Workers Compensation	Program share of worker's compensation insurance cost	324	958	5,114	5,200	1,300	1,000
0009	Sick Leave Payoff	Annual payments to employees for unused sick leave accrual	0	0	1,282	1,334	1,000	1,000
0010	Management Leave Payoff	Payments to management employees for unused management leave	0	0	1,260	0	100	100
0012	Vacation/Comp Time Payoff	Payments to employees for unused vacation and/or compensation time accrual	0	0	1,749	1,403	1,000	1,000
0016	Deferred Compensation	City share of deferred compensation plan	0	0	3,476	4,236	3,800	2,600
0031	PERS Pension	Payments for Public Employees Retirement System	578	318	0	0	23,100	43,000
0032	PARS Pension	Payments for Public Agency Retirement System	0	211	6,623	8,299	9,800	9,700
0033	LIUNA Pension	Supplemental pension for Misc City employees	0	1,145	3,140	4,451	1,100	2,100
0041	Medical Insurance - Non-LIUNA	Payments for non-SCEA employee medical benefits, Includes 1.0 Retiree	16,398	9,026	17,337	20,237	27,400	31,200
0042	Medical Insurance - LIUNA H&W	Payments for SCEA employee medical benefits	1,105	3,736	10,462	13,709	2,900	5,700
0043	Flex-One- plan fee	Administrative cost for 125 plan	0	27	76	78	100	200
0051	Dental Insurance - Non-LIUNA	Payments for employee dental benefits	322	545	1,527	1,373	1,600	1,600
0061	Vision Ins - Non-LIUNA	Payments for employee vision benefits	48	82	229	146	200	200
0071	LTD - Non-Safety	Payments for employee Life insurance benefits	161	273	764	861	600	600
0081	Life Insurance	Payments for employee Life insurance benefits	355	600	1,680	1,982	1,900	2,000
0092	Medicare Tax	Payments to Medicare systems for eligible employees	0	1,106	5,333	4,735	3,800	4,000
Subtotal Personnel Services:			95,358	178,284	362,326	391,833	334,400	376,400

Community Development Department
PROGRAM: Planning/Code Enforcement

FUND: General Fund
ACCOUNT: 100-0-7310

Code	Code Description	Detail	Actual 2000-01	Actual 2001-02	Actual 2002-03	Actual 2003-04	Adjusted Budget 2004-05	Adopted Budget 2005-06
MAINTENANCE & OPERATION								
1035	Consultant - General Plan	General Plan Update contract	47,319	82,825	95,924	76,902	130,857	0
	Subtotal Maintenance & Operations:		47,319	82,825	95,924	76,902	130,857	0
	<i>Administrative Charges to Other Funds</i>		<i>0</i>	<i>0</i>	<i>0</i>	<i>0</i>	<i>-133,760</i>	<i>-225,800</i>
TOTAL ALL EXPENDITURES:			142,677	261,109	458,250	468,735	331,497	150,600

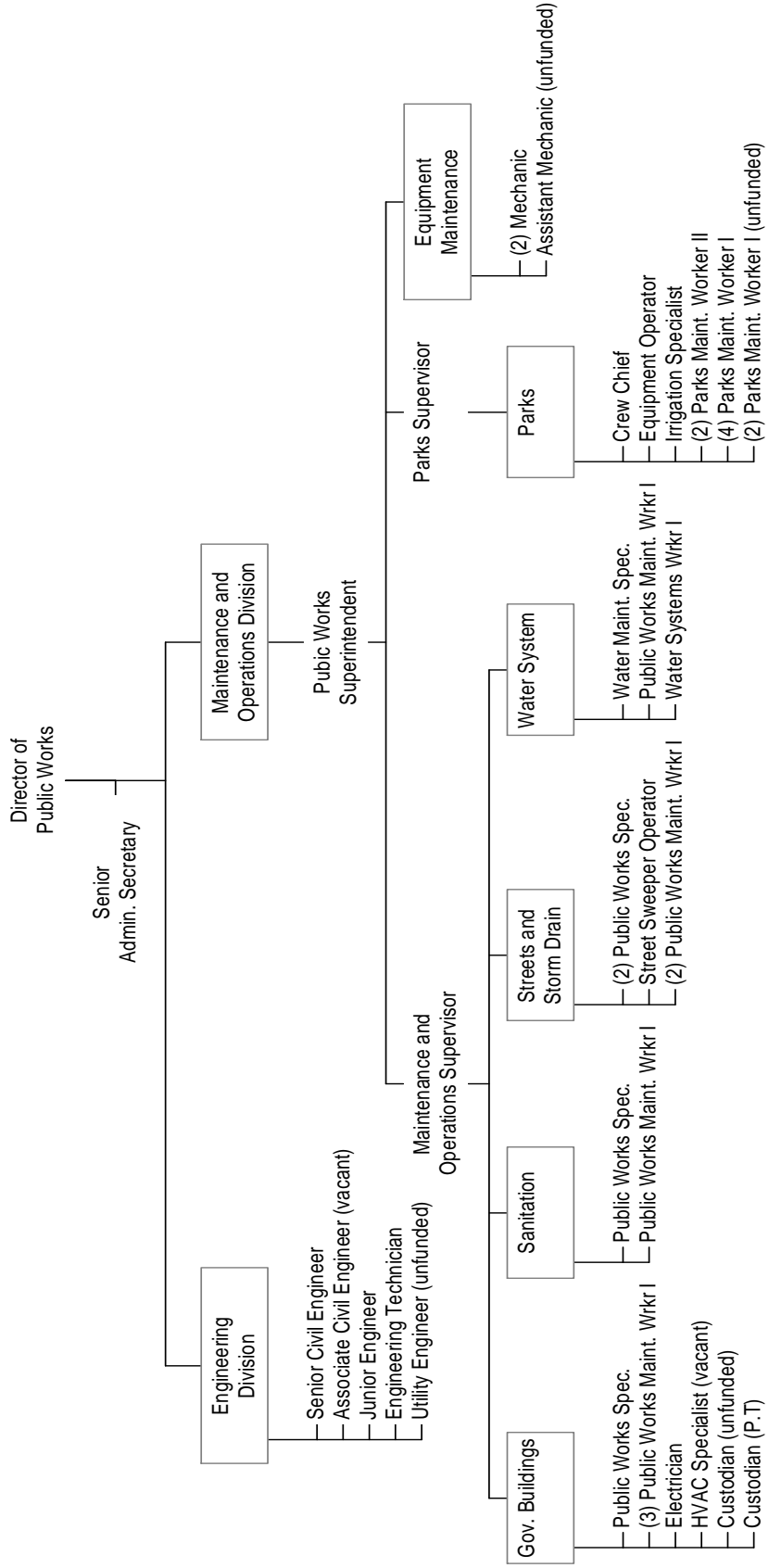


Department of Public Works





City of Seaside Public Works Department





**CITY OF SEASIDE
DEPARTMENT OF PUBLIC WORKS
FISCAL YEAR 2005-2006**

ACTIVITY DESCRIPTION

The Department of Public Works provides a vast array of municipal services to the citizens of Seaside. The Public Works Department consists of Engineering & Administration, Streets & Storm Drain, Water, Parks, Government Buildings, Vehicle Maintenance, and Sanitation Divisions. Listed below are services the department provides:

- Engineering design and construction on major capital improvement projects.
- Engineering reviews of proposed private development and redevelopment projects as it relates to the City's various public works systems.
- Maintenance and repair of all city owned and redevelopment agency owned buildings and lots.
- Annual flushing and repair of all sewer lines in Seaside, Sand City and Del Rey Oaks including grease and root removal programs.
- Maintenance of all city streets to include painting, storm drain cleaning and signage and repair on these facilities on an emergency basis.
- Contracted public works maintenance services to the Ord Military Community and the City of Carmel-By-The-Sea.
- Providing safe and clean drinking water to 743 customers in the Seaside Municipal Water System.
- Maintenance and continued beautification of our parks, landscaped street medians and open space.
- Street sweeping of all streets within the City limits and the Laguna Grande Parking Authority facility.
- Maintenance and repair of all city vehicles, heavy equipment and tools.

ACTIVITY GOALS

The Department will continue its goal of improving the appearance of public property and enhancing the quality of life by:

- Continue the upgrading of the irrigation systems within our parks, medians and open space to be more water efficient.
- Continuation of the contract with Hope Services to aid in maintaining our parks and providing custodial services to City Hall and restrooms in Cutino Park and Laguna Grande Park.
- Continue with City tree care by licensed arborist and tree trimming contractors.
- Improvement of landscaping in roadway medians on Del Monte Blvd., Canyon Del Rey 218 and South Fremont.

- Continue replacement of damaged sidewalks, curbs and gutters including compliance with American Disability Act Regulations
- Complete replacements of street name and regulatory signs.

The Department will implement a formal 6-year Capital Improvement Program (CIP) with the:

- Completion of the Broadway Underground Utility District and Street Improvement Project
- Completion of a Corporation Yard Feasibility Study
- Begin negotiations for new Cable Franchise Agreement
- Completion of the North Seaside Capital Improvement Program
- Completion of the Auto Center Revitalization Traffic Study, Utility Investigation and Survey of project site.
- Perform Civil Design for Auto Center Revitalization Project
- Completion of the Parks and Recreation Master Plan
- Implementation of the Pavement Management System Program recommendations.
- Replacement of the Cutino Park Restroom.
- Reconstruction of the 90" Stormdrain Outfall
- Continued Implementation of the Phase 2 NPDES Permit Requirements.
- Completion of a Storm Drain Master Plan and a Utility Fee.
- Overlay Colonel Durham Ave. and 1st. Street.
- Completion of the Municipal Water System Master Plan & Rate Study
- Implementation of the Sanitary System TV Assessment
- Implementation of the Brick Manhole Assessment

The Department will continue to provide Public Works services to maintain the Joint Powers Agency Contract with the United States Army.

FINANCIAL COMMENTS

Personnel:

- Two Parks Worker I, Assistant Mechanic and Associate Civil Engineer are vacant and currently frozen.
- The Utility Engineer and Custodian positions were vacant, frozen and unfunded in Fiscal Year 2004/05.
- Part time Park Maintenance Worker and P.W. Maintenance Worker II were eliminated from fiscal years 2004\05 and 2002/03, respectively.

Engineering:

- Implementation of the city approved 6-Year Capital Improvement Program for fiscal year 05/06 capital projects are constrained by funding sources and limited staffing resources.
- Capital Projects for Seaside County Sanitation District has been deferred for Fiscal Year 2004/05 due to the District's fiscal condition. The Board Members voted to defer the capital projects until the rate increases provide the financial stability needed.
- Capital projects for the Seaside Municipal Water System have been deferred until the Master Plan & Rate Study has been completed.
- Due to staffing vacancies, the Department has utilized consulting services for staff augmentation. These services are funded through the private development projects or through the funding sources of a capital improvement project.

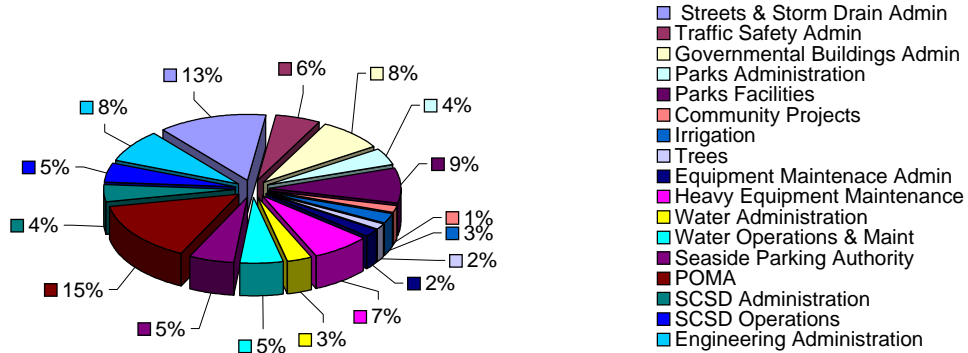
Maintenance & Operations:

- Gas Tax Funds have been declining through the years due to a loss in population after Ft. Ord closed. In addition, storm drain maintenance has been funded using gas tax funds and has increased due to Federal & State mandates. This has required the Department to limit the maintenance activities within the roadway to safety and emergency items for the past two fiscal years and will continue to do so. Deficits have required the use of General Fund to cover the difference in keeping the streets maintained. A Storm Water Master Plan & Fee Study will be conducted to address the costs of storm drain maintenance.
- Water Funds have been declining due to no increases in water user rates for over twenty years. Maintenance and Operations expenditures have exceeded revenues received. The Department continues to trim back the expenditures yet maintains the water system to provide quality services to its customers.

Department of Public Works

05-06 Adopted Budget

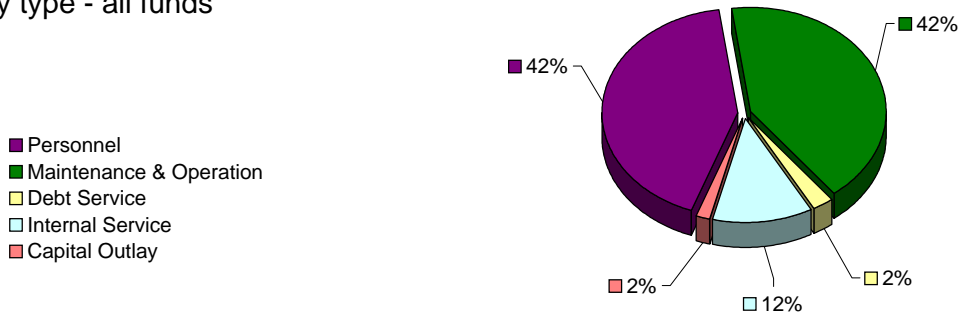
by function - all funds



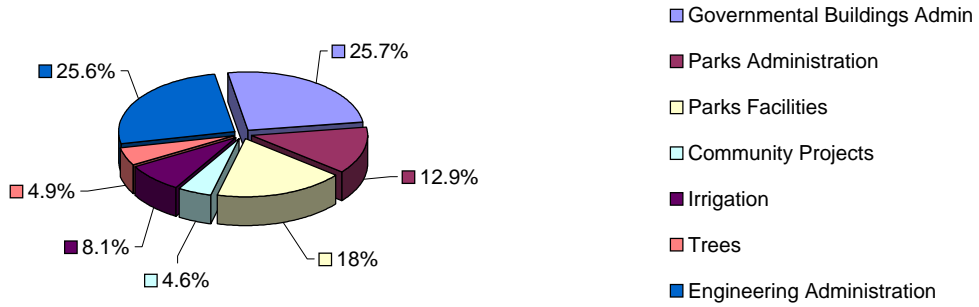
	Personnel	Maintenance & Operation	Debt Service	Internal Service	Capital Outlay	Total
Streets & Storm Drain Admin	332,600	325,500	48,900	205,000	-	912,000
Traffic Safety Admin	67,100	315,000	8,500	-	-	390,600
Governmental Buildings Admin	194,900	338,400	100	24,300	-	557,700
Parks Administration	149,100	11,700	-	119,600	-	280,400
Parks Facilities	329,000	234,950	32,800	-	-	596,750
Community Projects	89,100	11,600	300	-	-	101,000
Irrigation	69,700	105,900	-	-	-	175,600
Trees	85,700	21,500	420	-	-	107,620
Equipment Maintenance Admin	35,100	11,700	-	73,500	500	120,800
Heavy Equipment Maintenance	155,600	324,700	-	-	20,000	500,300
Water Administration	94,600	16,050	-	104,800	-	215,450
Water Operations & Maint	198,500	148,300	7,100	-	-	353,900
Seaside Parking Authority	192,100	155,200	20,100	9,800	-	377,200
POMA	289,350	392,200	53,500	191,900	90,000	1,016,950
SCSD Administration	90,000	183,720	-	18,800	-	292,520
SCSD Operations	158,100	106,200	-	55,800	-	320,100
Engineering Administration	372,100	155,200	-	28,000	2,000	557,300
Total	2,902,650	2,857,820	171,720	831,500	112,500	6,876,190

05-06 Adopted Budget

by type - all funds




05-06 Adopted Budget
by function - general fund



	Personnel	Maintenance & Operation	Debt Service	Internal Service	Capital Outlay	Total
Streets & Storm Drain Admin	-	-	-	-	-	-
Traffic Safety Admin	-	-	-	-	-	-
Governmental Buildings Admin	194,900	338,400	-	24,300	-	557,600
Parks Administration	149,100	11,700	-	119,600	-	280,400
Parks Facilities	229,900	166,200	-	-	-	396,100
Community Projects	89,100	11,600	-	-	-	100,700
Irrigation	69,700	105,900	-	-	-	175,600
Trees	85,700	21,500	-	-	-	107,200
Equipment Maintenance Admin	-	-	-	-	-	-
Heavy Equipment Maintenance	-	-	-	-	-	-
Water Administration	-	-	-	-	-	-
Water Operations & Maint	-	-	-	-	-	-
Seaside Parking Authority	-	-	-	-	-	-
POMA	-	-	-	-	-	-
SCSD Administration	-	-	-	-	-	-
SCSD Operations	-	-	-	-	-	-
Engineering Administration	372,100	155,200	-	28,000	-	555,300
	1,190,500	810,500	-	171,900	-	2,172,900

05-06 Adopted Budget
by type - general fund



Public Works Department
PROGRAM: Streets & Storm Drains Admin

FUND: Highway User's Tax (2105)
ACCOUNT: 210-0-8110

Code	Code Description	Detail	Actual 2000-01	Actual 2001-02	Actual 2002-03	Actual 2003-04	Adjusted Budget 2004-05	Adopted Budget 2005-06
PERSONNEL SERVICES								
0001	Salaries	.10 Director of Public Works, .10 Senior Secretary, .10 PW Superintendent, .20 Maint. Operations Supervisor, 2.0 PW Maint. Specialist, 0.7 PW Maint Worker I, 0.7 Street Sweeper Operator	153,194	185,503	259,089	264,529	204,500	207,800
0002	Overtime	All authorized pay for overtime hours worked in accordance with FLSA requirements	9,014	6,394	12,316	10,834	6,000	6,000
0004	Uniform Allowance	Payments to employees for purchase and cleaning of uniforms	0	0	105	238	100	100
0006	Workers Compensation	Program share of worker's compensation insurance cost	17,675	16,864	36,418	34,600	25,100	18,400
0009	Sick Leave Payoff	Annual payments to employees for unused sick leave accrual	0	0	4,755	4,349	1,000	1,000
0012	Vacation\Comp Time Payoff	Payments to employees for unused vacation and/or compensation time accrual	0	0	209	129	100	100
0016	Deferred Compensation	City share of deferred compensation plan	0	0	2,459	2,372	1,700	1,700
0031	PERS Pension	Payments for Public Employees Retirement System	1,012	982	0	0	18,300	31,700
0032	PARS Pension	Payments for Public Agency Retirement System	0	41	856	1,641	1,300	1,400
0033	LIUNA Pension	Supplemental pension for Misc City employees	0	4,857	9,779	6,948	7,300	7,300
0041	Medical Insurance - Non-LIUNA	Payments for non-SCEA employee medical benefits, includes 2.4 Retirees	148,811	8,340	10,375	11,488	11,700	13,300
0042	Medical Insurance - LIUNA H&W	Payments for SCEA employee medical benefits	13,782	21,087	23,207	30,400	20,000	20,000
0043	Flex-One- plan fee	Administrative cost for 125 plan	0	68	75	46	100	100
0051	Dental Insurance - Non-LIUNA	Payments for employee dental benefits	443	339	746	648	500	500
0061	Vision Ins - Non-LIUNA	Payments for employee vision benefits	89	68	74	59	100	100
0071	LTD - Non-Safety	Payments for employee Life insurance benefits	798	610	746	769	600	600
0081	Life Insurance	Payments for employee Life insurance benefits	1,152	881	1,119	1,209	900	900
0092	Medicare Tax	Payments to Medicare systems for eligible employees	1,397	1,814	2,308	2,553	1,600	1,600
Subtotal Personnel Services:			347,366	247,848	364,636	372,812	300,900	312,600

Public Works Department
PROGRAM: Streets & Storm Drains Admin

FUND: Highway User's Tax (2105)
ACCOUNT: 210-0-8110

Code	Code Description	Detail	Actual 2000-01	Actual 2001-02	Actual 2002-03	Actual 2003-04	Adjusted Budget 2004-05	Adopted Budget 2005-06
MAINTENANCE & OPERATION								
1029	Training & Education	Asphalt, traffic controls and concrete workshops	551	330	350	2,249	1,000	1,000
1030	Consultant	Miscellaneous professional consulting services (2nd and Lightfighter)	0	170	0	1,300	1,000	1,000
2044	Copier Services	Shared cost	0	0	135	89	400	400
2049	Uniform Service / Laundry	Uniform maintenance	2,258	2,864	3,778	3,405	3,000	3,000
2052	Radio Repair	Repairs to hand held and vehicle radios	800	0	845	0	0	0
2068	Refuse Disposal	Dispose of trash, concrete and asphalt	5,000	0	1,623	1,634	1,000	1,000
2073	Subcontracted Work	Annual maintenance contract for traffic signal, city owned street lights and misc repairs	27,311	15,104	10,689	4,834	10,000	10,000
3092	Stationery Supplies	Paper for fax/copier/printer	0	288	3,553	300	300	300
3095	Department Consumables	Street signs, traffic regulator signs, concrete, man holes, signal parts, storm drain boxes, control boxes	33,251	60,755	69,423	28,768	50,000	50,000
3096	Street Sweeper Brooms	Brooms for new & old sweeper	9,719	7,159	5,129	7,948	4,000	4,000
3097	Safety Equipment	Safety boots, hard hats, safety vests, eye protection	600	1,818	1,781	1,208	1,500	1,500
4121	Meetings & Travel	Training and meetings	0	320	371	982	500	500
4122	Dues & Membership	APWA	0	236	362	248	500	500
5131	Gas & Electric	For corporation yard	8,559	8,085	9,325	12,429	8,800	8,800
5132	Telephone	For corporation yard	1,743	2,652	3,683	3,464	2,500	2,500
5133	Water	For corporation yard	500	1,548	0	0	1,000	1,000
		Subtotal Maintenance & Operations:	90,292	101,329	111,047	68,858	85,500	85,500
DEBT SERVICE								
9605	Interest Expense	Interest expenses on bonded debt	0	0	7,483	8,440	0	0

Public Works Department
PROGRAM: Streets & Storm Drains Admin

FUND: Highway User's Tax (2105)
ACCOUNT: 210-0-8110

Code	Code Description	Detail	Actual 2000-01	Actual 2001-02	Actual 2002-03	Actual 2003-04	Adjusted Budget 2004-05	Adopted Budget 2005-06
9607	Lease Payments	Street Sweeper Lease Payment (67%, 33% in Fund 113) Paid in full	0	110,405	42,416	41,960	42,000	0
9608	Lease Payments	Annual lease payment for new public works vehicles. Sweeper (25,300), Crack Sealer (9,500), Dump Truck (3,080), Pick-up Truck (4,030)	0	0	7,157	7,035	7,100	41,900
9609	Lease Payments	Portion on lift truck lease & Paint truck lease payment	0	0	6,895	6,895	7,000	7,000
	Subtotal Debt Service:		0	110,405	63,951	64,330	56,100	48,900
	CAPITAL OUTLAY							
8181	Vehicle Purchase	New vehicle purchase costs	0	0	181,249	60,363	0	0
8187	Department Equipment	Miscellaneous city department equipment purchase costs	0	0	2,500	0	0	0
	Subtotal Capital Outlay:		0	0	183,749	60,363	0	0
	INTERNAL SERVICE CHARGES							
9395	Vehicle Maintenance	Transfer of funds for program share of city-wide vehicle maintenance cost	49,640	43,100	104,810	92,500	79,300	101,900
9396	Liability Insurance	Transfer of funds for program share of city-wide liability insurance cost	17,780	8,700	24,490	25,500	26,900	20,300
9397	Computer System	Transfer of funds for program share of city-wide computer network operation/maintenance cost	36,816	25,600	9,400	13,700	10,700	9,600
9398	Administration Charges	Charges for city-wide administration	0	0	0	0	60,640	73,200
	Subtotal Internal Service Charges:		104,236	77,400	138,700	131,700	177,540	205,000
	TOTAL ALL EXPENDITURES:		541,894	536,982	862,083	698,063	620,040	652,000

Public Works Department
PROGRAM: Streets & Storm Drains Admin

FUND: - Surface Trans. PGM Fund
ACCOUNT: 224-0-8110

Code	Code Description	Detail	Actual 2000-01	Actual 2001-02	Actual 2002-03	Actual 2003-04	Adjusted Budget 2004-05	Adopted Budget 2005-06
MAINTENANCE & OPERATION								
9197	Harcourt Avenue	Project costs	0	181,095	75,931	0	0	0
	Subtotal Maintenance & Operations:		0	181,095	75,931	0	0	0
TOTAL ALL EXPENDITURES:			0	181,095	75,931	0	0	0

Public Works Department
PROGRAM: Storm Drains Admin

FUND: Stormwater Fund
ACCOUNT: 271-0-8110

Code	Code Description	Detail	Actual 2000-01	Actual 2001-02	Actual 2002-03	Actual 2003-04	Adjusted Budget 2004-05	Adopted Budget 2005-06
PERSONNEL SERVICES								
0001	Salaries	Direct salaries and wages for all regular full employed personnel	0	0	0	0	0	20,000
	Subtotal Personnel Services:		0	0	0	0	0	20,000
MAINTENANCE & OPERATION								
1030	Consultant	Stormwater Master Plan	0	0	0	0	0	189,800
2053	Outside Printing Service	Expenses for reproduction and printing conducted by private contractors	0	0	0	0	0	2,600
2063	Publishing & Legal Advertising	Expenses for publishing legal notices, job announcements, and other city information	0	0	0	0	0	2,600
2073	Subcontracted Work	Contract with MRWPCA for stormwater education	0	0	0	0	0	45,000
	Subtotal Maintenance & Operations:		0	0	0	0	0	240,000
TOTAL ALL EXPENDITURES:			0	0	0	0	0	260,000

Public Works Department
PROGRAM: Traffic Safety Administration

FUND: Highway User's Tax (2105)
ACCOUNT: 210-0-8210

Code	Code Description	Detail	Actual 2000-01	Actual 2001-02	Actual 2002-03	Actual 2003-04	Adjusted Budget 2004-05	Adopted Budget 2005-06
PERSONNEL SERVICES								
0001	Salaries	.10 Director of Public Works, .10 Senior Secretary, .10 PW Superintendent, .50 PW Maint Worker I	6,784	14,701	29,839	26,428	34,200	46,600
0002	Overtime	After hours street sign maintenance / potholes	0	67	167	39	100	100
0006	Workers Compensation	Program share of worker's compensation insurance cost	618	10,636	4,409	3,500	3,800	2,900
0012	Vacation/Comp Time Payoff	Payments to employees for unused vacation and/or compensation time accrual	0	0	0	112	100	100
0016	Deferred Compensation	City share of deferred compensation plan	0	0	530	532	500	500
0031	PERS Pension	Payments for Public Employees Retirement System	-1,254	272	0	0	4,100	7,300
0032	PARS Pension	Payments for Public Agency Retirement System	0	26	686	741	800	900
0033	LIUNA Pension	Supplemental pension for Misc City employees	0	1,618	1,337	1,010	1,300	1,300
0041	Medical Insurance - Non-LIUNA	Payments for non-SCEA employee medical benefits	3,112	289	1,008	1,714	2,100	2,400
0042	Medical Insurance - LIUNA H&W	Payments for SCEA employee medical benefits	269	378	1,902	1,544	3,400	3,400
0043	Flex-One- plan fee	Administrative cost for 125 plan	0	11	56	6	100	100
0051	Dental Insurance - Non-LIUNA	Payments for employee dental benefits	47	33	168	267	300	300
0061	Vision Ins - Non-LIUNA	Payments for employee vision benefits	16	11	56	21	100	100
0071	LTD - Non-Safety	Payments for employee Life insurance benefits	16	11	56	43	200	200
0081	Life Insurance	Payments for employee Life insurance benefits	47	33	167	177	300	300
0092	Medicare Tax	Payments to Medicare systems for eligible employees	256	133	192	228	500	600
	Subtotal Personnel Services:		9,911	28,218	40,573	36,362	51,900	67,100
MAINTENANCE & OPERATION								
2059	Street Lighting	PG&E electricity for streetlights and signals	217,331	226,477	225,117	265,800	250,000	250,000

Public Works Department
PROGRAM: Traffic Safety Administration

FUND: Highway User's Tax (2105)
ACCOUNT: 210-0-8210

Code	Code Description	Detail	Actual 2000-01	Actual 2001-02	Actual 2002-03	Actual 2003-04	Adjusted Budget 2004-05	Adopted Budget 2005-06
2077	Traffic Signal Maintenance	Street light maintenance / Traffic signal maint	10,961	29,092	28,872	31,469	40,000	50,000
2080	Congestion Management Program	TAMC fees	13,869	1,625	13,870	11,493	15,000	15,000
	Subtotal Maintenance & Operations:		242,161	257,194	267,859	308,762	305,000	315,000
	DEBT SERVICE							
9609	Lease Payments	Portion of lift truck lease	0	0	8,427	8,427	8,500	8,500
	Subtotal Debt Service:		0	0	8,427	8,427	8,500	8,500
	CAPITAL OUTLAY							
8181	Vehicle Purchase	New vehicle purchase costs	0	0	68,946	0	0	0
	Subtotal Capital Outlay:		0	0	68,946	0	0	0
	INTERNAL SERVICE CHARGES							
9395	Vehicle Maintenance	Transfer of funds for program share of city-wide vehicle maintenance cost	7,078	6,200	0	0	0	0
9396	Liability Insurance	Transfer of funds for program share of city-wide liability insurance cost	22,120	10,600	0	0	0	0
	Subtotal Internal Service Charges:		29,198	16,800	0	0	0	0
	TOTAL ALL EXPENDITURES:		281,269	302,212	385,805	353,551	365,400	390,600

Public Works Department
PROGRAM: Traffic Safety Administration

FUND: Gas Tax Engineering (2107.5)
ACCOUNT: 214-0-8210

Code	Code Description	Detail	Actual 2000-01	Actual 2001-02	Actual 2002-03	Actual 2003-04	Adjusted Budget 2004-05	Adopted Budget 2005-06
MAINTENANCE & OPERATION								
1030	Consultant	Misc traffic studies, radar speed studies	0	0	15,695	0	0	0
3095	Department Consumables	Traffic counters and appurtenances	0	0	2,332	0	0	0
	Subtotal Maintenance & Operations:		0	0	18,027	0	0	0
TOTAL ALL EXPENDITURES:			0	0	18,027	0	0	0

Public Works Department
PROGRAM: Governmental Buildings Admin

FUND: General Fund
ACCOUNT: 100-0-8310

Code	Code Description	Detail	Actual 2000-01	Actual 2001-02	Actual 2002-03	Actual 2003-04	Adjusted Budget 2004-05	Adopted Budget 2005-06
PERSONNEL SERVICES								
0001	Salaries	.10 Senior Admin. Secretary, .10 PW Superintendent, .20 Maint. Operations Supervisor, 1.0 PW Maint. Specialist, 1.0 Public Works Maint. Worker I, .75 Custodian	100,693	136,326	147,998	141,568	138,200	138,600
0002	Overtime	After hour and weekend call-backs & scheduled overtime	2,203	8,195	2,809	2,930	1,000	1,000
0006	Workers Compensation	Program share of worker's compensation insurance cost	8,592	11,115	16,578	12,000	15,000	10,900
0009	Sick Leave Payoff	Annual payments to employees for unused sick leave accrual	0	0	0	2,292	100	100
0012	Vacation\Comp Time Payoff	Payments to employees for unused vacation and/or compensation time accrual	0	25	554	206	100	100
0016	Deferred Compensation	City share of deferred compensation plan	0	0	1,140	1,605	900	900
0031	PERS Pension	Payments for Public Employees Retirement System	1,115	2,331	363	0	11,000	18,700
0032	PARS Pension	Payments for Public Agency Retirement System	0	15	289	845	900	900
0033	LIUNA Pension	Supplemental pension for Misc City employees	0	4,995	5,998	4,585	4,400	4,400
0041	Medical Insurance - Non-LIUNA	Payments for non-SCEA employee medical benefits. Includes .10 retiree	55,689	3,170	1,244	2,539	3,100	3,500
0042	Medical Insurance - LIUNA H&W	Payments for SCEA employee medical benefits	5,089	6,781	16,269	14,557	12,000	12,000
0043	Flex-One- plan fee	Administrative cost for 125 plan	0	28	124	35	100	100
0051	Dental Insurance - Non-LIUNA	Payments for employee dental benefits	41	28	124	291	300	300
0061	Vision Ins - Non-LIUNA	Payments for employee vision benefits	41	28	124	23	100	100
0071	LTD - Non-Safety	Payments for employee Life insurance benefits	248	165	372	345	400	400
0081	Life Insurance	Payments for employee Life insurance benefits	414	276	745	584	600	600
0090	Employee Assistance Program	EAP program for all employees	0	0	0	0	0	200
0091	FICA Tax	Payments to Social Security systems for eligible employees	543	735	1,170	1,036	1,100	0
0092	Medicare Tax	Payments to Medicare systems for eligible employees	1,628	2,205	1,900	2,095	2,100	2,100
Subtotal Personnel Services:			176,295	176,417	197,801	187,536	191,400	194,900

**Public Works Department
PROGRAM: Governmental Buildings Admin**

**FUND: General Fund
ACCOUNT: 100-0-8310**

Code	Code Description	Detail	Actual 2000-01	Actual 2001-02	Actual 2002-03	Actual 2003-04	Adjusted Budget 2004-05	Adopted Budget 2005-06
MAINTENANCE & OPERATION								
1029	Training & Education	CPO, electrical, HVAC, plumbing, ADA classes	1,913	1,502	901	2,146	1,500	1,500
2043	Temporary Contract Service	Expenses for temporary, short-term contractual services	1,929	1,851	273	100	0	0
2044	Copier Services	Maintenance of Admin copy machine	0	38	135	89	300	300
2049	Uniform Service / Laundry	Uniforms for Governmental Buildings personnel	0	643	504	1,124	1,000	1,000
2057	Pest Control	Oldemeyer & Pattullo monthly spraying and as needed	1,608	1,528	1,843	1,624	2,000	2,000
2070	Alarm Service	Monitoring and Maint, Oldemeyer and Pattullo	1,415	740	140	517	1,500	1,500
2073	Subcontracted Work	Oldemeyer Fire Suppression, Grease Traps, Refinish Floors; Renovate Police Men's & Women's Locker Room, Hope Contract	37,836	47,716	39,278	52,930	85,718	85,700
2078	Other Expense	Air District permits	1,424	792	1,329	1,248	1,500	1,500
2087	Equipment Rental	Lifts for lights inside Fire Department	270	0	102	497	500	500
3092	Stationery Supplies	Expenses for miscellaneous office supplies	0	265	558	300	300	300
3093	Janitorial Supplies	Paper & cleaning supplies, tools, dispensers & fixtures for Laguna Grande restroom, City Hall & Police Department	11,805	8,359	10,148	8,701	11,000	11,000
3095	Department Consumables	Parts & supplies for electrical, plumbing, heating structural and aesthetic repairs to bldgs	39,880	58,375	48,477	33,140	49,100	49,100
3097	Safety Equipment	Steel toe boots for employees	600	1,002	909	448	1,000	1,000
4121	Meetings & Travel	Expenses for city-related meetings, conferences and seminars	188	51	165	489	500	500
4122	Dues & Membership	Annual dues for memberships	0	0	0	0	100	100
4123	Books & Periodicals	Certified pool operator magazine, building codes, ADA & OSHA reference	0	0	68	80	100	100
5131	Gas & Electric	PG & E charges for Pattullo, Corp Yard & 1600 La Salle	160,467	149,457	137,530	154,725	148,000	148,000
5132	Telephone	Telephone services, additions and repairs	1,933	2,273	2,265	2,913	2,700	2,700
5133	Water	Water charges for Pattullo, Corp Yard & 1600 La Salle including projected Cal-Am rate increases	22,302	22,026	20,067	21,687	24,200	24,200

Public Works Department
PROGRAM: Governmental Buildings Admin

FUND: General Fund
ACCOUNT: 100-0-8310

Code	Code Description	Detail	Actual 2000-01	Actual 2001-02	Actual 2002-03	Actual 2003-04	Adjusted Budget 2004-05	Adopted Budget 2005-06
5136	Sewer Service Charge	MRWPCA (City Hall, Corp Yard & 1600 La Salle)	6,283	6,538	6,033	7,080	18,400	7,400
	Subtotal Maintenance & Operations:		289,852	303,157	270,725	289,838	349,418	338,400
	CAPITAL OUTLAY							
8187	Department Equipment	Desks & chairs	0	495	0	946	0	0
	Subtotal Capital Outlay:		0	495	0	946	0	0
	INTERNAL SERVICE CHARGES							
9395	Vehicle Maintenance	Transfer of funds for program share of city-wide vehicle maintenance cost	7,080	6,200	9,327	8,200	6,300	8,100
9396	Liability Insurance	Transfer of funds for program share of city-wide liability insurance cost	20,790	10,500	11,033	14,200	14,000	12,100
9397	Computer System	Transfer of funds for program share of city-wide computer network operation/maintenance cost	4,000	2,800	3,100	5,800	4,500	4,100
	Subtotal Internal Service Charges:		31,870	19,500	23,460	28,200	24,800	24,300
	TOTAL ALL EXPENDITURES:		498,018	499,569	491,986	506,520	565,618	557,600

Public Works Department
PROGRAM: Governmental Buildings Admin

FUND: Capital Outlay
ACCOUNT: 102-0-8310

Code	Code Description	Detail	Actual 2000-01	Actual 2001-02	Actual 2002-03	Actual 2003-04	Adjusted Budget 2004-05	Adopted Budget 2005-06
DEBT SERVICE								
9609	Lease Payments	Lift truck lease	0	0	60	60	100	100
	Subtotal Debt Service:		0	0	60	60	100	100
CAPITAL OUTLAY								
8181	Vehicle Purchase	One Ton with Utility Bed	0	0	28,153	0	0	0
8187	Department Equipment	Desks and chairs	0	7,309	0	0	0	0
	Subtotal Capital Outlay:		0	7,309	28,153	0	0	0
TOTAL ALL EXPENDITURES:								
			0	7,309	28,213	60	100	100

Public Works Department
PROGRAM: Parks Administration

FUND: General Fund
ACCOUNT: 100-0-8410

Code	Code Description	Detail	Actual 2000-01	Actual 2001-02	Actual 2002-03	Actual 2003-04	Adjusted Budget 2004-05	Adopted Budget 2005-06
PERSONNEL SERVICES								
0001	Salaries	.10 Director of Public Works, .10 Senior Secretary, .10 PW Superintendent, 1.0 Parks Maint. Supervisor	37,784	45,406	86,559	89,439	93,500	95,300
0002	Overtime	All authorized pay for overtime hours worked in accordance with FLSA requirements	1,240	691	4,466	1,123	2,000	2,000
0006	Workers Compensation	Program share of worker's compensation insurance cost	4,404	5,941	10,405	9,800	10,800	7,800
0009	Sick Leave Payoff	Annual payments to employees for unused sick leave accrual	0	0	6,191	1,369	1,000	1,000
0012	Vacation\Comp Time Payoff	Payments to employees for unused vacation and/or compensation time accrual	0	25	0	112	100	100
0016	Deferred Compensation	City share of deferred compensation plan	0	0	681	713	700	700
0031	PERS Pension	Payments for Public Employees Retirement System	665	125	0	0	8,200	14,300
0032	PARS Pension	Payments for Public Agency Retirement System	0	34	691	3,534	3,700	3,700
0033	LIUNA Pension	Supplemental pension for Misc City employees	0	2,349	6,166	312	300	300
0041	Medical Insurance - Non-LIUNA	Payments for non-SCEA employee medical benefits	29,615	9,694	1,982	13,309	16,800	19,100
0042	Medical Insurance - LIUNA	Payments for SCEA employee medical benefits	2,170	5,357	6,934	1,143	600	600
0043	Flex-One- plan fee	Administrative cost for 125 plan	0	85	110	68	100	100
0051	Dental Insurance - Non-LIUNA	Payments for employee dental benefits	207	255	330	1,741	2,000	2,000
0061	Vision Ins - Non-LIUNA	Payments for employee vision benefits	69	85	110	162	200	200
0071	LTD - Non-Safety	Payments for employee Life insurance benefits	207	255	330	203	200	200
0081	Life Insurance	Payments for employee Life insurance benefits	275	340	440	344	400	400
0092	Medicare Tax	Payments to Medicare systems for eligible employees	233	408	1,099	1,049	1,300	1,300
Subtotal Personnel Services:			76,869	71,050	126,494	124,421	141,900	149,100

Public Works Department
PROGRAM: Parks Administration

FUND: General Fund
ACCOUNT: 100-0-8410

Code	Code Description	Detail	Actual 2000-01	Actual 2001-02	Actual 2002-03	Actual 2003-04	Adjusted Budget 2004-05	Adopted Budget 2005-06
MAINTENANCE & OPERATION								
1029	Training & Education	Pesticide seminars and continuing education hours, Pacific Maint. Mgmt, School Irrg, Tree and Turf related programs.	199	1,002	1,177	85	1,000	1,000
1030	Consultant	Del Monte & CDR 218 Medians, Laguna Grande Park & Fire department landscape / irrigation consulting	0	0	1,513	1,300	0	0
2044	Copier Services	Maintenance for copiers, printers & fax	100	88	135	199	300	300
2049	Uniform Service / Laundry	Laundry for Supervisor + Crew Chief - replacement hats	423	894	619	1,420	1,000	1,000
2052	Radio Repair	Expenses for maintenance & upgrades on radios	0	294	499	500	0	0
2073	Subcontracted Work	Landscape Architect Designs/Plans Fire Department	1,334	581	0	1,000	500	500
3092	Stationery Supplies	Office supplies for Supervisor & Crew Chief	145	244	582	636	600	600
3095	Department Consumables	Printer cartridges, office equipment, filing and misc.	457	1,106	451	654	500	500
3097	Safety Equipment	Safety Boots x 13, Safety Jackets, Hard Hats, and misc equipment	1,800	3,917	4,079	4,170	2,000	2,000
4121	Meetings & Travel	City / Parks related meetings & travel	-81	1,000	1,700	1,998	1,500	1,500
4122	Dues & Membership	Pesticide / Backflow / Contr. Lic / C.P.R.S. / PAPA / APWA	0	368	211	364	1,500	1,500
4123	Books & Periodicals	Parks, and landscape related books, and periodicals	0	0	579	80	300	300
5132	Telephone	Cell phone & telephone costs	1,904	2,170	3,066	4,060	2,500	2,500
Subtotal Maintenance & Operations:			6,281	11,665	14,611	16,466	11,700	11,700
INTERNAL SERVICE CHARGES								
9395	Vehicle Maintenance	Transfer of funds for program share of city-wide vehicle maintenance cost	53,150	46,200	81,369	71,700	63,400	81,500
9396	Liability Insurance	Transfer of funds for program share of city-wide liability insurance cost	46,340	20,200	31,594	26,900	39,600	27,000
9397	Computer System	Transfer of funds for program share of city-wide computer network operation/maintenance cost	4,753	3,400	3,100	15,800	12,400	11,100

Public Works Department
PROGRAM: Parks Administration

FUND: General Fund
ACCOUNT: 100-0-8410

Code	Code Description	Detail	Actual 2000-01	Actual 2001-02	Actual 2002-03	Actual 2003-04	Adjusted Budget 2004-05	Adopted Budget 2005-06
	Subtotal Internal Service Charges:		104,243	69,800	116,063	114,400	115,400	119,600
	TOTAL ALL EXPENDITURES:		187,393	152,515	257,168	255,287	269,000	280,400

Public Works Department
PROGRAM: Parks Administration

FUND: Capital Outlay
ACCOUNT: 102-0-8410

Code	Code Description	Detail	Actual 2000-01	Actual 2001-02	Actual 2002-03	Actual 2003-04	Adjusted Budget 2004-05	Adopted Budget 2005-06
MAINTENANCE & OPERATION								
1030	Consultant	Parks and Recreation Master Plan	0	24,790	32,154	8,561	0	0
	Subtotal Maintenance & Operations:		0	24,790	32,154	8,561	0	0
TOTAL ALL EXPENDITURES:			0	24,790	32,154	8,561	0	0

Public Works Department
PROGRAM: Parks Facilities

FUND: General Fund
ACCOUNT: 100-0-8420

Code	Code Description	Detail	Actual 2000-01	Actual 2001-02	Actual 2002-03	Actual 2003-04	Adjusted Budget 2004-05	Adopted Budget 2005-06
PERSONNEL SERVICES								
0001	Salaries	.50 Equipment Operator, 0.5 Parks Maint Crew Chief, 2.0 Parks Maint Worker II	211,670	189,376	202,553	189,704	191,000	147,300
0002	Overtime	All authorized pay for overtime hours worked in accordance with FLSA requirements	15,910	16,080	18,327	18,131	15,000	15,000
0006	Workers Compensation	Program share of worker's compensation insurance cost	28,824	26,350	17,812	18,000	27,100	15,200
0009	Sick Leave Payoff	Annual payments to employees for unused sick leave accrual	0	0	0	2,216	0	2,600
0012	Vacation\Comp Time Payoff		0	0	0	1,293	0	0
0016	Deferred Compensation	City share of deferred compensation plan	0	0	924	965	1,400	1,100
0031	PERS Pension	Payments for Public Employees Retirement System	5,282	1,650	13	0	17,400	22,500
0033	LIUNA Pension	Supplemental pension for Misc City employees	0	6,541	9,552	4,465	8,400	6,300
0041	Medical Insurance - Non-LIUNA	Payments for non-SCEA employee medical benefits	133,205	0	0	0	0	0
0042	Medical Insurance - LIUNA H&W	Payments for SCEA employee medical benefits	13,321	19,380	24,955	21,598	22,800	17,100
0043	Flex-One- plan fee	Administrative cost for 125 plan	0	0	0	1	0	0
0071	LTD - Non-Safety	Payments for employee Life insurance benefits	848	617	794	451	600	400
0081	Life Insurance	Payments for employee Life insurance benefits	1,018	741	954	795	800	600
0092	Medicare Tax	Payments to Medicare systems for eligible employees	2,839	2,634	2,598	2,640	2,500	1,800
	Subtotal Personnel Services:		412,916	263,369	278,482	260,259	287,000	229,900
MAINTENANCE & OPERATION								
1029	Training & Education	Irrigation, Turf, Trees, Safety, Pesticide/Seminars, Continuing Education Hrs. (More of the crew will be licensed)	0	0	177	248	1,000	1,000

**Public Works Department
PROGRAM: Parks Facilities**

**FUND: General Fund
ACCOUNT: 100-0-8420**

Code	Code Description	Detail	Actual 2000-01	Actual 2001-02	Actual 2002-03	Actual 2003-04	Adjusted Budget 2004-05	Adopted Budget 2005-06
2049	Uniform Service / Laundry	Uniform Service For Crew Uniform services for crew, locker rentals and replacement of damaged items.	1,840	3,578	4,440	3,217	5,000	5,000
2052	Radio Repair	Repairs on truck radios possible County Fees, and other unforeseen expenses	300	981	988	1,000	1,000	1,000
2057	Pest Control	Subcontracted services for park structures, use of restricted chemicals, and unforeseen miscellaneous problem areas of parks and grounds.	0	0	1,500	105	0	0
2068	Refuse Disposal	No more dumping across street so bi-weekly trash runs to Marin. Paint, Haz Mat, extra large materials, concrete, stumps. Increased trips to dump and increased in fees.	1,000	387	1,331	2,577	4,300	4,300
2073	Subcontracted Work	Fences, Lighting, Plumbing Concrete work in Laguna Grande, Niel, Capra, Cunningham, Soliz & Metz, HOPE Services Contract	3,774	59,766	59,764	72,780	72,500	72,500
2087	Equipment Rental	Misc landscaping equipment and rental tools	1,287	1,582	500	523	50	500
3093	Janitorial Supplies	Garbage Bags, Brooms, Soap, Disinfectant, Paper Towels, and miscellaneous supplies.	432	994	1,484	352	1,000	1,000
3095	Department Consumables	Laguna Grande landscape, sod, plants, trees, trash cans, wood chips, fertilizers, landscape supplies, park necessities, benches, barbecues.	9,164	50,599	57,198	65,388	54,500	56,000
3097	Safety Equipment	Rain Gear, Gloves, Dust masks, Eye protection, Safety Vests, Hearing protection first aid kits	0	0	2,019	1,983	6,000	6,000
3099	Chemicals	Herbicide for Parks, Vacant lots, Government buildings, rec trails, and other landscaped areas	0	0	790	0	1,000	1,000
3106	Rock/Sand/Gravel	Decomposed granite for landscaping, sand for playgrounds and backfill, gravel, large rocks for landscape.	0	0	2,529	4,584	3,000	3,000
3107	Tools	Tools for equipment room, for maintenance of parks equipment and service items.	0	0	1,028	997	2,300	2,300
4121	Meetings & Travel	Pesticide Seminars, Tree Trimming and Safety Related Meetings	0	0	746	10	1,000	1,000
4122	Dues & Membership	Fees for PAPA, Pesticide Licenses, (more staff to be licensed)	0	0	140	170	500	500
5131	Gas & Electric	Continued rate increases	6,925	9,166	9,410	12,532	10,000	10,000

Public Works Department
PROGRAM: Parks Facilities

FUND: General Fund
ACCOUNT: 100-0-8420

Code	Code Description	Detail	Actual 2000-01	Actual 2001-02	Actual 2002-03	Actual 2003-04	Adjusted Budget 2004-05	Adopted Budget 2005-06
5132	Telephone	Cell phone charges for parks worker II's	0	0	169	0	0	0
5133	Water	Bottled Water Service for Crew	0	448	401	0	800	800
5136	Sewer Service Charge	Park Restrooms at Cutino, Laguna Grande, and Metz	283	0	0	0	300	300
	Subtotal Maintenance & Operations:		25,006	127,501	144,614	166,466	164,250	166,200
TOTAL ALL EXPENDITURES:			437,922	390,869	423,096	426,725	451,250	396,100

Public Works Department
PROGRAM: Parks Facilities

FUND: Capital Outlay
ACCOUNT: 102-0-8420

Code	Code Description	Detail	Actual 2000-01	Actual 2001-02	Actual 2002-03	Actual 2003-04	Adjusted Budget 2004-05	Adopted Budget 2005-06
DEBT SERVICE								
9608	Lease Payments	Mower (18,960), Dump Truck (3,080) Pick-up Truck (4,030)	0	0	0	0	0	26,100
9609	Lease Payments	Portion of Lift truck & Tractor w/ Attachments lease payment.	0	0	6,578	6,578	6,700	6,700
	Subtotal Debt Service:		0	0	6,578	6,578	6,700	32,800
CAPITAL OUTLAY								
8181	Vehicle Purchase	New vehicle purchase costs	0	149,200	54,537	0	0	0
8186	Public Works Equipment	Public Works department equipment purchase costs	0	0	23,852	13,189	1,500	0
8187	Department Equipment	Playground equipment replacement (parks to be identified) CDBG funding	0	14,625	0	0	0	0
	Subtotal Capital Outlay:		0	163,825	78,389	13,189	1,500	0
TOTAL ALL EXPENDITURES:			0	163,825	84,967	19,767	8,200	32,800

Public Works Department
PROGRAM: Parks Facilities

FUND: Community Dev Block Grant
ACCOUNT: 200-0-8420

Code	Code Description	Detail	Actual 2000-01	Actual 2001-02	Actual 2002-03	Actual 2003-04	Adjusted Budget 2004-05	Adopted Budget 2005-06
MAINTENANCE & OPERATION								
2073	Subcontracted Work	HOPE Contract services for Frt Ord clean-up	0	0	0	0	0	10,000
	Subtotal Maintenance & Operations:		0	0	0	0	0	10,000
TOTAL ALL EXPENDITURES:			0	0	0	0	0	10,000

**Public Works Department
PROGRAM: Parks Facilities**

**FUND: Gas Tax Select (2106)
ACCOUNT: 210-0-8420**

Code	Code Description	Detail	Actual 2000-01	Actual 2001-02	Actual 2002-03	Actual 2003-04	Adjusted Budget 2004-05	Adopted Budget 2005-06
PERSONNEL SERVICES								
0001	Salaries	.50 Equipment operator, 1.0 Parks Maint Worker I (Median Work, Irrigation, Landscape etc.)	12,327	19,836	54,666	54,087	65,600	67,300
0002	Overtime	All authorized pay for overtime hours worked in accordance with FLSA requirements	4,197	363	3,315	355	500	500
0006	Workers Compensation	Program share of worker's compensation insurance cost	2,040	2,970	9,788	8,900	9,400	7,000
0009	Sick Leave Payoff	Annual payments to employees for unused sick leave accrual	0	0	0	1,198	100	100
0012	Vacation\Comp Time Payoff		0	0	0	1,293	0	0
0016	Deferred Compensation	City share of deferred compensation plan	0	0	507	510	500	500
0031	PERS Pension	Payments for Public Employees Retirement System	-255	182	0	0	6,000	10,400
0033	LIUNA Pension	Supplemental pension for Misc City employees	0	752	1,460	2,650	3,200	3,200
0041	Medical Insurance - Non-LIUNA	Payments for non-SCEA employee medical benefits	7,565	0	0	0	0	0
0042	Medical Insurance - LIUNA H&W	Payments for SCEA employee medical benefits	757	1,895	5,960	8,239	8,600	8,600
0071	LTD - Non-Safety	Payments for employee Life insurance benefits	53	66	208	163	200	200
0081	Life Insurance	Payments for employee Life insurance benefits	53	66	208	220	300	300
0092	Medicare Tax	Payments to Medicare systems for eligible employees	18,064	275	694	785	1,000	1,000
	Subtotal Personnel Services:		44,800	26,405	76,806	78,400	95,400	99,100
MAINTENANCE & OPERATION								
3095	Department Consumables	Landscape material	0	3,205	15,155	15,119	14,000	14,000
3099	Chemicals	Round-up for street medians, alleys, curbs/gutters & sidewalks.	0	0	790	1,038	3,000	3,000
3107	Tools	Specialty edgers, and blades street medians.	0	0	1,658	1,499	1,500	1,500
5131	Gas & Electric	Irrigation Clocks & Controllers	49	286	238	228	250	250

Public Works Department
PROGRAM: Parks Facilities

FUND: Gas Tax Select (2106)
ACCOUNT: 210-0-8420

Code	Code Description	Detail	Actual 2000-01	Actual 2001-02	Actual 2002-03	Actual 2003-04	Adjusted Budget 2004-05	Adopted Budget 2005-06
5133	Water	Medians & frontage new planted irrigation area (Ord Grove med. On-line) proposed rate increases & shortage of rainfall.	22,204	38,725	36,343	49,849	40,000	40,000
	Subtotal Maintenance & Operations:		22,252	42,216	54,184	67,733	58,750	58,750
	CAPITAL OUTLAY							
8187	Department Equipment	Replacement trailer for mower	0	0	4,464	0	0	0
	Subtotal Capital Outlay:		0	0	4,464	0	0	0
	TOTAL ALL EXPENDITURES:		67,052	68,621	135,454	146,133	154,150	157,850

Public Works Department
PROGRAM: Parks Facilities

FUND: Highway User's (2106) Fund
ACCOUNT: 215-0-8420

Code	Code Description	Detail	Actual 2000-01	Actual 2001-02	Actual 2002-03	Actual 2003-04	Adjusted Budget 2004-05	Adopted Budget 2005-06
PERSONNEL SERVICES								
0001	Salaries	Direct salaries and wages for all regular full employed personnel	0	21,802	0	0	0	0
0002	Overtime	All authorized pay for overtime hours worked in accordance with FLSA requirements	0	1,589	0	0	0	0
	Subtotal Personnel Services:		0	23,391	0	0	0	0
MAINTENANCE & OPERATION								
5131	Gas & Electric	Gas and electric utility costs	0	80	0	0	0	0
	Subtotal Maintenance & Operations:		0	80	0	0	0	0
TOTAL ALL EXPENDITURES:			0	23,471	0	0	0	0

Public Works Department
PROGRAM: Community Projects

FUND: General Fund
ACCOUNT: 100-0-8430

Code	Code Description	Detail	Actual 2000-01	Actual 2001-02	Actual 2002-03	Actual 2003-04	Adjusted Budget 2004-05	Adopted Budget 2005-06
PERSONNEL SERVICES								
0001	Salaries	.25 Parks Maint. Crew Chief, 1.0 Parks Maint Worker I	28,568	54,608	51,629	70,507	56,700	51,900
0002	Overtime	Christmas Decorating, Parades, Special Events	12,376	14,971	12,345	13,714	12,000	12,000
0006	Workers Compensation	Program share of worker's compensation insurance cost	3,547	5,557	10,670	10,600	8,100	5,400
0009	Sick Leave Payoff	Annual payments to employees for unused sick leave accrual	0	0	0	1,132	500	500
0016	Deferred Compensation	City share of deferred compensation plan	0	0	595	621	500	500
0031	PERS Pension	Payments for Public Employees Retirement System	-347	72	0	0	5,200	8,000
0033	LIUNA Pension	Supplemental pension for Misc City employees	0	1,664	4,285	3,287	2,600	2,600
0041	Medical Insurance - Non-LIUNA	Payments for non-SCEA employee medical benefits	23,680	0	0	0	0	0
0042	Medical Insurance - LIUNA H&W	Payments for SCEA employee medical benefits	2,368	7,043	5,788	8,931	7,100	7,100
0071	LTD - Non-Safety	Payments for employee Life insurance benefits	142	211	174	182	200	200
0081	Life Insurance	Payments for employee Life insurance benefits	189	282	231	263	300	300
0092	Medicare Tax	Payments to Medicare systems for eligible employees	466	846	649	911	700	600
	Subtotal Personnel Services:		70,988	85,254	86,366	110,148	93,900	89,100
MAINTENANCE & OPERATION								
2049	Uniform Service / Laundry	Laundry uniform service & replacements.	565	1,330	1,968	2,193	2,050	2,050
2052	Radio Repair	Maintenance of handheld radios.	100	294	298	300	300	300
2087	Equipment Rental	Generators, Extra Seating / Stages, lighting for special events.	0	748	492	933	750	750
3095	Department Consumables	Chairs, Tables, Extension Cords, Cleaning Supplies, Decorations.	158	509	500	484	500	500
7168	Christmas Decorations	Banners, streetlight decorations citywide, Christmas trees for all departments, City Hall tree.	8,130	10,000	14,951	15,165	5,000	5,000

Public Works Department
PROGRAM: Community Projects

FUND: General Fund
ACCOUNT: 100-0-8430

Code	Code Description	Detail	Actual 2000-01	Actual 2001-02	Actual 2002-03	Actual 2003-04	Adjusted Budget 2004-05	Adopted Budget 2005-06
7175	Summer Park Concerts	Banners, concert supplies, and concert related work & lawn repairs, (summer related work)	2,000	1,999	5,844	3,672	3,000	3,000
	Subtotal Maintenance & Operations:		10,953	14,880	24,053	22,747	11,600	11,600
TOTAL ALL EXPENDITURES:			81,941	100,134	110,419	132,895	105,500	100,700

Public Works Department
PROGRAM: Community Projects

FUND: Capital Outlay
ACCOUNT: 102-0-8430

Code	Code Description	Detail	Actual 2000-01	Actual 2001-02	Actual 2002-03	Actual 2003-04	Adjusted Budget 2004-05	Adopted Budget 2005-06
DEBT SERVICE								
9609	Lease Payments	Portion of lift truck lease	0	0	2,744	299	300	300
	Subtotal Debt Service:		0	0	2,744	299	300	300
TOTAL ALL EXPENDITURES:			0	0	2,744	299	300	300

Public Works Department
PROGRAM: Irrigation

FUND: General Fund
ACCOUNT: 100-0-8440

Code	Code Description	Detail	Actual 2000-01	Actual 2001-02	Actual 2002-03	Actual 2003-04	Adjusted Budget 2004-05	Adopted Budget 2005-06
PERSONNEL SERVICES								
0001	Salaries	1.0 Parks Irrigation Specialist	25,856	61,459	58,402	53,867	49,800	45,000
0002	Overtime	On Call Repairs,Leaks/Breaks Water mains etc.	214	2,041	3,080	1,497	2,000	2,000
0006	Workers Compensation	Program share of worker's compensation insurance cost	2,867	7,474	8,730	8,600	7,100	4,700
0009	Sick Leave Payoff	Annual payments to employees for unused sick leave accrual	0	0	0	1,282	0	1,700
0016	Deferred Compensation	City share of deferred compensation plan	0	0	403	450	400	400
0031	PERS Pension	Payments for Public Employees Retirement System	0	437	0	0	4,600	7,000
0033	LIUNA Pension	Supplemental pension for Misc City employees	0	2,365	3,782	2,155	2,100	2,100
0041	Medical Insurance - Non-LIUNA	Payments for non-SCEA employee medical benefits	13,700	0	0	0	0	0
0042	Medical Insurance - LIUNA H&W	Payments for SCEA employee medical benefits	1,370	5,409	6,775	6,740	5,700	5,700
0043	Flex-One- plan fee	Administrative cost for 125 plan	0	0	0	1	0	0
0071	LTD - Non-Safety	Payments for employee Life insurance benefits	77	152	191	158	200	200
0081	Life Insurance	Payments for employee Life insurance benefits	116	229	286	253	200	200
0092	Medicare Tax	Payments to Medicare systems for eligible employees	340	911	822	770	800	700
	Subtotal Personnel Services:		44,539	80,477	82,471	75,773	72,900	69,700
MAINTENANCE & OPERATION								
2049	Uniform Service / Laundry	Laundry Service Replacement Uniforms - Hats.	56	132	208	268	500	500
2052	Radio Repair	Hand held radio remote irrigation controller / radio repairs. Communication devices in controllers	50	196	494	500	300	300
2073	Subcontracted Work	Repairs and maintenance to Laguna Grande irrigation well, controller work, mainline work (DM Blvd. medians & CDR 218)	0	5,595	4,471	3,993	6,000	6,000

Public Works Department
PROGRAM: Irrigation

FUND: General Fund
ACCOUNT: 100-0-8440

Code	Code Description	Detail	Actual 2000-01	Actual 2001-02	Actual 2002-03	Actual 2003-04	Adjusted Budget 2004-05	Adopted Budget 2005-06
2087	Equipment Rental	Trencher, and specialty irrigation related rental equipment & tools.	0	0	2,127	0	1,000	1,000
3095	Department Consumables	Continue irrigation upgrades all areas, water saving irrig. CDR 218, South Fremont and & DM Blvd. medians. 1 computer linked controller.	12,971	32,155	29,481	22,538	24,000	24,000
3097	Safety Equipment	Safety equipment for Irrigation dept.	0	0	501	539	500	500
3107	Tools	Cordless power tools, pipe tools, wrenches, saw blades, cutters, mapp gas, irrigation tools.	0	42	3,085	2,995	3,500	3,500
5131	Gas & Electric	Power for future controllers	450	0	0	0	0	0
5132	Telephone	Cell Phone for irrigation.	0	0	46	0	100	100
5133	Water	For City Parks, more irrigation in operation, rate increases, lack of rain.	56,430	52,773	52,843	61,301	70,000	70,000
	Subtotal Maintenance & Operations:		69,957	90,893	93,256	92,134	105,900	105,900
	TOTAL ALL EXPENDITURES:		114,496	171,370	175,727	167,907	178,800	175,600

Public Works Department
PROGRAM: Trees

FUND: General Fund
ACCOUNT: 100-0-8450

Code	Code Description	Detail	Actual 2000-01	Actual 2001-02	Actual 2002-03	Actual 2003-04	Adjusted Budget 2004-05	Adopted Budget 2005-06
PERSONNEL SERVICES								
0001	Salaries	.25 Parks Maint. Crew Chief, 1.0 Parks Maint Worker I	18,146	25,234	48,864	43,495	56,700	56,700
0002	Overtime	All authorized pay for overtime hours worked in accordance with FLSA requirements	295	2,573	669	1,155	2,000	2,000
0006	Workers Compensation	Program share of worker's compensation insurance cost	2,478	4,216	10,670	10,600	8,100	5,900
0009	Sick Leave Payoff	Annual payments to employees for unused sick leave accrual	0	0	0	1,281	1,000	1,000
0016	Deferred Compensation	City share of deferred compensation plan	0	0	596	621	500	500
0031	PERS Pension	Payments for Public Employees Retirement System	-600	259	0	0	5,200	8,700
0033	LIUNA Pension	Supplemental pension for Misc City employees	0	1,284	2,567	2,700	2,600	2,600
0041	Medical Insurance - Non-LIUNA	Payments for non-SCEA employee medical benefits	13,585	0	0	0	0	0
0042	Medical Insurance - LIUNA H&W	Payments for SCEA employee medical benefits	1,359	1,800	5,890	5,978	7,100	7,100
0043	Flex-One- plan fee	Administrative cost for 125 plan	0	0	0	1	0	0
0071	LTD - Non-Safety	Payments for employee Life insurance benefits	82	54	177	118	200	200
0081	Life Insurance	Payments for employee Life insurance benefits	109	72	236	225	300	300
0092	Medicare Tax	Payments to Medicare systems for eligible employees	175	338	626	569	700	700
	Subtotal Personnel Services:		35,627	35,830	70,295	66,743	84,400	85,700
MAINTENANCE & OPERATION								
1029	Training & Education	Tree cutting, trimming classes, and seminars.	0	0	0	0	200	200
2049	Uniform Service / Laundry	Replacement Uniforms, Laundry Service.	56	40	208	535	500	500
2052	Radio Repair	Hand Held & Truck Radio repairs, unforeseen City fees.	150	196	296	300	300	300
2057	Pest Control	Professional spraying for large, tall trees and excess pests.	0	0	1,500	0	1,000	1,000

Public Works Department
PROGRAM: Trees

FUND: General Fund
ACCOUNT: 100-0-8450

Code	Code Description	Detail	Actual 2000-01	Actual 2001-02	Actual 2002-03	Actual 2003-04	Adjusted Budget 2004-05	Adopted Budget 2005-06
2073	Subcontracted Work	Continue with much needed tree thinning & topping of park & City trees, Laguna Grande, Neil, Trinity, Stuart parks, and Oldemeyer Center.	0	5,000	15,575	9,905	12,000	12,000
3095	Department Consumables	Chainsaws, parts, pruners, saws, ropes, gear, new trees, tree stakes, & tree ties, fertilizer.	1,757	4,118	5,212	4,888	5,000	5,000
3097	Safety Equipment	Chainsaw safety equipment.	0	0	501	539	500	500
3107	Tools	Small tools and equipment purchases	0	0	3,946	0	2,000	2,000
		Subtotal Maintenance & Operations:	1,963	9,354	27,238	16,167	21,500	21,500
		TOTAL ALL EXPENDITURES:	37,591	45,184	97,533	82,910	105,900	107,200

Public Works Department
PROGRAM: Trees

FUND: Capital Outlay
ACCOUNT: 102-0-8450

Code	Code Description	Detail	Actual 2000-01	Actual 2001-02	Actual 2002-03	Actual 2003-04	Adjusted Budget 2004-05	Adopted Budget 2005-06
DEBT SERVICE								
9609	Lease Payments	Portion of Lift truck lease	0	0	3,862	419	420	420
	Subtotal Debt Service:		0	0	3,862	419	420	420
TOTAL ALL EXPENDITURES:			0	0	3,862	419	420	420

Public Works Department
PROGRAM: Equipment Maintenance Administration

FUND: Equipment Maintenance
ACCOUNT: 501-0-8510

Code	Code Description	Detail	Actual 2000-01	Actual 2001-02	Actual 2002-03	Actual 2003-04	Adjusted Budget 2004-05	Adopted Budget 2005-06
PERSONNEL SERVICES								
0001	Salaries	.10 Director of Public Works, .10 Senior Secretary, .10 Public Works Superintendent	29,592	12,231	14,999	21,069	22,700	24,600
0002	Overtime	All authorized pay for overtime hours worked in accordance with FLSA requirements	1,130	28	151	231	100	100
0006	Workers Compensation	Program share of worker's compensation insurance cost	3,649	1,246	1,764	700	800	600
0009	Sick Leave Payoff	Annual payments to employees for unused sick leave accrual	0	0	666	0	100	100
0012	Vacation\Comp Time Payoff	Payments to employees for unused vacation and/or compensation time accrual	0	0	15,021	112	100	100
0016	Deferred Compensation	City share of deferred compensation plan	0	0	352	351	400	400
0031	PERS Pension	Payments for Public Employees Retirement System	566	77	0	0	2,100	4,000
0032	PARS Pension	Payments for Public Agency Retirement System	0	26	686	741	800	900
0033	LIUNA Pension	Supplemental pension for Misc City employees	0	0	167	182	300	300
0041	Medical Insurance - Non-LIUNA	Payments for non-SCEA employee medical benefits	18,343	6,356	1,995	1,714	2,100	2,400
0042	Medical Insurance - LIUNA	Payments for SCEA employee medical benefits	966	1,467	665	546	600	600
0043	Flex-One- plan fee	Administrative cost for 125 plan	0	244	111	6	100	100
0051	Dental Insurance - Non-LIUNA	Payments for employee dental benefits	965	733	335	267	300	300
0061	Vision Ins - Non-LIUNA	Payments for employee vision benefits	322	244	110	21	100	100
0071	LTD - Non-Safety	Payments for employee Life insurance benefits	322	244	110	23	100	100
0081	Life Insurance	Payments for employee Life insurance benefits	644	489	221	144	200	200
0092	Medicare Tax	Payments to Medicare systems for eligible employees	254	41	148	165	200	200
Subtotal Personnel Services:			56,753	23,426	37,501	26,272	31,100	35,100

**Public Works Department
PROGRAM: Equipment Maintenance Administration**

**FUND: Equipment Maintenance
ACCOUNT: 501-0-8510**

Code	Code Description	Detail	Actual 2000-01	Actual 2001-02	Actual 2002-03	Actual 2003-04	Adjusted Budget 2004-05	Adopted Budget 2005-06
MAINTENANCE & OPERATION								
1029	Training & Education	Fire mechanic academy; update training	2,056	1,961	3,446	3,441	2,000	2,000
2044	Copier Services	General maintenance and repair	300	0	17	67	0	0
2052	Radio Repair	Mobile radio repair	500	0	0	0	0	0
2078	Other Expense	Misc. expenses: car wash tickets; hazardous waste disposal; permit alcomp.	200	0	0	1,208	500	500
3092	Stationery Supplies	General office supplies	0	319	332	397	400	400
3097	Safety Equipment	Miscellaneous personal safety equipment (protective vests, turnout coats)	501	1	305	111	400	400
3101	Printed Forms	Equipment repair orders	0	0	0	0	200	200
4121	Meetings & Travel	Expenses for meals & lodging during official functions	585	564	27	1,041	1,500	1,500
4122	Dues & Membership	Professional associations membership/ASE	200	140	300	360	400	400
4123	Books & Periodicals	Training manuals; trade publications	2,630	1,000	2,286	2,097	2,500	2,500
4124	Mail Services	Postage expense	0	0	0	14	0	0
5131	Gas & Electric	Utility expense	3,402	3,327	3,218	4,253	3,500	3,500
5132	Telephone	Phone expense	61	253	335	202	300	300
		Subtotal Maintenance & Operations:	10,434	7,564	10,266	13,181	11,700	11,700
CAPITAL OUTLAY								
8187	Department Equipment	Miscellaneous city department equipment purchase costs	0	0	107	0	500	500
		Subtotal Capital Outlay:	0	0	107	0	500	500

Public Works Department
PROGRAM: Equipment Maintenance Administration

FUND: Equipment Maintenance
ACCOUNT: 501-0-8510

Code	Code Description	Detail	Actual 2000-01	Actual 2001-02	Actual 2002-03	Actual 2003-04	Adjusted Budget 2004-05	Adopted Budget 2005-06
INTERNAL SERVICE CHARGES								
9395	Vehicle Maintenance	Transfer of funds for program share of city-wide vehicle maintenance cost	3,560	3,100	4,909	4,300	3,300	4,200
9396	Liability Insurance	Transfer of funds for program share of city-wide liability insurance cost	21,490	11,800	15,713	15,500	17,900	12,200
9397	Computer System	Transfer of funds for program share of city-wide computer network operation/maintenance cost	5,063	3,600	3,100	6,900	5,400	4,800
9398	Administration Charges	Charges for city-wide administration	0	0	0	0	43,310	52,300
		Subtotal Internal Service Charges:	30,113	18,500	23,722	26,700	69,910	73,500
		TOTAL ALL EXPENDITURES:	97,300	49,490	71,596	66,153	113,210	120,800

Public Works Department
PROGRAM: Heavy Equipment Maintenance

FUND: Equipment Maintenance
ACCOUNT: 501-0-8520

Code	Code Description	Detail	Actual 2000-01	Actual 2001-02	Actual 2002-03	Actual 2003-04	Adjusted Budget 2004-05	Adopted Budget 2005-06
PERSONNEL SERVICES								
0001	Salaries	2.0 Equipment Mechanics	88,586	130,461	136,250	139,948	165,200	107,000
0002	Overtime	All authorized pay for overtime hours worked in accordance with FLSA requirements	445	4,632	6,620	2,593	3,000	3,000
0006	Workers Compensation	Program share of worker's compensation insurance cost	10,884	12,552	23,103	20,200	23,500	11,100
0009	Sick Leave Payoff	Annual payments to employees for unused sick leave accrual	0	0	0	620	100	100
0011	Tool Allowance	Payments to employees for personal tool use	0	675	900	900	900	600
0016	Deferred Compensation	City share of deferred compensation plan	0	0	643	711	700	400
0031	PERS Pension	Payments for Public Employees Retirement System	120	1,059	0	0	15,000	16,300
0033	LIUNA Pension	Supplemental pension for Misc City employees	0	4,360	6,574	5,056	6,300	4,200
0041	Medical Insurance - Non-LIUNA	Payments for non-SCEA employee medical benefits	59,055	0	0	0	0	0
0042	Medical Insurance - LIUNA H&W	Payments for SCEA employee medical benefits	5,906	13,059	15,223	16,914	17,100	11,400
0071	LTD - Non-Safety	Payments for employee Life insurance benefits	345	382	446	393	500	300
0081	Life Insurance	Payments for employee Life insurance benefits	414	458	534	547	600	400
0092	Medicare Tax	Payments to Medicare systems for eligible employees	739	1,277	1,227	1,304	1,700	800
	Subtotal Personnel Services:		166,492	168,915	191,520	189,186	234,600	155,600
MAINTENANCE & OPERATION								
2049	Uniform Service / Laundry	Uniform and shop towel expense	1,829	2,452	2,932	3,495	3,200	3,200
2054	Equipment Repair	Shop equipment repair expense	266	413	1,661	855	1,000	1,000
2068	Refuse Disposal	Scrap tire and metal disposal	564	670	426	374	600	600
3095	Department Consumables	Welding supplies; hardware; chemicals	4,454	4,975	4,971	4,819	5,000	5,000

**Public Works Department
PROGRAM: Heavy Equipment Maintenance**

**FUND: Equipment Maintenance
ACCOUNT: 501-0-8520**

Code	Code Description	Detail	Actual 2000-01	Actual 2001-02	Actual 2002-03	Actual 2003-04	Adjusted Budget 2004-05	Adopted Budget 2005-06
3097	Safety Equipment	Safety boots; eye protection gear	30	905	86	264	300	300
3107	Tools	Misc. special shop tools	757	585	795	486	500	500
6144	Vehicle Parts	Vehicle repair parts eg: brakes;pumps;electrical;etc.	45,006	59,643	62,593	63,574	63,000	63,000
6145	Vehicle Fuel	Gasoline and diesel fuels	80,384	89,703	105,201	123,210	138,000	188,500
6146	Oil and Lubricants	Motor oil; transmission fluid; grease	2,981	3,492	3,988	4,909	4,800	5,600
6147	Tires	Car and truck tires; tubes	7,231	9,945	11,766	12,181	12,000	12,000
6148	Outside Repair	Transmission repair; radiator repair; wheel alignments	21,183	36,690	30,629	18,266	25,000	30,000
6149	Body Repairs and Painting	Collision repair; upgrading fleet appearance	13,134	19,106	22,597	11,455	15,000	15,000
	Subtotal Maintenance & Operations:		177,819	228,579	247,645	243,888	268,400	324,700
	CAPITAL OUTLAY							
8187	Department Equipment	Vehicle computer scan tools; equipment updates	25,164	25,109	21,780	19,812	20,000	20,000
	Subtotal Capital Outlay:		25,164	25,109	21,780	19,812	20,000	20,000
	TOTAL ALL EXPENDITURES:		369,475	422,603	460,945	452,886	523,000	500,300

Public Works Department
PROGRAM: Water Administration

FUND: Water Fund
ACCOUNT: 401-0-8610

Code	Code Description	Detail	Actual 2000-01	Actual 2001-02	Actual 2002-03	Actual 2003-04	Adjusted Budget 2004-05	Adopted Budget 2005-06
PERSONNEL SERVICES								
0001	Salaries	.10 Director of Public Works, .10 Senior Admin Secretary, .10 Public Works Superintendent, .20 Maint. Operations Supervisor, .34 Assoc Civil Engineer Seminars, meetings	31,589	22,434	73,228	76,117	64,300	64,700
0002	Overtime		343	1,502	620	388	100	100
0006	Workers Compensation	Program share of worker's compensation insurance cost	3,789	2,683	3,615	2,500	2,300	1,600
0009	Sick Leave Payoff	Annual payments to employees for unused sick leave accrual	0	0	0	394	100	100
0012	Vacation\Comp Time Payoff	Payments to employees for unused vacation and/or compensation time accrual	0	1,077	4,297	667	100	100
0016	Deferred Compensation	City share of deferred compensation plan	0	0	1,248	1,383	800	400
0031	PERS Pension	Payments for Public Employees Retirement System	706	194	0	203	5,900	10,300
0032	PARS Pension	Payments for Public Agency Retirement System	0	60	1,414	2,095	2,600	2,600
0033	LIUNA Pension	Supplemental pension for Misc City employees	0	1,135	2,464	1,168	300	300
0041	Medical Insurance - Non-LIUNA	Payments for non-SCEA employee medical benefits, includes 2.45 retirees	23,862	7,872	7,933	7,486	8,400	11,000
0042	Medical Insurance - LIUNA	Payments for SCEA employee medical benefits	1,611	3,297	3,737	3,543	600	600
0043	Flex-One- plan fee	Administrative cost for 125 plan	0	67	76	41	100	100
0051	Dental Insurance - Non-LIUNA	Payments for employee dental benefits	394	404	915	719	700	900
0061	Vision Ins - Non-LIUNA	Payments for employee vision benefits	66	67	76	67	100	100
0071	LTD - Non-Safety	Payments for employee Life insurance benefits	197	202	229	166	200	200
0081	Life Insurance	Payments for employee Life insurance benefits	460	471	533	424	400	400
0090	Employee Assistance Program	EAP program for all employees	0	0	0	0	0	300
0092	Medicare Tax	Payments to Medicare systems for eligible employees	360	224	854	950	800	800
Subtotal Personnel Services:			63,377	41,689	101,239	98,311	87,800	94,600

Public Works Department
PROGRAM: Water Administration

FUND: Water Fund
ACCOUNT: 401-0-8610

Code	Code Description	Detail	Actual 2000-01	Actual 2001-02	Actual 2002-03	Actual 2003-04	Adjusted Budget 2004-05	Adopted Budget 2005-06
MAINTENANCE & OPERATION								
1025	City Audit	Annual audit of city financial records	0	1,300	890	1,184	1,500	3,000
1029	Training & Education	AWWA, DOHS, Backflow Cert./ Awwa, CRWA workshops	88	2,587	342	551	2,000	2,000
2044	Copier Services	Repairs and general maint.	209	89	17	67	200	200
2053	Outside Printing Service	Doorhangers, forms, other printing	1,038	941	722	753	1,000	1,000
2078	Other Expense	Licenses and permits- DOHS	4,723	728	2,085	0	1,000	1,000
3092	Stationery Supplies	Office supplies and paper	209	196	155	200	200	200
3095	Department Consumables	Chlorine tester, parts for Well #3 & # 4 alarm system	63	776	668	181	750	750
3097	Safety Equipment	Safety boots, vests, hard hats	350	677	932	299	1,000	1,000
4121	Meetings & Travel	CRWA, AWWA Conferences	521	1,935	940	355	1,000	1,000
4122	Dues & Membership	CRWA, AWWA	976	806	1,056	425	1,000	1,000
4123	Books & Periodicals	Publications and subscriptions	752	255	78	134	300	300
4124	Mail Services	Mail costs including lease of equipment, PO BOX rental.	196	1,625	2,795	2,148	2,500	2,500
5132	Telephone	Telephone costs & cell phone, 2nd cell	3,097	1,771	1,633	1,522	2,000	2,000
9603	Depreciation Expense	Systematic amortization of fixed assets	0	0	52,437	0	0	0
9610	Bad Debt		0	1,009	672	213	100	100
	Subtotal Maintenance & Operations:		12,223	14,696	65,422	8,032	14,550	16,050
INTERNAL SERVICE CHARGES								
9395	Vehicle Maintenance	Transfer of funds for program share of city-wide vehicle maintenance cost	3,560	3,100	4,909	4,300	3,300	4,200
9396	Liability Insurance	Transfer of funds for program share of city-wide liability insurance cost	11,120	940	11,116	12,400	14,600	10,600
9397	Computer System	Transfer of funds for program share of city-wide computer network operation/maintenance cost	22,553	16,000	6,300	9,000	7,000	6,300

Public Works Department
PROGRAM: Water Administration

FUND: Water Fund
ACCOUNT: 401-0-8610

Code	Code Description	Detail	Actual 2000-01	Actual 2001-02	Actual 2002-03	Actual 2003-04	Adjusted Budget 2004-05	Adopted Budget 2005-06
9398	Administration Charges	Charges for city-wide administration	0	0	0	0	60,640	83,700
	Subtotal Internal Service Charges:		37,233	20,040	22,325	25,700	85,540	104,800
TOTAL ALL EXPENDITURES:			112,833	76,425	188,986	132,043	187,890	215,450

Public Works Department
PROGRAM: Water Operations & Maint

FUND: Water Fund
ACCOUNT: 401-0-8620

Code	Code Description	Detail	Actual 2000-01	Actual 2001-02	Actual 2002-03	Actual 2003-04	Adjusted Budget 2004-05	Adopted Budget 2005-06
PERSONNEL SERVICES								
0001	Salaries	1.0 Public Works Maint. Worker I, 1.0 Water Systems Specialist, 1.0 Water Systems Worker I	52,106	98,833	72,576	104,028	131,500	134,700
0002	Overtime	Emergency repairs and after hour calls	2,918	792	2,222	2,139	1,000	1,000
0006	Workers Compensation	Program share of worker's compensation insurance cost	5,413	10,827	18,517	18,300	18,700	13,900
0009	Sick Leave Payoff	Annual payments to employees for unused sick leave accrual	0	0	0	1,424	500	500
0012	Vacation\Comp Time Payoff	Payments to employees for unused vacation and/or compensation time accrual	0	1,499	0	0	100	100
0016	Deferred Compensation	City share of deferred compensation plan	0	0	643	736	1,100	1,100
0031	PERS Pension	Payments for Public Employees Retirement System	-977	730	0	0	11,900	20,700
0032	PARS Pension	Payments for Public Agency Retirement System	0	0	4	0	0	0
0033	LIUNA Pension	Supplemental pension for Misc City employees	0	2,808	3,324	3,774	6,300	6,300
0041	Medical Insurance - Non-LIUNA	Payments for non-SCEA employee medical benefits	40,495	0	0	0	0	0
0042	Medical Insurance - LIUNA H&W	Payments for SCEA employee medical benefits	4,050	10,187	9,653	13,351	17,100	17,100
0043	Flex-One- plan fee	Administrative cost for 125 plan	0	0	56	1	100	100
0071	LTD - Non-Safety	Payments for employee Life insurance benefits	142	179	282	277	400	400
0081	Life Insurance	Payments for employee Life insurance benefits	284	357	339	413	600	600
0092	Medicare Tax	Payments to Medicare systems for eligible employees	696	1,417	1,071	1,547	2,000	2,000
Subtotal Personnel Services:			105,126	127,629	108,687	145,990	191,300	198,500
MAINTENANCE & OPERATION								
1030	Consultant	SCADA. Meter / water read	0	0	309	500	1,000	1,000
2049	Uniform Service / Laundry	Laundry service	960	1,628	2,036	1,984	1,900	1,900

Public Works Department
PROGRAM: Water Operations & Maint

FUND: Water Fund
ACCOUNT: 401-0-8620

Code	Code Description	Detail	Actual 2000-01	Actual 2001-02	Actual 2002-03	Actual 2003-04	Adjusted Budget 2004-05	Adopted Budget 2005-06
2052	Radio Repair	Repair of truck / hand held radios	0	410	0	0	500	500
2072	Water Sampling	Annual source water sampling, lead copper testing, chlor	2,598	836	4,946	8,375	7,800	7,800
2073	Subcontracted Work	Repairs Well #3, maint. On Well # 4, SCADA.	15,109	17,003	1,150	5,133	33,000	33,000
2078	Other Expense	Miscellaneous expenses	0	0	0	728	0	0
3092	Stationery Supplies	Office supplies	0	77	34	100	100	100
3095	Department Consumables	Water meters, fire hydrants, plumbing supp. Concrete/ asphalt	54,005	39,512	52,086	30,214	64,000	64,000
3107	Tools	Small tools and equipment purchases	1,500	0	0	0	0	0
5131	Gas & Electric	Wells & tank site power	40,193	76,290	9,328	36,541	40,000	40,000
	Subtotal Maintenance & Operations:		114,365	135,756	69,889	83,575	148,300	148,300
	DEBT SERVICE							
9607	Lease Payments	Dump Truck (3,090), Pick-up Truck (4,030)	0	0	0	0	0	7,100
9608	Lease Payments	Backhoe Lease Payment	0	0	3,365	7,035	7,100	0
	Subtotal Debt Service:		0	0	3,365	7,035	7,100	7,100
	CAPITAL OUTLAY							
8186	Public Works Equipment	Public Works department equipment purchase costs	315	0	477	4,600	0	0
8187	Department Equipment	Stand alone portable generator. (Shared with Seaside County Sanitation District.)	12,226	-13	0	63	55,801	0
	Subtotal Capital Outlay:		12,541	-13	477	4,663	55,801	0
	TOTAL ALL EXPENDITURES:		232,032	263,372	182,418	241,263	402,501	353,900

Public Works Department
PROGRAM: Seaside Parking Authority

FUND: Laguna Grande Parking
ACCOUNT: 103-0-8710

Code	Code Description	Detail	Actual 2000-01	Actual 2001-02	Actual 2002-03	Actual 2003-04	Adjusted Budget 2004-05	Adopted Budget 2005-06
PERSONNEL SERVICES								
0001	Salaries	.30 Director of Public Works, .10 PW Superintendent, 1.0 Parks Maint Worker I, 1.3 Public Works Maint Wrkr I, 0.30 Street Sweeper, .05 Acctg Technician, .03 Finance Analyst	5,049	6,992	22,428	36,384	129,900	132,600
0002	Overtime	All authorized pay for overtime hours worked in accordance with FLSA requirements	2,876	978	1,072	528	100	100
0006	Workers Compensation	Program share of worker's compensation insurance cost	981	4,695	6,525	11,300	16,700	12,300
0009	Sick Leave Payoff	Annual payments to employees for unused sick leave accrual	0	0	0	240	100	100
0016	Deferred Compensation	City share of deferred compensation plan	0	0	119	143	800	800
0031	PERS Pension	Payments for Public Employees Retirement System	-95	32	0	0	11,700	20,300
0032	PARS Pension	Payments for Public Agency Retirement System	0	8	285	331	500	600
0033	LIUNA Pension	Supplemental pension for Misc City employees	0	0	512	3,321	5,600	5,600
0041	Medical Insurance - Non-LIUNA	Payments for non-SCEA employee medical benefits	4,605	29	118	508	1,300	1,500
0042	Medical Insurance - LIUNA H&W	Payments for SCEA employee medical benefits	457	670	2,685	3,449	15,100	15,100
0043	Flex-One- plan fee	Administrative cost for 125 plan	0	0	0	0	100	100
0051	Dental Insurance - Non-LIUNA	Payments for employee dental benefits	8	6	23	110	200	200
0061	Vision Ins - Non-LIUNA	Payments for employee vision benefits	8	6	24	6	100	100
0071	LTD - Non-Safety	Payments for employee Life insurance benefits	16	12	48	64	300	300
0081	Life Insurance	Payments for employee Life insurance benefits	40	29	117	156	700	700
0092	Medicare Tax	Payments to Medicare systems for eligible employees	78	108	319	481	1,700	1,700
Subtotal Personnel Services:			14,023	13,565	34,275	57,021	184,900	192,100

Public Works Department
PROGRAM: Seaside Parking Authority

FUND: Laguna Grande Parking
ACCOUNT: 103-0-8710

Code	Code Description	Detail	Actual 2000-01	Actual 2001-02	Actual 2002-03	Actual 2003-04	Adjusted Budget 2004-05	Adopted Budget 2005-06
MAINTENANCE & OPERATION								
1025	City Audit	Annual audit of city financial records	0	0	0	1,184	1,500	3,000
2068	Refuse Disposal	Clean up of illegal dumping, excess trash, large debris, hazardous materials.	0	205	630	0	1,000	1,000
2073	Subcontracted Work	Slurry seal parking lot, tree trimming, pressure washing, restriping, asphalt & concrete repair.	31,796	33,818	18,369	27,427	100,000	100,000
2090	Liability Insurance	Premium to be additional insured on city policy	0	21,139	26,487	20,574	0	0
3095	Department Consumables	Landscapc Maint. Plants/Supplies, Irrigation maintenance sup, new signs, new water saving irrigation controller	1,171	6,715	1,695	12,971	25,000	25,000
3099	Chemicals	Round-up, Pre-Emergent	0	260	296	0	1,200	1,200
5131	Gas & Electric	Lighting, irrigation controller, rate increases.	12,591	15,122	10,048	13,072	10,000	10,000
5133	Water	Landscaping irrigation, rate increases	1,494	1,879	17,538	8,224	15,000	15,000
		Subtotal Maintenance & Operations:	47,052	79,138	75,063	83,452	153,700	155,200
DEBT SERVICE								
9607	Lease Payments	Sweeper, Dump Truck, Pick-up Truck	0	0	0	0	0	20,100
		Subtotal Debt Service:	0	0	0	0	0	20,100
CAPITAL PROJECTS								
9193	Landscaping Project	Parking lot re-landscaping	0	0	165,158	0	0	0
9194	Prime Contractor	Parking lot re-landscaping	0	2,903	36,073	0	0	0
9195	Project Appurtenances	Lighting fixture project	0	101,672	0	0	0	0
		Subtotal Capital Projects:	0	104,575	201,231	0	0	0

Public Works Department
PROGRAM: Seaside Parking Authority

FUND: Laguna Grande Parking
ACCOUNT: 103-0-8710

Code	Code Description	Detail	Actual 2000-01	Actual 2001-02	Actual 2002-03	Actual 2003-04	Adjusted Budget 2004-05	Adopted Budget 2005-06
INTERNAL SERVICE CHARGES								
9396	Liability Insurance	Transfer of funds for program share of city-wide liability insurance cost	24,496	3,700	3,260	6,800	11,000	7,900
9397	Computer System	Transfer of funds for program share of city-wide computer network operation/maintenance cost	0	0	3,100	2,600	2,100	1,900
	Subtotal Internal Service Charges:		24,496	3,700	6,360	9,400	13,100	9,800
TOTAL ALL EXPENDITURES:			85,571	200,978	316,929	149,873	351,700	377,200

Public Works Department
PROGRAM: POMA JPA

FUND: POMA
ACCOUNT: 113-0-8730

Code	Code Description	Detail	Actual 2000-01	Actual 2001-02	Actual 2002-03	Actual 2003-04	Adjusted Budget 2004-05	Adopted Budget 2005-06
PERSONNEL SERVICES								
0001	Salaries	.10 Senior Secretary, .20 PW Superintendent, .20 Maint. Operations Supervisor, 1.0 Electrician, 1.5 PW Maint Worker I, 1.0 Parks Maint Worker, 1.0 HVAC Specialist I After hour calls	160,920	205,062	187,827	247,317	261,200	198,400
0002	Overtime		4,201	9,252	3,877	3,613	2,000	2,000
0006	Workers Compensation	Program share of worker's compensation insurance cost	19,809	21,559	16,842	32,600	33,300	17,700
0009	Sick Leave Payoff	Annual payments to employees for unused sick leave accrual	0	0	756	893	100	100
0012	Vacation\Comp Time Payoff	Payments to employees for unused vacation and/or compensation time accrual	0	615	0	0	100	100
0016	Deferred Compensation	City share of deferred compensation plan	0	0	1,411	1,649	2,000	1,600
0031	PERS Pension	Payments for Public Employees Retirement System	2,194	1,514	-217	40	21,300	30,500
0032	PARS Pension	Payments for Public Agency Retirement System	0	23	563	1,177	1,650	1,650
0033	LIUNA Pension	Supplemental pension for Misc City employees	0	6,909	8,151	7,709	9,600	7,500
0041	Medical Insurance - Non-LIUNA	Payments for non-SCEA employee medical benefits	87,471	3,613	1,524	3,007	3,700	4,200
0042	Medical Insurance - LIUNA H&W	Payments for SCEA employee medical benefits	8,391	17,891	20,997	28,997	26,300	20,600
0043	Flex-One- plan fee	Administrative cost for 125 plan	0	109	76	69	100	100
0051	Dental Insurance - Non-LIUNA	Payments for employee dental benefits	210	219	153	401	400	400
0061	Vision Ins - Non-LIUNA	Payments for employee vision benefits	105	109	76	30	100	100
0071	LTD - Non-Safety	Payments for employee Life insurance benefits	420	438	536	581	700	600
0081	Life Insurance	Payments for employee Life insurance benefits	734	766	843	1,046	1,100	900
0091	FICA Tax	Payments to Social Security systems for eligible employees	772	1,146	824	0	100	0
0092	Medicare Tax	Payments to Medicare systems for eligible employees	1,044	1,661	1,654	3,200	3,800	2,900
Subtotal Personnel Services:			286,270	270,886	245,893	332,329	367,550	289,350

Code	Code Description	Detail	Actual 2000-01	Actual 2001-02	Actual 2002-03	Actual 2003-04	Adjusted Budget 2004-05	Adopted Budget 2005-06
MAINTENANCE & OPERATION								
1029	Training & Education	Electrical, HVAC & boiler classes	1,665	4,179	0	802	5,000	5,000
1030	Consultant	Traffic signal/Engineering	870	0	0	0	15,000	15,000
2043	Temporary Contract Service	Labor services that are reimbursable	20,104	3,795	50,189	31,325	0	0
2044	Copier Services	General maint and up keep	300	45	18	89	200	200
2049	Uniform Service / Laundry	Laundry service/new employee uniforms	1,129	1,834	1,261	2,610	3,000	3,000
2068	Refuse Disposal	Dump fees, sweeping haul-offs	5,254	1,755	1,451	1,136	8,000	8,000
2073	Subcontracted Work	Plumbing AC, concrete, sweeping	429,616	231,316	174,401	162,545	242,300	242,300
2087	Equipment Rental	Inside lifts	76,844	56,749	3,409	2,260	10,000	10,000
3095	Department Consumables	Nuts, bolts, fixtures, bulbs & materials as needed	123,209	74,811	89,859	91,790	100,000	100,000
3097	Safety Equipment	Safety boots, vests, eye protection/ new employees	600	1,560	758	452	2,200	2,200
3099	Chemicals	Round-up, pre-emerent, no-foam for weeds	0	0	3,927	3,639	4,000	4,000
5132	Telephone	Phone bills, cell phones	1,528	1,706	745	1,060	2,500	2,500
		Subtotal Maintenance & Operations:	661,119	377,750	326,018	297,708	392,200	392,200
DEBT SERVICE								
9605	Interest Expense	Interest expenses on bonded debt	0	0	2,697	118	0	0
9607	Lease Payments	Annual lease payments	0	0	54,529	53,422	53,500	53,500
		Subtotal Debt Service:	0	0	57,226	53,540	53,500	53,500

Public Works Department
PROGRAM: POMA JPA

FUND: POMA
ACCOUNT: 113-0-8730

Code	Code Description	Detail	Actual 2000-01	Actual 2001-02	Actual 2002-03	Actual 2003-04	Adjusted Budget 2004-05	Adopted Budget 2005-06
CAPITAL OUTLAY								
8181	Vehicle Purchase	Street Sweeper and 3 Pick-ups - Purchased with a lease	0	211,318	68,133	0	0	0
8186	Public Works Equipment	Public Works department equipment purchase costs	44,853	5,233	0	0	0	90,000
	Subtotal Capital Outlay:		44,853	216,551	68,133	0	0	90,000
INTERNAL SERVICE CHARGES								
9395	Vehicle Maintenance	Transfer of funds for program share of city-wide vehicle maintenance cost	2,442	8,739	12,764	11,200	17,000	21,900
9396	Liability Insurance	Transfer of funds for program share of city-wide liability insurance cost	0	0	22,233	18,100	25,300	16,100
9397	Computer System	Transfer of funds for program share of city-wide computer network operation/maintenance cost	28,500	20,300	3,100	10,600	8,200	7,400
9398	Administration Charges	Charges for city-wide administration	0	0	0	0	121,280	146,500
	Subtotal Internal Service Charges:		30,942	29,039	38,097	39,900	171,780	191,900
TOTAL ALL EXPENDITURES:			1,023,185	894,226	735,367	723,477	985,030	1,016,950

Public Works Department
PROGRAM: SCSD Administration

FUND: Sanitation Dist General Fund
ACCOUNT: 951-0-8810

Code	Code Description	Detail	Actual 2000-01	Actual 2001-02	Actual 2002-03	Actual 2003-04	Adjusted Budget 2004-05	Adopted Budget 2005-06
PERSONNEL SERVICES								
0001	Salaries	.10 Director of Public Works, .10 Senior Admin Secretary, .10 Public Works Superintendent, .33 Assoc Civil Engineer	90,526	119,520	60,474	65,897	50,300	50,500
0002	Overtime	All authorized pay for overtime hours worked in accordance with FLSA requirements	2,337	-80	841	1,108	1,000	1,000
0006	Workers Compensation	Program share of worker's compensation insurance cost	4,643	4,437	10,758	2,000	1,800	1,300
0009	Sick Leave Payoff	Annual payments to employees for unused sick leave accrual	0	0	3,159	106	100	100
0010	Management Leave Payoff	Payments to management employees for unused management leave	0	0	360	0	100	100
0012	Vacation\Comp Time Payoff	Payments to employees for unused vacation and/or compensation time accrual	0	4,350	0	667	100	100
0016	Deferred Compensation	City share of deferred compensation plan	0	0	1,134	1,281	800	400
0018	Auto Allowance	Employee auto allowance expenses	0	10	181	169	0	0
0031	PERS Pension	Payments for Public Employees Retirement System	10,007	7,813	0	0	4,600	4,600
0032	PARS Pension	Payments for Public Agency Retirement System	0	75	1,497	1,750	2,000	2,000
0033	LIUNA Pension	Supplemental pension for Misc City employees	0	93	942	696	300	300
0041	Medical Insurance - Non-LIUNA	Payments for non-SCEA employee medical benefits. Includes 3.1 retirees	10,571	8,418	16,172	20,331	22,400	26,800
0042	Medical Insurance - LIUNA H&W	Payments for SCEA employee medical benefits	359	868	1,505	2,968	600	600
0043	Flex-One- plan fee	Administrative cost for 125 plan	0	38	65	15	100	100
0051	Dental Insurance - Non-LIUNA	Payments for employee dental benefits	218	264	785	618	500	600
0061	Vision Ins - Non-LIUNA	Payments for employee vision benefits	31	38	130	59	100	100
0071	LTD - Non-Safety	Payments for employee Life insurance benefits	62	75	130	128	100	100
0081	Life Insurance	Payments for employee Life insurance benefits	187	226	392	394	400	400
0090	Employee Assistance Program	EAP program for all employees	0	0	0	0	0	300

**Public Works Department
PROGRAM: SCSD Administration**

**FUND: Sanitation Dist General Fund
ACCOUNT: 951-0-8810**

Code	Code Description	Detail	Actual 2000-01	Actual 2001-02	Actual 2002-03	Actual 2003-04	Adjusted Budget 2004-05	Adopted Budget 2005-06
0092	Medicare Tax	Payments to Medicare systems for eligible employees	382	1,089	688	795	600	600
	Subtotal Personnel Services:		119,322	147,234	99,213	98,982	85,900	90,000
	MAINTENANCE & OPERATION							
1022	Legal Services	Claims for damage, lawyer / court fees	5,000	3,992	4,027	7,403	3,500	3,500
1025	City Audit	Department audit, outside services	3,289	4,500	4,500	2,368	3,000	6,000
1026	Medical Exams	DMV physicals for class B licenses	318	609	166	253	1,000	1,000
1029	Training & Education	Training programs shoring and confined space	424	392	128	812	1,000	1,000
1030	Consultant	Grease program & Engineering expertise	9,031	3,500	0	1,693	3,000	38,000
1040	Property Tax Admin Fees	Payments to the County for property tax administration	0	0	2,393	2,141	0	0
1041	State Waste Discharge Fee	Payment required by the state	0	0	0	4,251	4,300	4,300
2044	Copier Services	General maint and repairs	278	88	17	89	200	200
2052	Radio Repair	Repair of truck and hand held radios	500	0	0	0	300	300
2053	Outside Printing Service	Documents / budget / notices / business cards	0	51	49	200	200	200
2063	Publishing & Legal Advertising	Publishing costs	0	0	0	478	1,000	1,000
2076	City Overhead	City of Seaside overhead charge	27,511	25,305	38,750	26,800	60,640	73,500
2078	Other Expense	Licenses and permits	2,054	0	551	0	400	400
2090	Liability Insurance	Premium for district	0	1,500	0	4,700	7,050	7,050
3092	Stationery Supplies	Miscellaneous stationary supplies	0	176	184	158	200	200
3095	Department Consumables	Tools, supplies, other equipment as needed	65	2,275	81	197	970	970
4121	Meetings & Travel	Expense for meeting / training attendance	287	1,250	1,870	1,512	3,000	3,000
4122	Dues & Membership	Professional organizations & associations	0	125	216	0	500	500

Public Works Department
PROGRAM: SCSD Administration

FUND: Sanitation Dist General Fund
ACCOUNT: 951-0-8810

Code	Code Description	Detail	Actual 2000-01	Actual 2001-02	Actual 2002-03	Actual 2003-04	Adjusted Budget 2004-05	Adopted Budget 2005-06
4124	Mail Services	Postage expenses	5	49	75	27	100	100
5132	Telephone	Cell phone / long distance charges	1,973	16	0	82	500	500
9196	Impact Fees	Sanitation system impact fees distributed to Sanitation District member agencies	37,750	70,410	38,000	0	37,000	37,000
	Subtotal Maintenance & Operations:		88,485	114,238	91,007	53,164	127,860	178,720
	INTERNAL SERVICE CHARGES							
9699	Operating Transfer Out	Transfer of funds to another City fund	56,625	0	0	0	0	0
9396	Liability Insurance	Transfer of funds for program share of city-wide liability insurance cost	0	10,200	12,287	13,600	17,400	13,600
9397	Computer System	Transfer of funds for program share of city-wide computer network operation/maintenance cost	13,000	9,200	12,500	7,400	5,800	5,200
	Subtotal Internal Service Charges:		69,625	19,400	24,787	21,000	23,200	18,800
	TOTAL ALL EXPENDITURES:		277,432	280,872	215,007	173,146	236,960	287,520

Public Works Department
PROGRAM: SCSD Administration

FUND: Sanitation Dist Insurance Resv
ACCOUNT: 954-0-8810

Code	Code Description	Detail	Actual 2000-01	Actual 2001-02	Actual 2002-03	Actual 2003-04	Adjusted Budget 2004-05	Adopted Budget 2005-06
MAINTENANCE & OPERATION								
2088	Judgments/Damages	Payments for legal judgments and damage claims	0	401	12,626	3,246	5,000	5,000
	Subtotal Maintenance & Operations:		0	401	12,626	3,246	5,000	5,000
TOTAL ALL EXPENDITURES:			0	401	12,626	3,246	5,000	5,000

Public Works Department
PROGRAM: SCSD Operations

FUND: Sanitation Dist General Fund
ACCOUNT: 951-0-8820

Code	Code Description	Detail	Actual 2000-01	Actual 2001-02	Actual 2002-03	Actual 2003-04	Adjusted Budget 2004-05	Adopted Budget 2005-06
PERSONNEL SERVICES								
0001	Salaries	1.0 Public Works Main. Specialist, .20 Maint. Operations Supervisor, 1.0 Public Works Main. Worker I	91,840	59,060	102,039	114,913	111,700	113,000
0002	Overtime	After hours- sewage spills, back-ups	15,824	13,405	13,015	11,494	5,000	5,000
0006	Workers Compensation	Program share of worker's compensation insurance cost	12,377	11,785	7,054	13,400	14,500	10,600
0009	Sick Leave Payoff	Annual payments to employees for unused sick leave accrual	0	0	0	2,086	1,000	2,400
0012	Vacation/Comp Time Payoff	Payments to employees for unused vacation and/or compensation time accrual	0	10,173	68	0	100	100
0016	Deferred Compensation	City share of deferred compensation plan	0	0	736	797	800	800
0031	PERS Pension	Payments for Public Employees Retirement System	0	413	0	0	9,800	4,600
0032	PARS Pension	Payments for Public Agency Retirement System	0	0	14	658	600	600
0033	LIUNA Pension	Supplemental pension for Misc City employees	0	2,585	6,184	4,672	4,200	4,200
0041	Medical Insurance - Non-LIUNA	Payments for non-SCEA employee medical benefits	49,525	6,673	0	2,044	1,900	2,200
0042	Medical Insurance - LIUNA H&W	Payments for SCEA employee medical benefits	4,245	8,085	11,336	12,587	11,400	11,400
0043	Flex-One- plan fee	Administrative cost for 125 plan	0	64	89	12	100	100
0051	Dental Insurance - Non-LIUNA	Payments for employee dental benefits	0	0	0	240	200	200
0061	Vision Ins - Non-LIUNA	Payments for employee vision benefits	0	0	0	24	100	100
0071	LTD - Non-Safety	Payments for employee Life insurance benefits	270	257	359	317	300	300
0081	Life Insurance	Payments for employee Life insurance benefits	337	321	449	464	500	500
0090	Employee Assistance Program	EAP program for all employees	0	0	0	0	0	300
0092	Medicare Tax	Payments to Medicare systems for eligible employees	973	931	1,596	1,739	1,700	1,700
Subtotal Personnel Services:			175,392	113,753	142,939	165,447	163,900	158,100

**Public Works Department
PROGRAM: SCSD Operations**

**FUND: Sanitation Dist General Fund
ACCOUNT: 951-0-8820**

Code	Code Description	Detail	Actual 2000-01	Actual 2001-02	Actual 2002-03	Actual 2003-04	Adjusted Budget 2004-05	Adopted Budget 2005-06
MAINTENANCE & OPERATION								
1029	Training & Education	Training programs, seminars	0	0	139	850	1,000	1,000
2049	Uniform Service / Laundry	Laundry and new uniforms	1,129	1,834	2,650	2,610	2,500	2,500
2052	Radio Repair	Repairs to truck / hand held radios	0	95	0	0	600	600
2053	Outside Printing Service	SCSD letter head, envelopes	0	0	30	298	300	300
2054	Equipment Repair	Repairs to specialty vehicles, camera & equipment	0	9,052	1,710	5,867	10,000	10,000
2063	Publishing & Legal Advertising	Expense for publishing legal notices and other city info	0	0	0	97	300	300
2068	Refuse Disposal	Empty sewer debris, old manholes	25,266	320	0	0	1,000	1,000
2073	Subcontracted Work	Root treatment, MRWPCA, video inspection, other expenses	22,500	19,167	27,708	39,166	40,000	40,000
2087	Equipment Rental	Snorkel lift, trash pump, compressor, jack hammer	0	0	0	0	1,500	1,500
3092	Stationery Supplies	Paper for fax/printer/copy, pens , staples, folders	27	160	184	500	500	500
3095	Department Consumables	Hoses, chemicals, tools, pipe and manholes.	27,168	21,096	25,066	13,457	32,800	32,800
3097	Safety Equipment	Safety boots/vests/hard hats	349	816	773	299	1,000	1,000
4121	Meetings & Travel	Conferences, training & certificates, travel expenses	0	35	810	730	1,100	1,100
4122	Dues & Membership	APWA	0	0	0	0	500	500
4124	Mail Services	Mail costs including lease of equipment	0	0	4	0	100	100
5131	Gas & Electric	Lift station electricity	5,516	5,502	6,649	6,238	8,000	8,000
5132	Telephone	Office/ cell phone bill	3,279	4,490	4,871	4,536	5,000	5,000
	Subtotal Maintenance & Operations:		85,235	62,567	70,594	74,648	106,200	106,200
DEBT SERVICE								
9608	Lease Payments	Backhoe Lease payment	0	0	7,035	7,035	0	0
	Subtotal Debt Service:		0	0	7,035	7,035	0	0

Public Works Department
PROGRAM: SCSD Operations

FUND: Sanitation Dist General Fund
ACCOUNT: 951-0-8820

Code	Code Description	Detail	Actual 2000-01	Actual 2001-02	Actual 2002-03	Actual 2003-04	Adjusted Budget 2004-05	Adopted Budget 2005-06
CAPITAL OUTLAY								
8182	Computer Purchase	Computer hardware purchase costs	0	0	6,962	0	0	0
	Subtotal Capital Outlay:		0	0	6,962	0	0	0
INTERNAL SERVICE CHARGES								
9395	Vehicle Maintenance	Transfer of funds for program share of city-wide vehicle maintenance cost	14,160	12,300	64,310	56,600	43,400	55,800
9397	Computer System	Transfer of funds for program share of city-wide computer network operation/maintenance cost	5,000	3,600	0	0	0	0
	Subtotal Internal Service Charges:		19,160	15,900	64,310	56,600	43,400	55,800
TOTAL ALL EXPENDITURES:			279,786	192,220	291,840	303,730	313,500	320,100

Public Works Department
PROGRAM: SCSD Operations

FUND: San. District Cap. Outlay
ACCOUNT: 952-0-8820

Code	Code Description	Detail	Actual 2000-01	Actual 2001-02	Actual 2002-03	Actual 2003-04	Adjusted Budget 2004-05	Adopted Budget 2005-06
DEBT SERVICE								
9608	Lease Payments	Backhoe Lease payment	0	0	471	0	7,100	0
	Subtotal Debt Service:		0	0	471	0	7,100	0
CAPITAL OUTLAY								
8187	Department Equipment	Stand alone portable trailer, emergency generator	0	11,349	122	5,328	65,801	0
8188	Copy Machine	Purchase/Lease of equipment	0	0	0	27,985	0	0
	Subtotal Capital Outlay:		0	11,349	122	33,313	65,801	0
TOTAL ALL EXPENDITURES:								
			0	11,349	593	33,313	72,901	0

Public Works Department
PROGRAM: SCSD Operations

FUND: - San District Cap. Improv
ACCOUNT: 953-0-8820

Code	Code Description	Detail	Actual 2000-01	Actual 2001-02	Actual 2002-03	Actual 2003-04	Adjusted Budget 2004-05	Adopted Budget 2005-06
PERSONNEL SERVICES								
0001	Salaries	Direct salaries and wages for all regular full employed personnel	0	0	1,083	0	0	0
	Subtotal Personnel Services:		0	0	1,083	0	0	0
MAINTENANCE & OPERATION								
1030	Consultant	Miscellaneous professional consulting services	0	41,549	89,875	10,161	0	0
9197	Harcourt Avenue	Project Costs	0	95,000	0	0	0	0
	Subtotal Maintenance & Operations:		0	136,549	89,875	10,161	0	0
TOTAL ALL EXPENDITURES:								
			0	136,549	90,958	10,161	0	0

Public Works Department
PROGRAM: Engineering Administration

FUND: General Fund
ACCOUNT: 100-0-8910

Code	Code Description	Detail	Actual 2000-01	Actual 2001-02	Actual 2002-03	Actual 2003-04	Adjusted Budget 2004-05	Adopted Budget 2005-06
PERSONNEL SERVICES								
0001	Salaries	.17 Director of Public Works, .10 Senior Secretary, 1.0 Senior Civil Engineer, .33 Assoc. Engineer, 1.0 Engineering Tech, 1.0 Junior Engineer	52,736	194,646	101,714	172,742	231,900	259,800
0002	Overtime	All authorized pay for overtime hours worked in accordance with FLSA requirements (meeting attendance-MRWPCA / MPWMD / TAC / PC / BAR)	42	206	847	735	500	500
0006	Workers Compensation	Program share of worker's compensation insurance cost	3,569	8,528	12,786	11,000	9,300	6,700
0009	Sick Leave Payoff	Annual payments to employees for unused sick leave accrual	0	0	0	989	100	100
0012	Vacation\Comp Time Payoff	Payments to employees for unused vacation and/or compensation time accrual	0	25	0	2,005	100	1,800
0016	Deferred Compensation	City share of deferred compensation plan	0	0	977	2,314	2,300	1,900
0031	PERS Pension	Payments for Public Employees Retirement System	-268	289	30	28	22,900	40,800
0032	PARS Pension	Payments for Public Agency Retirement System	0	37	1,219	3,471	5,600	5,800
0033	LIUNA Pension	Supplemental pension for Misc City employees	0	2,162	4,333	3,781	4,400	4,400
0041	Medical Insurance - Non-LIUNA	Payments for non-SCEA employee medical benefits, includes 1.0 Retiree	19,882	9,215	11,162	16,249	25,100	30,000
0042	Medical Insurance - LIUNA H&W	Payments for SCEA employee medical benefits	1,197	2,799	4,059	9,897	12,000	12,000
0043	Flex-One- plan fee	Administrative cost for 125 plan	0	47	68	68	100	100
0051	Dental Insurance - Non-LIUNA	Payments for employee dental benefits	419	490	1,285	1,313	2,200	2,400
0061	Vision Ins - Non-LIUNA	Payments for employee vision benefits	40	47	135	122	300	300
0071	LTD - Non-Safety	Payments for employee Life insurance benefits	160	187	270	382	600	600
0081	Life Insurance	Payments for employee Life insurance benefits	439	513	609	812	1,400	1,400
0092	Medicare Tax	Payments to Medicare systems for eligible employees	441	1,776	1,153	1,959	3,500	3,500
Subtotal Personnel Services:			78,657	220,966	140,647	227,867	322,300	372,100

Public Works Department
PROGRAM: Engineering Administration

FUND: General Fund
ACCOUNT: 100-0-8910

Code	Code Description	Detail	Actual 2000-01	Actual 2001-02	Actual 2002-03	Actual 2003-04	Adjusted Budget 2004-05	Adopted Budget 2005-06
MAINTENANCE & OPERATION								
1029	Training & Education	Engineering regulatory classes - Caltrans sponsored classes	1,016	1,023	1,662	2,758	3,500	3,500
1030	Consultant	Extra Staff Support - Traffic Engineering/Surveyor Services	1,345	17,116	117,033	33,628	30,000	40,000
1035	Consultant	Cable franchise negotiations	0	0	0	0	0	70,000
2043	Temporary Contract Service	Contracted architect/engineer - staff augmentation	3,363	5,439	583	2,695	3,000	3,000
2044	Copier Services	Maintenance service for PW copy machine	256	453	159	105	200	200
2052	Radio Repair	Base station & hand held radio	100	0	0	0	400	400
2053	Outside Printing Service	Colored copies/blue prints/aerial prints/flyers	215	1,614	325	394	1,500	1,500
2054	Equipment Repair	Traffic counters/plotter service/oversized copier	0	0	0	1,609	500	500
2078	Other Expense	Digital Filers	380	1,180	941	1,012	600	600
3092	Stationery Supplies	Expenses for miscellaneous office supplies	2,517	1,834	3,353	2,828	2,500	2,500
3095	Department Consumables	Blueprint paper/plotter paper & ink/traffic counter supplies/ paint	973	2,046	1,582	4,942	2,500	2,500
3097	Safety Equipment	Safety boots for staff	250	928	0	408	500	500
3102	Computer Supplies	Software updates	0	300	2,502	1,551	1,500	1,500
4121	Meetings & Travel	Lodging and meetings out of town	217	1,059	1,282	1,582	2,000	2,000
4122	Dues & Membership	APWA/CSPE/AWWA/TAMC/USA	7,500	7,619	8,000	8,645	10,000	12,000
4123	Books & Periodicals	Technical books/Subdivision map act/Caltrans Manuals	249	300	134	507	500	500
4124	Mail Services	Postage expense	315	1,500	829	1,263	2,500	2,500
5132	Telephone	Phone & cellular phone service	4,347	8,150	14,714	15,204	11,500	11,500
Subtotal Maintenance & Operations:			23,042	50,560	153,099	79,131	73,200	155,200

Public Works Department
PROGRAM: Engineering Administration

FUND: General Fund
ACCOUNT: 100-0-8910

Code	Code Description	Detail	Actual 2000-01	Actual 2001-02	Actual 2002-03	Actual 2003-04	Adjusted Budget 2004-05	Adopted Budget 2005-06
INTERNAL SERVICE CHARGES								
9395	Vehicle Maintenance	Transfer of funds for program share of city-wide vehicle maintenance cost	3,560	3,100	6,996	6,200	4,800	6,100
9396	Liability Insurance	Transfer of funds for program share of city-wide liability insurance cost	11,830	7,200	8,860	12,400	13,300	12,300
9397	Computer System	Transfer of funds for program share of city-wide computer network operation/maintenance cost	14,890	10,500	3,100	13,700	10,700	9,600
		Subtotal Internal Service Charges:	30,280	20,800	18,956	32,300	28,800	28,000
		TOTAL ALL EXPENDITURES:	131,979	292,326	312,702	339,298	424,300	555,300

Public Works Department
PROGRAM: Engineering Administration

FUND: Capital Outlay
ACCOUNT: 102-0-8910

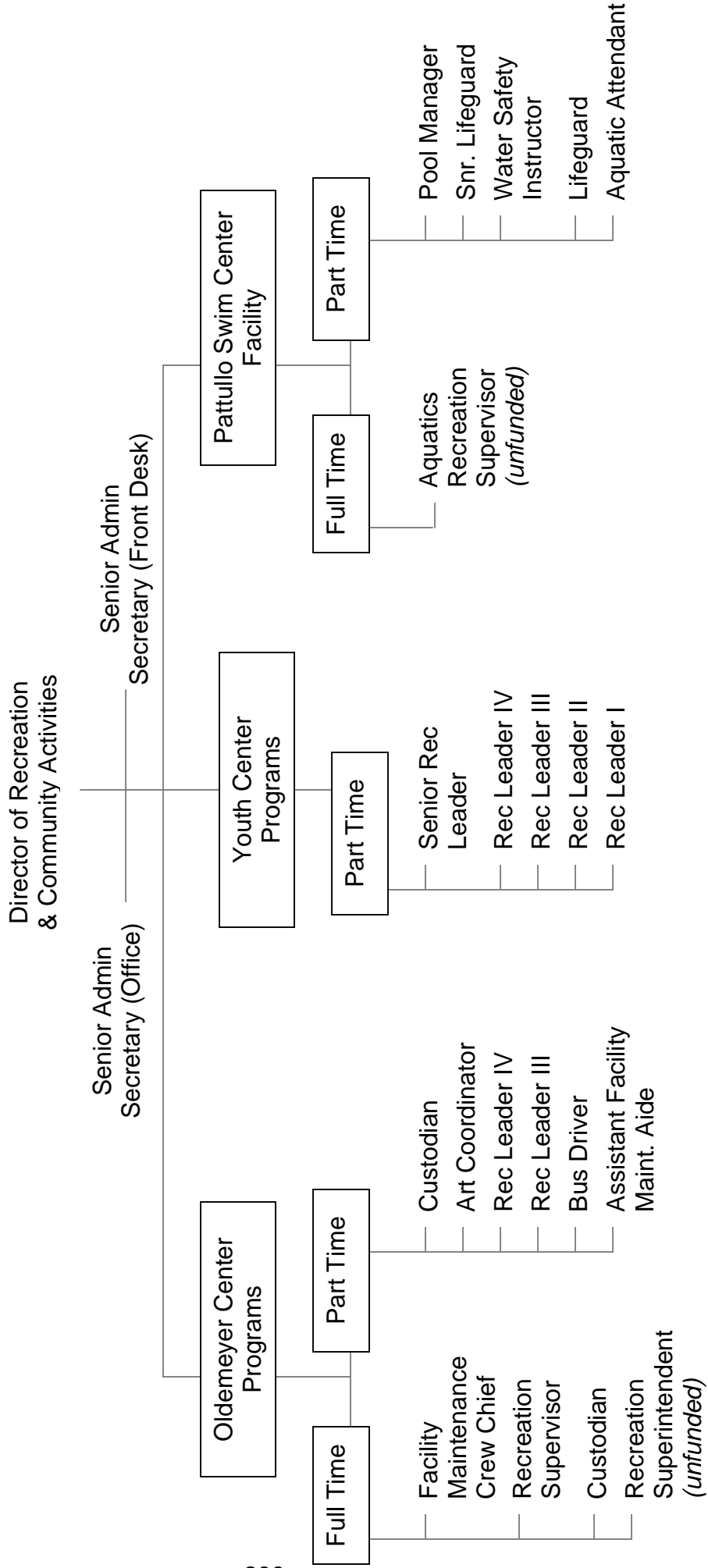
Code	Code Description	Detail	Actual 2000-01	Actual 2001-02	Actual 2002-03	Actual 2003-04	Adjusted Budget 2004-05	Adopted Budget 2005-06
CAPITAL OUTLAY								
8187	Department Equipment	Map storage containers / hanging file	0	0	1,494	0	2,000	2,000
8188	Copy Machine	Purchase/Lease of equipment	0	0	4,837	0	0	0
8189	Plotter/Printer	Purchase/Lease of equipment	0	0	0	20,819	0	0
	Subtotal Capital Outlay:		0	0	6,331	20,819	2,000	2,000
TOTAL ALL EXPENDITURES:			0	0	6,331	20,819	2,000	2,000

Recreation & Community Activities





City of Seaside
**Recreation and Community
 Activity Department**



**CITY OF SEASIDE
RECREATION AND COMMUNITY ACTIVITIES DEPARTMENT
FISCAL YEAR 2005-2006**

DEPARTMENT MISSION STATEMENT

The Recreation and Community Activities Department of the City of Seaside is Committed to Strengthening Our Community Through People, Play and Partnerships

DEPARTMENT DESCRIPTION

The Recreation and Community Activities Department provides a wide range of recreational programming and leisure services for the City of Seaside. We are in the business of “creating community” for our residents and committed to providing programs that are well organized, safe and fun for the entire family.

The Department is responsible for the overall operations of recreation and leisure service programs, events, and activities for youth, seniors and families. This includes the management of four major recreation facilities; the Oldemeyer Multi-Use Center, Pattullo Swim Center, Youth and Education Center and new Community Center at Soper Field. The Department is staffed with six full time positions: Director, Senior Administrative Secretary, Senior Administrative Secretary/Front Desk Operations, Recreation Supervisor. These positions are supported by a dedicated part-time staff committed to providing excellent recreation services.

PROGRAM GOALS

The following program and facility improvements are scheduled for FY 2005-2006.

- Completion of Parks and Recreation Master Plan with the Public Works Department
- Reopen the Pattullo Swim Center
- Review and recommend changes to current RCA Department fees and charges
- Computerize cash collection system at the Pattullo Swim Center
- Maintain ongoing sports programs for elementary and middle school youth
- Maintain ongoing senior and youth programs
- Establishing summer youth playground program at Soper Field
- Establish a Recreation Leader IV position to enhance senior programs and services

- Continue to improve the level of maintenance and janitorial support of all recreation facilities

PROGRAM HIGHLIGHTS FOR FY 2004-2005

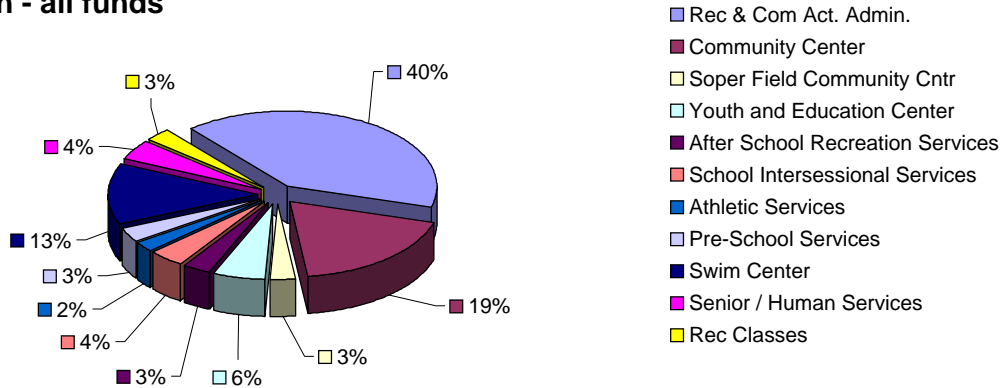
- Opened the new Community Center and ballfield at Soper Field
- 50th Birthday for the City of Seaside
- Establishment of tree give-a-way program and Arbor Day celebration
- Establishment of a Spanish language program brochure
- Designated department liaison for the Historical Commission
- Submitted grant application for Wheeler Street Tennis Court
- Raised \$5,000 for the purchase of a water slide for Pattullo Swim Center
- Held one year anniversary at Pattullo Swim Center attracting over 300 participants
- Developed mandatory 4 hour monthly training program at Pattullo Swim Center
- Developed monthly newsletter for Kids Club parents
- Developed senior citizen calendar for mass mailing
- Developed inventory system for purchasing of supplies for senior programs
- Sponsored with Monterey Bay Beauty College a day of salon, haircuts and massage for teens at YEC
- * Sponsored with KIDD Summer Music Festival attracting over 1200 attendees
- Computerized cash collection system at the Oldemeyer Center
- Expand participation in ongoing sports programs for youth 6 to 10 years old
- Enhance our partnership with MPUSD to enhance quality of sports program for middle school youth
- Develop Junior Lifesaving program
- Develop open houses for pre-school and youth program parents
- Increased the number of fee based instructor class offerings for the citizens of Seaside

FINANCIAL NOTES

- Recreation Aquatics position is currently vacant, unfunded and frozen
- Recreation Superintendent position is currently vacant, unfunded and frozen


Recreation & Community Activities

05-06 Adopted Budget by function - all funds

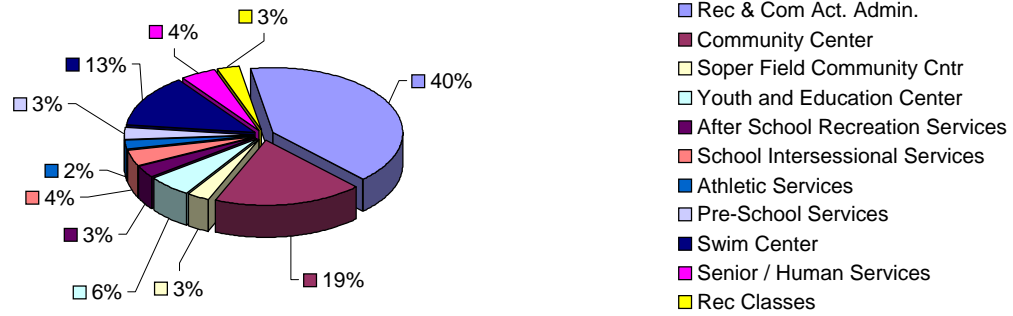


	Personnel	Maintenance & Operation	Debt Service	Internal Service	Capital Outlay	Total
Rec & Com Act. Admin.	464,300	48,800	-	83,000	-	596,100
Community Center	143,000	130,200	-	-	-	273,200
Soper Field Community Cntr	38,000	4,300	-	-	-	42,300
Youth and Education Center	62,850	19,300	-	-	-	82,150
After School Recreation Services	37,780	5,500	-	-	-	43,280
School Intercessional Services	46,700	10,827	-	-	-	57,527
Athletic Services	25,700	7,500	-	-	-	33,200
Pre-School Services	42,330	3,600	-	-	-	45,930
Swim Center	169,300	24,300	-	-	-	193,600
Senior / Human Services	40,400	23,441	-	-	-	63,841
Rec Classes	-	41,000	-	-	-	41,000
Total	1,070,360	318,768	-	83,000	-	1,472,128

05-06 Adopted Budget by type - all funds



**05-06 Adopted Budget
by function - general fund**



	Personnel	Maintenance & Operation	Debt Service	Internal Service	Capital Outlay	Total
Rec & Com Act. Admin.	464,300	48,800	-	83,000	-	596,100
Community Center	143,000	129,900	-	-	-	272,900
Soper Field Community Cntr	38,000	4,300	-	-	-	42,300
Youth and Education Center	62,850	19,300	-	-	-	82,150
After School Recreation Services	37,780	5,500	-	-	-	43,280
School Intersessional Services	46,700	10,827	-	-	-	57,527
Athletic Services	25,700	7,500	-	-	-	33,200
Pre-School Services	42,330	3,600	-	-	-	45,930
Swim Center	169,300	24,300	-	-	-	193,600
Senior / Human Services	40,400	23,441	-	-	-	63,841
Rec Classes	-	41,000	-	-	-	41,000
	1,070,360	318,468	-	83,000	-	1,471,828

**05-06 Adopted Budget
by type - general fund**



Recreation and Community Activities Department
PROGRAM: Recreation Administration

FUND: General Fund
ACCOUNT: 100-0-9100

Code	Code Description	Detail	Actual 2000-01	Actual 2001-02	Actual 2002-03	Actual 2003-04	Adjusted Budget 2004-05	Adopted Budget 2005-06
PERSONNEL SERVICES								
0001	Salaries	1.0 Director Cult&Leis Svcs, 2.0 Senior Admin Secretary, 1.0 Facility Maint Crew Chief, 1.0 Custodian	79,890	88,640	235,275	259,593	272,200	272,600
0002	Overtime	All authorized pay for overtime hours worked in accordance with FLSA requirements	153	450	3,360	2,082	1,000	2,000
0006	Workers Compensation	Program share of worker's compensation insurance cost	330	383	17,459	3,900	7,400	6,200
0009	Sick Leave Payoff	Annual payments to employees for unused sick leave accrual	0	0	877	2,392	500	2,500
0010	Management Leave Payoff	Payments to management employees for unused management leave	0	0	2,314	0	500	500
0012	Vacation\Comp Time Payoff	Payments to employees for unused vacation and/or compensation time accrual	0	0	962	1,376	500	500
0016	Deferred Compensation	City share of deferred compensation plan	0	0	3,068	3,460	3,400	3,400
0020	Part-time Hourly Wages	Direct salaries and wages for all regular part-time employed personnel	0	236	70,688	61,416	72,700	72,700
0031	PERS Pension	Payments for Public Employees Retirement System	646	348	0	0	31,200	48,900
0032	PARS Pension	Payments for Public Agency Retirement System	0	169	3,217	5,428	5,600	5,700
0033	LIUNA Pension	Supplemental pension for Misc City employees	0	0	2,580	5,551	6,300	6,300
0041	Medical Insurance - Non-LIUNA	Payments for non-SCEA employee medical benefits, 1.0 Retiree	13,917	1,553	4,045	11,202	15,500	17,600
0042	Medical Insurance - LIUNA H&W	Payments for SCEA employee medical benefits	1,241	2,566	18,084	17,612	17,100	17,100
0043	Flex-One- plan fee	Administrative cost for 125 plan	0	11	80	95	200	200
0051	Dental Insurance - Non-LIUNA	Payments for employee dental benefits	0	0	0	917	1,100	1,100
0061	Vision Ins - Non-LIUNA	Payments for employee vision benefits	11	11	80	149	200	200
0071	LTD - Non-Safety	Payments for employee Life insurance benefits	87	90	634	679	700	700
0081	Life Insurance	Payments for employee Life insurance benefits	163	169	1,190	1,345	1,500	1,500
0090	Employee Assistance Program	EAP program for all employees	0	0	0	0	0	200
0091	FICA Tax	Payments to Social Security systems for eligible employees	757	636	4,150	2,011	100	100

Recreation and Community Activities Department
PROGRAM: Recreation Administration

FUND: General Fund
ACCOUNT: 100-0-9100

Code	Code Description	Detail	Actual 2000-01	Actual 2001-02	Actual 2002-03	Actual 2003-04	Adjusted Budget 2004-05	Adopted Budget 2005-06
0092	Medicare Tax	Payments to Medicare systems for eligible employees	824	692	3,781	3,946	4,300	4,300
	Subtotal Personnel Services:		98,019	95,954	371,844	383,154	442,000	464,300
	MAINTENANCE & OPERATION							
1030	Consultant	Grant writing and fund raising consultant for Pattulo Swim Center	0	5,764	0	6,010	3,600	3,600
2043	Temporary Contract Service	Temporary help, and City of Monterey lifeguard for Seaside Beach	0	11,840	3,572	4,245	3,800	3,800
2049	Uniform Service / Laundry	Expenses for laundering of uniforms and uniform services. Added \$300 for steel toe boots for Crew Chief and Custodian	0	0	5,567	3,162	3,800	3,800
2054	Equipment Repair	Funded by room rental charges	0	0	1,048	0	800	800
2073	Subcontracted Work	Funded by room rental charges - Tri County Fire, First Alarm, and Mountain Cable for Oldemeyer Center	0	0	1,604	11,197	1,000	1,000
2087	Equipment Rental	Funded by room rental charges	0	0	0	0	500	500
3092	Stationery Supplies	Expenses for miscellaneous office supplies	238	1,044	819	599	600	600
3093	Janitorial Supplies	Funded by room rental charges	0	0	21,951	10,160	12,000	12,000
3095	Department Consumables	Miscellaneous expenses for department supplies and equipment	7,331	4,861	4,786	4,601	4,200	4,200
3104	Computer Software	Rec. Ware Support for the Year.	0	0	1,491	2,246	4,250	4,300
3107	Tools	Funded by room rental charges	0	0	3,246	819	2,500	2,500
4121	Meetings & Travel	CPRS Conference	938	1,602	834	431	1,200	1,200
4122	Dues & Membership	Annual dues for personal and city memberships	568	736	997	1,170	1,100	1,100
4124	Mail Services	Mail costs including lease of equipment	0	3,398	11	953	4,600	4,600
5132	Telephone	Telephone costs	1,287	3,056	4,602	2,676	4,800	4,800
	Subtotal Maintenance & Operations:		10,362	32,301	50,528	48,269	48,750	48,800

Recreation and Community Activities Department
PROGRAM: Recreation Administration

FUND: General Fund
ACCOUNT: 100-0-9100

Code	Code Description	Detail	Actual 2000-01	Actual 2001-02	Actual 2002-03	Actual 2003-04	Adjusted Budget 2004-05	Adopted Budget 2005-06
INTERNAL SERVICE CHARGES								
9395	Vehicle Maintenance	Transfer of funds for program share of city-wide vehicle maintenance cost	19,480	16,900	18,164	16,000	12,300	15,800
9396	Liability Insurance	Transfer of funds for program share of city-wide liability insurance cost	57,610	32,200	40,036	36,800	46,200	26,500
9397	Computer System	Transfer of funds for program share of city-wide computer network operation/maintenance cost	9,563	6,800	21,900	58,100	45,300	40,700
		Subtotal Internal Service Charges:	86,653	55,900	80,100	110,900	103,800	83,000
		TOTAL ALL EXPENDITURES:	195,035	184,155	502,472	542,323	594,550	596,100

Recreation and Community Activities Department
PROGRAM: Community Center

FUND: General Fund
ACCOUNT: 100-0-9200

Code	Code Description	Detail	Actual 2000-01	Actual 2001-02	Actual 2002-03	Actual 2003-04	Adjusted Budget 2004-05	Adopted Budget 2005-06
PERSONNEL SERVICES								
0001	Salaries	1.0 Comm. Svcs Prog. Coordinator	197,289	242,844	56,580	62,120	59,100	59,100
0002	Overtime	All authorized pay for overtime hours worked in accordance with FLSA requirements	4,692	5,952	4,816	6,066	4,000	4,000
0006	Workers Compensation	Program share of worker's compensation insurance cost	5,100	8,049	11,110	2,200	4,000	3,400
0009	Sick Leave Payoff	Annual payments to employees for unused sick leave accrual	0	0	1,250	1,301	500	500
0010	Management Leave Payoff	Payments to management employees for unused management leave	0	0	0	0	100	100
0012	Vacation\Comp Time Payoff	Payments to employees for unused vacation and/or compensation time accrual	0	0	5,854	108	0	3,000
0016	Deferred Compensation	City share of deferred compensation plan	0	0	328	362	400	400
0020	Part-time Hourly Wages	Direct salaries and wages for all regular part-time employed personnel	0	2,695	33,274	24,531	42,500	42,500
0031	PERS Pension	Payments for Public Employees Retirement System	562	730	0	0	8,100	11,800
0032	PARS Pension	Payments for Public Agency Retirement System	0	0	0	2,418	2,700	2,700
0033	LIUNA Pension	Supplemental pension for Misc City employees	0	4,311	8,066	22	2,100	2,100
0041	Medical Insurance - Non-LIUNA	Payments for non-SCEA employee medical benefits	68,990	0	0	7,615	9,700	11,000
0042	Medical Insurance - LIUNA H&W	Payments for SCEA employee medical benefits	6,899	13,485	6,141	476	0	0
0051	Dental Insurance - Non-LIUNA	Payments for employee dental benefits	0	0	0	1,004	1,200	1,200
0061	Vision Ins - Non-LIUNA	Payments for employee vision benefits	0	0	0	86	100	100
0071	LTD - Non-Safety	Payments for employee Life insurance benefits	484	473	215	164	200	200
0081	Life Insurance	Payments for employee Life insurance benefits	484	473	215	187	200	200
0091	FICA Tax	Payments to Social Security systems for eligible employees	4,204	4,748	1,983	1,207	100	100
0092	Medicare Tax	Payments to Medicare systems for eligible employees	2,425	2,740	458	339	600	600
Subtotal Personnel Services:			291,129	286,500	130,290	110,206	135,600	143,000

Recreation and Community Activities Department
PROGRAM: Community Center

FUND: General Fund
ACCOUNT: 100-0-9200

Code	Code Description	Detail	Actual 2000-01	Actual 2001-02	Actual 2002-03	Actual 2003-04	Adjusted Budget 2004-05	Adopted Budget 2005-06
MAINTENANCE & OPERATION								
1029	Training & Education	CPRS Conference, Training for 30 hour part-time staff, training for Day Camp Workers	705	2,605	0	0	1,000	1,000
2043	Temporary Contract Service	Expenses for temporary, short-term contractual services	459	5,542	1,121	40	500	500
2044	Copier Services	For copy machine and duplicator	10,725	8,285	5,791	4,811	6,000	6,000
2048	Typewriter Repair	For typewriter and fax machine repair	59	160	0	0	100	100
2050	Photo Service	Photo developing expenses	262	-47	0	0	0	0
2053	Outside Printing Service	Expenses for reproduction and printing conducted by private contractors	475	589	464	104	100	100
2063	Publishing & Legal Advertising	Expenses for publishing legal notices, job announcements, and other city information	15,313	7,626	11,302	8,027	13,000	15,000
2070	Alarm Service	Contract alarm service expenses	4,211	5,064	5,386	4,382	6,000	7,000
2073	Subcontracted Work	Miscellaneous contracts for services rendered in support of department	0	13,519	0	0	0	0
2075	Contract Services	One voice Mural Project (03-04 moved to City Council Budget, funded by Mayors Youth fund)	0	7,500	7,500	0	0	0
2087	Equipment Rental	Miscellaneous expenses for rental of equipment	0	879	0	50	0	0
3092	Stationery Supplies	Expenses for miscellaneous office supplies	6,393	4,087	5,074	1,472	4,200	4,200
3093	Janitorial Supplies	Expenses for miscellaneous janitorial and cleaning supplies	6,011	549	1,636	0	0	0
3095	Department Consumables	Miscellaneous expenses for department supplies and equipment	7,069	7,571	9,536	9,871	7,900	7,900
4121	Meetings & Travel	CPRS Conference	1,385	1,510	975	-14	1,000	1,000
4122	Dues & Membership	CPRS Dues	0	505	0	395	400	400
4124	Mail Services	Mail costs including lease of equipment	372	1,301	2,110	993	2,000	2,000
5132	Telephone	Telephone costs	9,092	12,000	12,156	11,805	12,800	12,800
7166	Annual Parade		0	341	0	0	0	0
7168	Christmas Decorations	Decorations for Interior of Oldemyer Center.	0	150	401	11	400	400

Recreation and Community Activities Department
PROGRAM: Community Center

FUND: General Fund
ACCOUNT: 100-0-9200

Code	Code Description	Detail	Actual 2000-01	Actual 2001-02	Actual 2002-03	Actual 2003-04	Adjusted Budget 2004-05	Adopted Budget 2005-06
7171	Art Commission Activities	Equipment for fixtures of art gallery including lighting, art hanging, panels, etc...	1,915	140	1,080	1,877	1,600	1,600
7172	City Birthday	Fireworks \$6000, security, entertainment, sound,	554	350	11,379	12,188	24,005	13,200
7174	Black History / Ethnic Month	Entertainment and Refreshments	1,100	0	494	150	500	500
7175	Summer Park Concerts	Promotion, entertainment, sound system, restrooms, security.	11,036	14,270	13,679	15,429	14,000	14,000
7176	International Festival	Promotion, entertainment, sound system, restrooms, security.	5,984	5,423	9,703	7,975	0	0
7178	Fall Fun Festival	Summer Music Festival- August 10 and 11.	7,175	7,236	5,432	8,069	0	0
7179	Parade of Champions	Entertainment, sound, bands, officials and awards.	9,117	9,710	3,810	9,170	12,000	12,000
7180	Hot Cars Cool Nights	Trophies, bathroom rentals, sound and D.J., promotion	2,800	2,124	2,229	1,996	1,500	1,500
7181	Halloween Party	Games, prizes, bounce houses, promotion	984	465	1,341	767	1,000	1,000
7182	Holiday Snow Festival	Snow, lights, bounce house, gifts pony rides	7,768	5,442	1,747	6,876	7,000	7,000
7183	La Posada	Entertainment, promotion, piñatas, refreshments, sound system	958	675	975	2,016	1,600	1,600
7184	Cinco De Mayo	Entertainment, promotion, piñatas, candy, bathrooms	4,191	212	3,344	4,271	4,200	4,700
7185	Jazz Art Show	Entertainment, promotion, piñatas, candy, bathrooms. \$3000 includes scholarships which were in trust fund accounts.	7,030	6,402	10,128	10,071	10,800	10,800
7186	Easter Egg Hunt	Promotion, eggs, candy, characters, bounce houses.	1,375	0	1,351	2,755	2,600	2,600
7187	Bach Festival	Entertainment, sound system, refreshments, media promotion.	550	354	1,098	275	700	700
	Subtotal Maintenance & Operations:		125,067	132,538	131,242	125,832	136,905	129,600

Recreation and Community Activities Department
PROGRAM: Community Center

FUND: General Fund
ACCOUNT: 100-0-9200

Code	Code Description	Detail	Actual 2000-01	Actual 2001-02	Actual 2002-03	Actual 2003-04	Adjusted Budget 2004-05	Adopted Budget 2005-06
INTERNAL SERVICE CHARGES								
9397	Computer System	Transfer of funds for program share of city-wide computer network operation/maintenance cost	17,740	11,600	0	0	0	0
		Subtotal Internal Service Charges:	17,740	11,600	0	0	0	0
TOTAL ALL EXPENDITURES:			433,936	430,637	261,532	236,038	272,505	272,600

Recreation and Community Activities Department
PROGRAM: Community Center

FUND: Capital Outlay
ACCOUNT: 102-0-9200

Code	Code Description	Detail	Actual 2000-01	Actual 2001-02	Actual 2002-03	Actual 2003-04	Adjusted Budget 2004-05	Adopted Budget 2005-06
CAPITAL OUTLAY								
8187	Department Equipment	Miscellaneous city department equipment purchase costs	15,681	1,730	0	0	0	0
	Subtotal Capital Outlay:		15,681	1,730	0	0	0	0
TOTAL ALL EXPENDITURES:			15,681	1,730	0	0	0	0

Recreation and Community Activities Department
PROGRAM: Community Center

FUND: Employee Events
ACCOUNT: 254-0-9200

Code	Code Description	Detail	Actual 2000-01	Actual 2001-02	Actual 2002-03	Actual 2003-04	Adjusted Budget 2004-05	Adopted Budget 2005-06
MAINTENANCE & OPERATION								
7190	Employee Events		0	0	2,760	2,842	300	300
	Subtotal Maintenance & Operations:		0	0	2,760	2,842	300	300
TOTAL ALL EXPENDITURES:			0	0	2,760	2,842	300	300

Recreation and Community Activities Department
PROGRAM: Soper Field Community Center

FUND: General Fund
ACCOUNT: 100-0-9250

Code	Code Description	Detail	Actual 2000-01	Actual 2001-02	Actual 2002-03	Actual 2003-04	Adjusted Budget 2004-05	Adopted Budget 2005-06
PERSONNEL SERVICES								
0002	Overtime	All authorized pay for overtime hours worked in accordance with FLSA requirements	0	0	0	0	0	100
0020	Part-time Hourly Wages	Direct salaries and wages for all regular part-time employed personnel	0	0	0	0	44,500	36,500
0032	PARS Pension	Payments for Public Agency Retirement System	0	0	0	0	600	600
0091	FICA Tax	Payments to Social Security systems for eligible employees	0	0	0	0	100	100
0092	Medicare Tax	Payments to Medicare systems for eligible employees	0	0	0	0	700	700
	Subtotal Personnel Services:		0	0	0	0	45,900	38,000
MAINTENANCE & OPERATION								
1029	Training & Education	Training programs, seminars and reimbursements for educational courses	0	0	0	0	600	0
2049	Uniform Service / Laundry	Staff uniforms and tee-shirts	0	0	0	0	1,000	0
2054	Equipment Repair	For repair of any equipment for facility maintenance	0	0	0	0	400	400
2073	Subcontracted Work	Facility or program subcontract needs	0	0	0	176	1,000	1,000
3092	Stationery Supplies	Stationary supplies for the front desk	0	0	0	0	900	900
3095	Department Consumables	Consumables for the new community center. (Front desk and program areas.)	0	0	0	1,459	2,000	2,000
3104	Computer Software	RECWARE, INCODE and PUBLISHER	0	0	0	0	2,600	0
	Subtotal Maintenance & Operations:		0	0	0	1,635	8,500	4,300
TOTAL ALL EXPENDITURES:			0	0	0	1,635	54,400	42,300

Recreation and Community Activities Department
PROGRAM: Soper Field Community Center

FUND:
ACCOUNT: 255-0-9250

Code	Code Description	Detail	Actual 2000-01	Actual 2001-02	Actual 2002-03	Actual 2003-04	Adjusted Budget 2004-05	Adopted Budget 2005-06
CAPITAL OUTLAY								
8187	Department Equipment	Miscellaneous city department equipment purchase costs	0	0	0	36,295	0	0
	Subtotal Capital Outlay:		0	0	0	36,295	0	0
TOTAL ALL EXPENDITURES:			0	0	0	36,295	0	0

Recreation and Community Activities Department
PROGRAM: Youth And Education Center

FUND: General Fund
ACCOUNT: 100-0-9310

Code	Code Description	Detail	Actual 2000-01	Actual 2001-02	Actual 2002-03	Actual 2003-04	Adjusted Budget 2004-05	Adopted Budget 2005-06
PERSONNEL SERVICES								
0001	Salaries	Direct salaries and wages for all regular full employed personnel	39,670	38,063	0	0	0	0
0006	Workers Compensation	Program share of worker's compensation insurance cost	1,176	2,587	0	0	2,400	2,400
0017	PARS ARS - 457	Payments for Public Agency Retirement System alternate retirement system	0	0	0	0	0	250
0020	Part-time Hourly Wages	Direct salaries and wages for all regular part-time employed personnel	0	1,694	49,254	53,368	56,300	56,300
0031	PERS Pension	Payments for Public Employees Retirement System	0	-11	0	0	3,000	3,000
0032	PARS Pension	Payments for Public Agency Retirement System	0	0	0	0	250	0
0091	FICA Tax	Payments to Social Security systems for eligible employees	1,612	1,723	1,938	1,813	100	100
0092	Medicare Tax	Payments to Medicare systems for eligible employees	368	394	444	760	800	800
			42,826	44,450	51,636	55,941	62,850	62,850
MAINTENANCE & OPERATION								
1027	Background Investigation	Fingerprint Checks for Staff	340	224	1,152	960	700	700
1029	Training & Education	Training programs, seminars and reimbursements for educational courses	0	0	0	400	300	300
2054	Equipment Repair	Sound Room Equipment, VCRs, Pool Tables	700	700	1,000	0	1,000	1,000
2073	Subcontracted Work	Teen talent show, outreach activities, field trips, and teen & middle school parties	4,169	3,570	8,517	11,894	9,000	9,000
3093	Janitorial Supplies	Funded by YEC Janitorial Fund. Expenses for miscellaneous janitorial and cleaning supplies	338	311	0	1,191	700	700
3095	Department Consumables	Refreshments, prizes, equipment, videos, and sport equipment.	5,237	4,160	7,957	9,201	7,600	7,600
			10,785	8,965	18,626	23,646	19,300	19,300

Recreation and Community Activities Department
PROGRAM: Youth And Education Center

FUND: General Fund
ACCOUNT: 100-0-9310

Code	Code Description	Detail	Actual 2000-01	Actual 2001-02	Actual 2002-03	Actual 2003-04	Adjusted Budget 2004-05	Adopted Budget 2005-06
CAPITAL OUTLAY								
8182	Computer Purchase	Computer hardware purchase costs	27,620	3,900	0	0	2,447	0
	Subtotal Capital Outlay:		27,620	3,900	0	0	2,447	0
TOTAL ALL EXPENDITURES:			81,231	57,314	70,262	79,587	84,597	82,150

Recreation and Community Activities Department
PROGRAM: Youth And Education Center

FUND: - Youth Center Maintenance
ACCOUNT: 253-0-9310

Code	Code Description	Detail	Actual 2000-01	Actual 2001-02	Actual 2002-03	Actual 2003-04	Adjusted Budget 2004-05	Adopted Budget 2005-06
CAPITAL OUTLAY								
8183	Communication Equipment	Network & Phone upgrade	0	0	7,731	3,326	0	0
	Subtotal Capital Outlay:		0	0	7,731	3,326	0	0
TOTAL ALL EXPENDITURES:			0	0	7,731	3,326	0	0

Recreation and Community Activities Department
PROGRAM: After School Recreation Svcs.

FUND: General Fund
ACCOUNT: 100-0-9320

Code	Code Description	Detail	Actual 2000-01	Actual 2001-02	Actual 2002-03	Actual 2003-04	Adjusted Budget 2004-05	Adopted Budget 2005-06
PERSONNEL SERVICES								
0001	Salaries	Direct salaries and wages for all regular full employed personnel	42,118	23,844	1,539	43	0	0
0002	Overtime	All authorized pay for overtime hours worked in accordance with FLSA requirements	37	109	0	0	0	0
0006	Workers Compensation	Program share of worker's compensation insurance cost	1,065	2,300	0	0	1,600	1,600
0017	PARS ARS - 457	Payments for Public Agency Retirement System alternate retirement system	0	0	0	0	0	280
0020	Part-time Hourly Wages	Direct salaries and wages for all regular part-time employed personnel	0	664	22,614	21,489	34,000	34,000
0031	PERS Pension	Payments for Public Employees Retirement System	0	0	0	0	1,000	1,000
0032	PARS Pension	Payments for Public Agency Retirement System	0	0	0	0	300	300
0091	FICA Tax	Payments to Social Security systems for eligible employees	2,605	1,563	1,492	1,127	100	100
0092	Medicare Tax	Payments to Medicare systems for eligible employees	620	372	356	312	500	500
	Subtotal Personnel Services:		46,444	28,852	26,001	22,971	37,500	37,780
MAINTENANCE & OPERATION								
1029	Training & Education	Training for Kids Club Staff	0	0	0	300	300	300
2043	Temporary Contract Service	Transportation for field trips and special guests.	0	0	0	446	500	500
2063	Publishing & Legal Advertising	Expenses for publishing legal notices, job announcements, and other city information	0	0	0	0	0	1,000
3095	Department Consumables	Games, videos, refreshments, paper products, arts and crafts supplies, school materials	1,299	3,267	3,917	3,873	3,700	3,700
	Subtotal Maintenance & Operations:		1,299	3,267	3,917	4,619	4,500	5,500
	TOTAL ALL EXPENDITURES:		47,743	32,120	29,918	27,590	42,000	43,280

Recreation and Community Activities Department
PROGRAM: School Intersessional Services

FUND: General Fund
ACCOUNT: 100-0-9330

Code	Code Description	Detail	Actual 2000-01	Actual 2001-02	Actual 2002-03	Actual 2003-04	Adjusted Budget 2004-05	Adopted Budget 2005-06
PERSONNEL SERVICES								
0001	Salaries	Direct salaries and wages for all regular full employed personnel	21,074	33,428	850	293	0	0
0006	Workers Compensation	Program share of worker's compensation insurance cost	521	1,150	0	0	1,800	1,800
0020	Part-time Hourly Wages	Direct salaries and wages for all regular part-time employed personnel	0	4,979	44,091	45,890	42,700	42,700
0031	PERS Pension	Payments for Public Employees Retirement System	0	0	0	0	1,000	1,000
0032	PARS Pension	Payments for Public Agency Retirement System	0	0	0	0	500	500
0091	FICA Tax	Payments to Social Security systems for eligible employees	1,286	2,530	2,400	2,693	100	100
0092	Medicare Tax	Payments to Medicare systems for eligible employees	297	584	555	641	600	600
		Subtotal Personnel Services:	23,177	42,671	47,896	49,517	46,700	46,700
MAINTENANCE & OPERATION								
1029	Training & Education	Summer Playground Staff Training.	0	0	0	500	500	500
2063	Publishing & Legal Advertising	Advertising for new Middle School Adventure Camp promotion.	0	0	1,482	0	1,000	2,500
2073	Subcontracted Work	Five Field trips @ \$600 including bus transport. 2 for summer camp, 1 for Easter Camp, Xmas Camp, and Fall Camp. One Field trip @ \$600 for new Middle School Summer Adventure camp.	595	802	5,090	6,015	5,327	5,327
3095	Department Consumables	Includes a summer refreshments, paper products, games, arts and crafts supplies, and sports equipment for 12 week sessions for Elementary School Day Camp at Oldemeyer Center (\$1,800) and Middle School Summer Camp (\$600).	1,623	1,729	4,132	2,049	2,500	2,500
		Subtotal Maintenance & Operations:	2,218	2,531	10,704	8,564	9,327	10,827
TOTAL ALL EXPENDITURES:			25,396	45,201	58,600	58,081	56,027	57,527

Recreation and Community Activities Department
PROGRAM: Swim Center

FUND: General Fund
ACCOUNT: 100-0-9400

Code	Code Description	Detail	Actual 2000-01	Actual 2001-02	Actual 2002-03	Actual 2003-04	Adjusted Budget 2004-05	Adopted Budget 2005-06
PERSONNEL SERVICES								
0001	Salaries	1.0 Rec Supervisor-Aquatics	111,863	129,424	16,746	0	0	0
0002	Overtime	All authorized pay for overtime hours worked in accordance with FLSA requirements	0	1,327	-4,167	525	0	0
0006	Workers Compensation	Program share of worker's compensation insurance cost	3,099	5,462	7,760	1,900	5,000	5,000
0016	Deferred Compensation	City share of deferred compensation plan	0	0	111	0	0	0
0017	PARS ARS - 457	Payments for Public Agency Retirement System alternate retirement system	0	0	0	0	0	1,000
0020	Part-time Hourly Wages	Direct salaries and wages for all regular part-time employed personnel	0	0	86,496	45,697	153,000	153,000
0031	PERS Pension	Payments for Public Employees Retirement System	0	0	0	0	7,000	7,000
0032	PARS Pension	Payments for Public Agency Retirement System	0	0	0	0	1,000	1,000
0033	LIUNA Pension	Supplemental pension for Misc City employees	0	430	962	0	0	0
0041	Medical Insurance - Non-LIUNA	Payments for non-SCEA employee medical benefits	60	0	0	0	0	0
0042	Medical Insurance - LIUNA H&W	Payments for SCEA employee medical benefits	6	1,274	2,304	0	0	0
0043	Flex-One- plan fee	Administrative cost for 125 plan	0	0	39	0	0	0
0071	LTD - Non-Safety	Payments for employee Long Term Disability benefits	0	0	78	0	0	0
0081	Life Insurance	Payments for employee Life insurance benefits	0	45	0	0	0	0
0091	FICA Tax	Payments to Social Security systems for eligible employees	6,413	7,343	4,857	2,104	100	100
0092	Medicare Tax	Payments to Medicare systems for eligible employees	2,199	2,518	1,666	568	2,200	2,200
	Subtotal Personnel Services:		123,641	147,823	116,852	50,794	168,300	169,300
MAINTENANCE & OPERATION								
1029	Training & Education	WSI and Lifeguard Training and education for staff, training videos	550	225	60	785	1,000	1,000

Recreation and Community Activities Department
PROGRAM: Swim Center

FUND: General Fund
ACCOUNT: 100-0-9400

Code	Code Description	Detail	Actual 2000-01	Actual 2001-02	Actual 2002-03	Actual 2003-04	Adjusted Budget 2004-05	Adopted Budget 2005-06
2049	Uniform Service / Laundry	Provide uniforms for all aquatics staff. Purchase of swim suits, whistles, shirts with City emblems and Parkas.	0	0	1,661	1,532	1,500	1,500
2053	Outside Printing Service	Promotion of pool when it reopens	0	0	444	0	500	500
2054	Equipment Repair	Payments to contractors for repair services.	0	0	0	337	300	300
2063	Publishing & Legal Advertising		0	0	0	0	0	1,000
2073	Subcontracted Work	Miscellaneous contracts for services rendered in support of department	0	0	1,600	0	0	0
3093	Janitorial Supplies	Expenses for miscellaneous janitorial and cleaning supplies	2,626	3,151	0	3,927	3,200	3,200
3095	Department Consumables	New lane line real \$1200 and lane lines, cabinets, chairs, storage area, teaching aids, file cabinets, bull buoys, equipment and equipment baskets, lockers.	3,521	7,909	1,113	7,943	3,000	3,000
3097	Safety Equipment	Chemical testers, testing agents, office supplies, first aide supplies, Red Cross supplies, kickboards, pull buoys, flags, flagpoles etc...	0	0	511	2,605	2,200	2,200
3099	Chemicals	Rec will be taking over the pool maintenance from PW. Pool chemicals, chlorine, acid, chemical injector repair and parts.	0	0	0	11,499	10,000	10,000
5132	Telephone	Telephone costs	852	1,317	2,082	1,531	1,600	1,600
	Subtotal Maintenance & Operations:		7,548	12,602	7,471	30,159	23,300	24,300
	INTERNAL SERVICE CHARGES							
9397	Computer System	Transfer of funds for program share of city-wide computer network operation/maintenance cost	4,500	3,200	0	0	0	0
	Subtotal Internal Service Charges:		4,500	3,200	0	0	0	0
	TOTAL ALL EXPENDITURES:		135,689	163,624	124,323	80,953	191,600	193,600

Recreation and Community Activities Department
PROGRAM: Swim Center

FUND: Capital Outlay
ACCOUNT: 102-0-9400

Code	Code Description	Detail	Actual 2000-01	Actual 2001-02	Actual 2002-03	Actual 2003-04	Adjusted Budget 2004-05	Adopted Budget 2005-06
CAPITAL OUTLAY								
8187	Department Equipment	Replace pool vacuum	0	0	989	0	0	0
	Subtotal Capital Outlay:		0	0	989	0	0	0
TOTAL ALL EXPENDITURES:			0	0	989	0	0	0

Recreation and Community Activities Department
PROGRAM: Senior / Human Services

FUND: General Fund
ACCOUNT: 100-0-9500

Code	Code Description	Detail	Actual 2000-01	Actual 2001-02	Actual 2002-03	Actual 2003-04	Adjusted Budget 2004-05	Adopted Budget 2005-06
PERSONNEL SERVICES								
0001	Salaries	Direct salaries and wages for all regular full employed personnel	21,914	24,348	0	0	0	0
0006	Workers Compensation	Program share of worker's compensation insurance cost	244	1,054	0	0	1,400	1,400
0020	Part-time Hourly Wages	Direct salaries and wages for all regular part-time employed personnel	0	498	24,102	24,627	26,600	36,500
0031	PERS Pension	Payments for Public Employees Retirement System	0	-9	0	0	1,800	1,800
0032	PARS Pension	Payments for Public Agency Retirement System	0	0	0	0	100	100
0091	FICA Tax	Payments to Social Security systems for eligible employees	541	673	603	431	100	100
0092	Medicare Tax	Payments to Medicare systems for eligible employees	135	168	151	354	400	500
			22,834	26,733	24,856	25,412	30,400	40,400
MAINTENANCE & OPERATION								
1029	Training & Education	Training for Senior staff.	0	0	149	0	300	300
2063	Publishing & Legal Advertising	Media Ads in Senior Supplement of the Herald.	0	0	800	385	400	400
2073	Subcontracted Work	Miscellaneous contracts for services rendered in support of department	1,250	2,573	4,240	2,875	4,440	4,500
3095	Department Consumables	Food, refreshments, decorations, awards, kitchen appliances for senior programs and nutrition site.	8,141	6,743	12,406	13,871	14,200	14,200
7189	Senior Taxi Script	Program began 2001-2002 remaining budget will be carried forward	0	1,500	3,000	1,500	4,041	4,041
		Subtotal Maintenance & Operations:	9,391	10,816	20,595	18,631	23,381	23,441
			32,225	37,549	45,451	44,043	53,781	63,841
TOTAL ALL EXPENDITURES:								

Recreation and Community Activities Department
PROGRAM: Contract Instructional Class

FUND: General Fund
ACCOUNT: 100-0-9603

Code	Code Description	Detail	Actual 2000-01	Actual 2001-02	Actual 2002-03	Actual 2003-04	Adjusted Budget 2004-05	Adopted Budget 2005-06
MAINTENANCE & OPERATION								
2063	Publishing & Legal Advertising	Expenses for publishing legal notices, job announcements, and other city information	0	0	0	0	0	1,000
2075	Contract Services	Fees for adult and youth class instructors 30/70% split.	18,723	9,205	10,160	20,168	42,000	40,000
	Subtotal Maintenance & Operations:		18,723	9,205	10,160	20,168	42,000	41,000
TOTAL ALL EXPENDITURES:			18,723	9,205	10,160	20,168	42,000	41,000

Capital Improvement Program



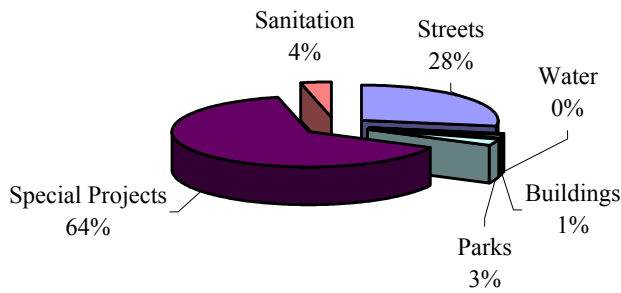


**City of Seaside
Capital Improvement Program
Fiscal Year 2005-2006**

1 .	Broadway Avenue Improvements Underground Utilities	\$900,000
2 .	PMS Implementation (various streets)	\$354,000
3 .	Colonel Durham/1st Ave. Overlay	\$375,000
4 .	Lighted Crosswalks	\$200,000
5 .	Canyon Del Rey/Hwy 1 Traffic Signal	\$250,000
6 .	Retaining Wall Replacement (Circle Avenue)	\$140,000
7 .	Water System Master Plan	\$40,000
8 .	Library	\$50,000
9 .	Corporation Yard Assessment	\$54,000
10 .	Cutino Park's Restroom Replacement	\$198,000
11 .	ADA Improvements to Public Facilities	\$50,000
12 .	Commuter Bike/Ped Trail Project	\$915,000
13 .	90" Storm Drain Outlet Repair	\$690,000
14 .	NPDES Compliance Stormwater Utility Master Plan	\$260,000
15 .	Auto Center Renovation	\$3,100,000
16 .	North Seaside CIP	\$100,000
17 .	Cable Franchise Renewal	\$77,500
18 .	SSMP Preparation Assistance	\$50,000
19 .	Brick Manhole Assessment	\$35,000
20 .	TV Assessment of Mainline	\$150,000
21 .	Grease Assessment	\$50,000
	Total	\$8,038,500

FY 2005-2006 CIP Project and Funding Sources

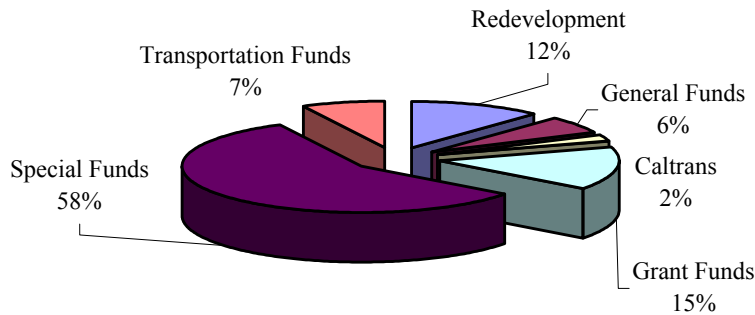
CIP Projects



Projects

Streets	\$ 2,219,000.00
Water	\$ 40,000.00
Buildings	\$ 104,000.00
Parks	\$ 248,000.00
Special Projects	\$ 5,142,500.00
Sanitation	\$ 285,000.00
Total	\$ 8,038,500.00

CIP Funding Sources



Funding Sources

Redevelopment Funds	\$ 954,000.00
General Funds	\$ 492,500.00
Caltrans	\$ 190,000.00
Grant Funds (OTS, AB2766, CMAQ, CDBG, BTA)	\$ 1,208,000.00
Special Funds (Water, BRAC, SCSD, Rule 20A, RDA Bond)	\$ 4,600,000.00
Transportation Funds (RSTP Competitive, Fair Share)	\$ 594,000.00
Total	\$ 8,038,500.00

**City of Seaside
Capital Improvement Program
Street Projects**

Project Name: Lighted Crosswalks

Location:
Fremont Boulevard and Trinity Avenue
Broadway Avenue and San Lucas Street

Description and Justification:
Design and install lighted crosswalks on two major arterial streets.

Fund Source	Fiscal Year						Total
	2005/06	2006/07	2007/08	2008/09	2009/2010	2010/2011	
General Fund	\$155,000						\$155,000
OTS	\$45,000						\$45,000
Total	\$200,000	\$0	\$0	\$0	\$0	\$0	
Total Funds =							\$200,000

Summary of Estimated Costs	Percent of Construction	
	Percent	Amount
Planning		
Environmental		
Land Acquisition/Easements		
Project Management		
Design/Architecture	10%	\$15,000
Construction		\$150,000
Construction Mnt	10%	\$15,000
Staff	2%	\$3,000
Legal Expenses		
Contingency	10%	\$15,000
Other		
Total project cost =		\$198,000
USE		\$200,000

**City of Seaside
Capital Improvement Program
Street Projects**

Project Name: **Broadway Avenue Improvements**

Location: Entire length of Broadway Avenue from Del Monte Blvd to General Jim Moore Road

Description and Justification:
 This multi-phased project will:
 1) Underground the overhead utilities between Fremont Avenue and Noche Buena Ave
 2) Resurface the street pavement as needed.
 3) Install various streetscape and landscaping improvements.

Fund Source	Fiscal Year						Total
	2005/06	2006/07	2007/08	2008/09	2009/2010	2010/2011	
Tax Increment		\$200,000					\$200,000
RDA Bond		\$1,000,000	\$6,000,000	\$3,000,000	\$1,000,000		\$11,000,000
Rule 20 A	\$800,000						\$800,000
Competitive RSTP	\$100,000						\$100,000
Total	\$900,000	\$1,200,000	\$6,000,000	\$3,000,000	\$1,000,000	\$0	
Total Funds =							\$12,100,000

Summary of Estimated Costs	Percent of Construction	
	Percent	Amount
Planning		
Environmental		
Land Acquisition/Easements		
Project Management	4%	\$364,000
Design/Architecture	8%	\$728,000
Construction		\$9,100,000
Construction Mnt	10%	\$910,000
Staff	2%	\$182,000
Legal Expenses		
Contingency	10%	\$910,000
Other		
Total project cost =		\$12,194,000
USE		\$12,200,000

**City of Seaside
Capital Improvement Program
Water Projects**

Project Name: Water Master Plan / Rate Study

Location: City Water System bounded by Hilby, Mescal, Soto and La Salle.

Description and Justification:

Master Plan will be used to identify capital improvements needs and review water rates.

Fund Source	Fiscal Year						Total
	2005/06	2006/07	2007/08	2008/09	2009/2010	2010/2011	
Water Funds	\$40,000						\$40,000
Total	\$40,000	\$0	\$0	\$0	\$0	\$0	
Total Funds =							\$40,000

Summary of Estimated Costs	Percent of Construction
Planning	
Environmental	
Land Acquisition/Easements	
Project Management	\$5,000
Professional Services	\$30,000
Construction	
Construction Mnt	
Legal Expenses	
Contingency	\$5,000
Other	
Total project cost = \$40,000	

**City of Seaside
Capital Improvement Program
Building Projects**

Project Name: Seaside Library

Location: Proposed Location is on City owned property on the Northeast corner of Broadway Avenue and Terrace Avenue.

Description and Justification:
 Description: A new 32,200 square foot library with 124 on street parking spaces and small park.
 Justification: Continue Public Outreach

Fund Source	Fiscal Year						Total
	2005/06	2006/07	2007/08	2008/09	2009/2010	2010/2011	
RACS	\$50,000						\$50,000
Total	\$50,000	\$0	\$0	\$0	\$0	\$0	
Total Funds =							\$50,000

Summary of Estimated Costs	Percent of Construction	
Planning		\$0
Environmental		\$0
Land Acquisition/Easements		\$0
Project Management		
Design/Architecture		
Construction		
Construction Mnt		
Legal Expenses		
Contingency		
Other		\$50,000
Total project cost =		\$50,000

**City of Seaside
Capital Improvement Program
Building Projects**

Project Name: Corporation Yard Assessment/Site Assessment

Location: New Public Works Corporation Yard on the former Fort Ord lands.

Description and Justification:
 Description: A new corporation yard located on the former Fort Ord lands.

 Justification: The existing location of the Public Works Corporation Yard has been included in the City's redevelopment plan for the extension of the Seaside Auto Center. With the impending growth of Seaside a new corporation yard is warranted. The new corporation yard will provide for the future growth of the Public Works Department.

Fund Source	Fiscal Year						Total
	2005/06	2006/07	2007/08	2008/09	2009/2010	2010/2011	
RACS	\$54,000						\$54,000
Total	\$54,000	\$0	\$0	\$0	\$0	\$0	
Total Funds =							\$54,000

Summary of Estimated Costs	Percent of Construction	
Planning		\$54,000
Environmental		
Land Acquisition/Easements		\$0
Project Management		
Design/Architecture		
Construction		\$0
Construction Mnt		\$0
Legal Expenses		\$0
Contingency		\$0
Other		\$0
Total project cost =		\$54,000

**City of Seaside
Capital Improvement Program
Parks Projects**

Project Name: Cutino Park's Restroom Renovation

Location: Cutino Park is located at the intersection of San Pablo Avenue/Noche Buena Ave.

Description and Justification:
The park restroom is adjacent to the baseball field and is heavily used. The existing restroom building is to be demolished and relocated for security, and ADA compliance. This facility has been in service for 25+ years with heavy use and needs to be relocated.

Fund Source	Fiscal Year						Total
	2005/06	2006/07	2007/08	2008/09	2009/2010	2010/2011	
CDBG	\$198,000						\$198,000
Total	\$198,000	\$0	\$0	\$0	\$0	\$0	
Total Funds =							\$198,000

Summary of Estimated Costs	Percent of Construction	
Planning		
Environmental		
Land Acquisition/Easements		
Project Management	2%	\$3,160
Design/Architecture	5%	\$8,987
Construction		\$158,000
Construction Mnt	6%	\$9,480
Staff	2%	\$3,160
Legal Expenses		
Contingency	10%	\$15,800
Other		
Total project cost =		\$198,587
USE		\$198,000

**City of Seaside
Capital Improvement Program
Special Projects**

Project Name: 90" Storm Drain Outfall Repair

Location: Monterey Bay Outfall at Bay Street

Description and Justification:
 The project will include the placement of an 88" HDPE Pipe in the existing concrete channel and filling the voids with sand/cement slurry. A 66" overflow outlet will be constructed at the channel headwall and back flow prevention fittings will be place on both the main and overflow outlets.

 With the receding coastline maintenance of the existing outfall channel has been difficult in the winter months. Flooding has occurred on several occasions due to heavy surf and rain events. Addition measures are needed to improve water quality.

Fund Source	Fiscal Year						Total
	2005/06	2006/07	2007/08	2008/09	2009/2010	2010/2011	
RACS	\$690,000						\$690,000
Total	\$690,000	\$0	\$0	\$0	\$0	\$0	
Total Funds =							\$690,000

Summary of Estimated Costs	Percent of Construction	
Planning		\$0
Environmental		\$15,000
Land Acquisition/Easements		
Project Management	3%	\$15,600
Design/Architecture	8%	\$41,600
Construction		\$520,000
Construction Mnt	8%	\$41,600
Staff	3%	\$15,600
Legal Expenses		\$0
Contingency	8%	\$41,600
Other		\$0
Total project cost =		\$691,000
USE		\$690,000

**City of Seaside
Capital Improvement Program
Special Projects**

Project Name: NPDES Compliance Stormwater Utility Master Plan

Location: City-wide

Description and Justification:
 A master plan to develop CIP Projects for trouble areas, the development of a utility district, and implementation of NPDES Permit requirements.

 The City has joined with other peninsula cities in a regional approach to ensure compliance with Federal Stormwater Regulations.
 Funding includes public outreach and formation of a stormwater utility district.

Fund Source	Fiscal Year						Total
	2005/06	2006/07	2007/08	2008/09	2009/2010	2010/2011	
General Funds	\$260,000	\$100,000					\$360,000
Total	\$260,000	\$100,000	\$0	\$0	\$0	\$0	
Total Funds =							\$360,000

Summary of Estimated Costs	Percent of Construction	
Planning		\$300,000
Environmental		\$0
Land Acquisition/Easements		
Project Management		\$0
Design/Architecture		\$0
Construction		
Construction Mnt		\$0
Legal Expenses		\$0
Staff		\$0
Contingency		\$60,000
Other		\$0
Total project cost =		\$360,000

**City of Seaside
Capital Improvement Program
Special Projects**

Project Name: Auto Center Renovation

Location: Auto Center-Improvements to public facilities in the existing limits of the Seaside Auto Center

Description and Justification:
 Costs incurred to implemebnt the auto Center Reconstruction and upgrade Project. Project includes Design/Environmental/Advisory Services/Construction management and Construction

Fund Source	Fiscal Year						Total
	2005/06	2006/07	2007/08	2008/2009	2009/2010	2010/2011	
Redevelopment Bond	\$3,100,000	\$5,200,000	\$8,990,000	\$2,000,000			\$19,290,000
Total	\$3,100,000	\$5,200,000	\$8,990,000	\$2,000,000			
Total Funds =							\$19,290,000

Summary of Estimated Costs

Advisory and Oversight		\$445,000
Design/Engineering/Environmental/Inspections		\$3,630,000
Construction Management		\$1,320,000
Construction of capital Improvements		\$11,000,000
Cost escalation of Construction		\$550,000
Contingency		\$1,695,000
Corporation Yard Relocation		\$750,000

**City of Seaside
Capital Improvement Program
Special Projects**

Project Name: North Seaside CIP

Location: Former Fort Ord

Description and Justification:
 FORA will not have the financial capacity to complete all projects identified in their CIP, the remaining projects will need to be funded through local agency funds. These improvements when completed will provide the framework necessary for the civilian conversion of the former Fort Ord.

Fund Source	Fiscal Year						Total
	2005/06	2006/07	2007/08	2008/09	2009/2010	2010/2011	
RACS	\$100,000						\$100,000
Total	\$100,000	\$0	\$0	\$0	\$0	\$0	
Total Funds =							\$100,000

Summary of Estimated Costs	Percent of Construction
Planning	\$90,000
Environmental	\$5,000
Land Acquisition/Easements	
Project Management	\$5,000
Design/Architecture	\$0
Preparation	
Contingency	
Other	\$0
Total project cost = \$100,000	

**City of Seaside
Capital Improvement Program
Special Projects**

Project Name: Cable Franchise Renewal

Location: City wide

Description and Justification:
Cable Franchise Agreement was extended to 2006. Consultant has been contracted to begin the process.

Fund Source	Fiscal Year						Total
	2005/06	2006/07	2007/08	2008/09	2009/2010	2010/2011	
General Funds	\$77,500	\$37,000					\$114,500
Total	\$77,500	\$37,000	\$0	\$0	\$0	\$0	
Total Funds =							\$114,500

Summary of Estimated Costs	Percent of Construction	
Planning		\$100,000
Environmental		
Land Acquisition/Easements		
Project Management		\$4,500
Design/Architecture		\$0
Preparation		
Contingency		
Other		\$10,000
Total project cost =		\$114,500

**City of Seaside
Capital Improvement Program
Sanitation District Projects**

Project Name: Sanitary Sewer Master Plan Assistance

Location: District-wide

Description and Justification:
 Provide analysis to the Sewer System Master Plan utilizing updated information from the Brick Manhole and TV Assessments in addition to producing maps as needed by the District. Several services were removed from the current Master Plan update due to budget constraints.

 With the increase in development and redevelopment in addition to updated information of the current system, revisions to the current master plan are needed.

Fund Source	Fiscal Year						Total
	2005/06	2006/07	2007/08	2008/09	2009/2010	2010/2011	
SCSD	\$50,000	\$50,000					\$100,000
Total	\$50,000	\$50,000	\$0	\$0	\$0	\$0	
Total Funds =							\$100,000

Summary of Estimated Costs	Percent of Construction	
Planning		
Environmental		
Land Acquisition/Easements		
Project Management		\$10,000
Design/Architecture		
Construction		
Construction Mnt		
Legal Expenses		
Contingency	10%	
Other		\$90,000
Total project cost =		\$100,000

**City of Seaside
Capital Improvement Program
Sanitation District Projects**

Project Name: Brick Manhole Assessment

Location: District-wide

Description and Justification:
 Locate all of the brick manholes within the Seaside County Sanitation District and develop a location list for manhole replacement.

 The District is required by permit no. R3-2002-078 as enforced by the California Regional Water Quality Control Board to reduce storm and ground water inflow/infiltration (I/I). Brick manholes are a big contributor to I/I in addition to not meeting current H-20 loading or seismic requirements.

Fund Source	Fiscal Year						Total
	2005/06	2006/07	2007/08	2008/09	2009/2010	2010/2011	
SCSD	\$35,000						\$35,000
Total	\$35,000	\$0	\$0	\$0	\$0	\$0	
Total Funds =							\$35,000

Summary of Estimated Costs	Percent of Construction
Planning	
Environmental	
Land Acquisition/Easements	
Project Management	\$5,000
Design/Architecture	
Construction	
Construction Mnt	
Legal Expenses	
Contingency	
Other	\$30,000
Total project cost = \$35,000	

**City of Seaside
Capital Improvement Program
Sanitation District Projects**

Project Name: TV Assessment of Mainline

Location: District-wide

Description and Justification:
 Use remote TV equipment to record the condition of existing sewer main within the Seaside County Sanitation District.

 In order to maintain the existing sewer collection system knowledge of the existing condition of the facilities is needed to develop and update a CIP project list.

Fund Source	Fiscal Year						Total
	2005/06	2006/07	2007/08	2008/09	2009/2010	2010/2011	
SCSD	\$150,000	\$75,000	\$75,000	\$75,000			\$375,000
Total	\$150,000	\$75,000	\$75,000	\$75,000	\$0	\$0	
Total Funds =							\$375,000

Summary of Estimated Costs	Percent of Construction
Planning	
Environmental	
Land Acquisition/Easements	
Project Management	
Design/Architecture	
Construction	
Construction Mnt	
Legal Expenses	
Contingency	
Other	\$375,000
Total project cost =	
\$375,000	

**City of Seaside
Capital Improvement Program
Sanitation District Projects**

Project Name: Grease Assessment Study

Location: District-wide

Description and Justification:

Locate major contributors of oil and grease to the sewer collection system and prepare grease reduction criteria.

The District is required by permit no. R3-2002-078 as enforced by the California Regional Water Quality Control Board to reduce oil and grease into the sewer collection system.

Fund Source	Fiscal Year						Total
	2005/06	2006/07	2007/08	2008/09	2009/2010	2010/2011	
SCSD	\$50,000						\$50,000
Total	\$50,000	\$0	\$0	\$0	\$0	\$0	
Total Funds =							\$50,000

Summary of Estimated Costs	Percent of Construction	
Planning		
Environmental		
Land Acquisition/Easements		
Project Management		
Professional Services		\$47,000
Design/Architecture		
Construction		
Construction Mnt		
Legal Expenses		
Contingency		
Other		
Total project cost =		\$47,000
USE		\$50,000



Fees and Charges



Adopted 06-16-2005



City of Seaside Fee Schedule

<u>Description</u>	<u>Current Year</u>	<u>Prior Year</u>	<u>Department</u>
<u>Amendments</u>			
General Plan Amendment	\$2,060.00	\$2,000.00	Planning Dept.
Planned Unit Development Amendment	\$1,340.00	\$1,300.00	Planning Dept.
Zone Change & Zoning Amendment	\$1,750.00	\$1,700.00	Planning Dept.
<u>Appeals</u>			
Planning Commission (from ZA, BAR, & Staff interpretation)	\$592.00	\$575.00	Planning Dept.
City Council (from PC)	\$577.00	\$560.00	Planning Dept.
<u>Art Commission</u>			
November Art Competition	\$3.00	\$3.00	Recreation
Art Gallery Exhibitor's Fee	\$25.00	\$25.00	Recreation
<u>Business License</u>			
Application Fee	\$12.00	\$12.00	Finance
Street Decoration (Municipal Code 5.04.460)	\$1.00	\$1.00	Finance

City of Seaside Fee Schedule

Description	Current Year	Prior Year	Department
<u>Business License - continued</u>			
Schedule of license fees	Municipal Code Sections 5.04.20-5.04.10	Municipal Code Sections 5.04.20-5.04.10	Finance
<u>Certificate of Occupancy/Compliance</u>			
Commercial/ Residential	\$235.00	\$135.00	Planning Dept.
<u>Conditional Use Permit</u>			
Large Commercial and Multi-residential	\$1,715.00	\$1,665.00	Planning Dept.
Single-family Home	\$592.00	\$575.00	Planning Dept.
Small Commercial & Multi-residential (less than 5)	\$1,442.00	\$1,400.00	Planning Dept.
<u>Copies, Mailings, & Notary Fees</u>			
Furnishing existing copy of any public writing	\$ 0.10 per page	\$ 0.10 per page	All Depts
Mailing copy of requested document (plus postage)	\$1.00	\$1.00	City Clerk
Comparing/Certifying to a copy of any public writing per page	\$2.00	\$2.00	City Clerk

City of Seaside Fee Schedule

Description	Current Year	Prior Year	Department
<u>Copies, Mailings, & Notary Fees - continued</u>			
Council Agenda mailing subscription (annual)	\$25.00	\$25.00	City Clerk
Council Agenda Packet - each	\$15.00	\$15.00	City Clerk
Excerpts - Audio cassette tape	\$10.00	\$10.00	City Clerk
Excerpts - Video cassette tape	\$15.00	\$15.00	City Clerk
Notary Fee (State Code)	\$10.00	\$10.00	City Clerk
City Directory Fee	\$5.00	\$5.00	City Clerk
<u>Design Review</u>			
Single-family additions and remodels	\$353.00	\$343.00	Planning Dept.
Single-family, duplex, triplex units (new construction)	\$353.00	\$343.00	Planning Dept.
Sub-divisions, Multi-family (4+ units), Commercial Developments	\$644.00	\$625.00	Planning Dept.
Large Commercial	\$1,043.00	\$1,013.00	Planning Dept.

City of Seaside Fee Schedule

Description	Current Year	Prior Year	Department
<u>Documents / Maps</u>			
Municipal Code (bound)	\$100.00	\$100.00	City Clerk
Code Supplement - per page	\$0.50	\$0.50	City Clerk
Copies of Fire Department Reports	\$5.00	\$5.00	Fire Dept.
Postcard	\$0.25	\$0.25	Finance
Mailing Lists	\$ 0.10 per page + cost of labels	\$ 0.10 per page + cost of labels	Finance
Non-sufficient Fund Check 1st	\$25.00	\$25.00	Finance
Non-sufficient Fund Check 2nd	\$30.00	\$30.00	Finance
Delinquent Invoice - 1st Notice	\$5.00	\$5.00	Finance
Delinquent Invoice - 2nd Notice	\$10.00	\$10.00	Finance
City Construction Standards (per copy)	\$14.00	\$13.50	PW Dept
Oversized Copies (maximum size - 36"x48")	\$14.00	\$13.50	PW Dept
Aerial photos, maps or plans	Actual cost + 10%	Actual cost + 10%	PW Dept

City of Seaside Fee Schedule

Description	Current Year	Prior Year	Department
<u>Documents / Maps - continued</u>			
Annual Report / Calendar	\$2.00	\$2.00	City Clerk
City Budget - Paper	\$50.00	\$50.00	Finance
City Budget - Disk	\$5.00	\$5.00	Finance
General Plan Map	\$5.35	\$5.20	Planning Dept.
General Plan Text	\$54.00	\$52.00	Planning Dept.
Local Coastal Program - Land Use Plan	\$16.10	\$15.60	Planning Dept.
Sign Ordinance	\$5.30	\$5.20	Planning Dept.
Subdivision Ordinance	\$10.70	\$10.40	Planning Dept.
Zoning Ordinance Map	\$21.40 (\$42.85 laminated)	\$20.80 (\$41.60 laminated)	Planning Dept.
Zoning Ordinance Text	\$32.15	\$31.20	Planning Dept.
<u>Dog License & Impound Fees</u>			
<i>Animal Impound</i>			
Licensed ¹	\$50.00	\$50.00	Finance
Unlicensed	\$75.00	\$75.00	Finance
2nd Offense (all)	\$100.00	\$100.00	Finance
3rd Offense (all)	\$200.00	\$200.00	Finance

¹ Must have license present at time of impound

City of Seaside Fee Schedule

Description	Current Year	Prior Year	Department
-------------	--------------	------------	------------


Dog License & Impound Fees - continued

<u>Dog License Fee²</u>					
Vaccination Length	Unaltered	Altered	Unaltered	Altered	
7 mos. - 1 yr.	\$40.00	\$10.00	\$40.00	\$10.00	Finance
13 mos. - 2 yrs.	\$50.00	\$15.00	\$50.00	\$15.00	Finance
25 mos. or more	\$60.00	\$20.00	\$60.00	\$20.00	Finance
Senior Citizens (65 yrs. and older)					
7 mos. - 1 yr.	\$40.00	\$9.00	\$40.00	\$9.00	Finance
13 mos. - 2 yrs.	\$50.00	\$9.00	\$50.00	\$9.00	Finance
25 mos. or more	\$60.00	\$9.00	\$60.00	\$9.00	Finance

Late Filing Fee	\$5.00	\$5.00	Finance
-----------------	--------	--------	---------

Replacement of Lost Dog Tag	\$5.00	\$5.00	Finance
-----------------------------	--------	--------	---------

License Transfer Fee	\$5.00	\$5.00	Finance
----------------------	--------	--------	---------



² Mirrors Monterey County Animal Shelter Fee Schedule

City of Seaside Fee Schedule

Description	Current Year	Prior Year	Department
<u>Environmental Review</u>			
Environmental Impact Report	\$1,080.00 + Consultant costs	\$1,050.00 + Consultant costs	Planning Dept.
Initial Study and Neg Dec w/ Local Review Only	\$912.00	\$885.00	Planning Dept.
Initial Study and Neg Dec w/ State Review	\$2,250.00	\$2,184.00	Planning Dept.
Initial Study and Neg Dec	\$515.00 + Consultant costs	\$500.00 + Consultant costs	Planning Dept.
<u>Fencing</u>			
Fence Exceptions	\$339.00	\$329.00	Planning Dept.
<u>Fire Department Response Charges</u>			
Hazardous Materials Release (+ Charges from PW and PD)	\$235.00	\$235.00	Fire Dept.
Service Calls (per half hour)	\$145.00	\$145.00	Fire Dept.
Illegal Burn Calls (per half hour)	\$145.00	\$145.00	Fire Dept.
False Fire Alarms	\$300.00	\$300.00	Fire Dept.
Drug/DUI Incidents	Charged at cost	Charged at cost	Fire Dept.

City of Seaside Fee Schedule

Description	Current Year	Prior Year	Department
-------------	--------------	------------	------------

Schedule of charges for vehicle and personnel response

Actual costs for personnel and vehicle expenses will be charged in ½ hour increments for hazardous material spills, drunk driving related calls and misdemeanor false alarms. Charges will include overtime charges for back up personnel to maintain minimum staffing levels.

Personnel Cost (per hour - includes benefits and overhead)

Fire Chief	\$98.00	\$98.00	Fire Dept.
Division Chief	N/A	N/A	Fire Dept.
Battalion Chief	\$70.00	\$70.00	Fire Dept.
Captain	\$64.00	\$64.00	Fire Dept.
Engineer	\$58.00	\$58.00	Fire Dept.
Firefighter	\$51.00	\$51.00	Fire Dept.

Vehicle Cost (per hour)

Sedans: Units 6200 & 6281	\$10.00	\$10.00	Fire Dept.
Light Service Vehicles: Units 6203 & 6291	\$15.00	\$15.00	Fire Dept.
Service Vehicles: Units 6261 & 6262	\$25.00	\$25.00	Fire Dept.
Fire Apparatus: Units 610, 6211, 6212, 6271	\$50.00	\$50.00	Fire Dept.

City of Seaside Fee Schedule

Description	Current Year	Prior Year	Department
<u>Inspections</u>			
Field Inspection (per hour)	\$95.00	\$95.00	Fire Dept.
Hazardous Material Inspection	\$95.00	\$95.00	Fire Dept.
New Business	\$95.00	\$95.00	Fire Dept.
Christmas Tree Lot	\$95.00	\$95.00	Fire Dept.
Fireworks Stand	\$95.00	\$95.00	Fire Dept.
Occupancy Inspection Base Rate	\$95.00	\$95.00	Fire Dept.
<u>Mitigation Monitoring</u>			
Small Commercial	\$25.70 + \$268.00 deposit ³	\$25.00 + \$260.00 deposit ³	Planning Dept.
Large Commercial	\$25.75 + \$386.00 deposit ³	\$25.00 + \$375.00 deposit ³	Planning Dept.

³ Towards actual staff time

City of Seaside Fee Schedule

Description	Current Year	Prior Year	Department
-------------	--------------	------------	------------

Occupancy Inspection Rate Schedule

Four (4) or less units	\$95.00	\$95.00	Fire Dept.
Five (5) to twenty (20) units	\$140.00	\$140.00	Fire Dept.
Twenty-one (21) to fifty (50)	\$185.00	\$185.00	Fire Dept.
More than fifty (50) units	\$230.00	\$230.00	Fire Dept.

Outdoor Sales

Fireworks Booth Application Fee	\$155.00	\$150.00	Fire Dept.
Outdoor Sale Refundable Deposit (Municipal Code 5.04.330)	\$206.00	\$200.00	Planning Dept.
Outdoor Sale Application Fee	\$25.00	\$25.00	Finance
Close Out Sales Application Fee (Municipal Code 5.12.160)	\$100.00	\$100.00	Finance

City of Seaside Fee Schedule

Description	Current Year		Prior Year		Department
<u>Park Reservations</u>					
	<i>Resident</i>	<i>Non-Resident</i>	<i>Resident</i>	<i>Non-Resident</i>	
1-49 Persons	\$33.00 ⁴	\$38.00 ⁴	\$32.00 ⁴	\$37.00 ⁴	PW Dept
50-100 Persons	\$54.00 ⁴	\$60.00 ⁴	\$52.00 ⁴	\$58.00 ⁴	PW Dept.
101-150 Persons	\$80.00 ⁵	\$87.00 ⁵	\$78.00 ⁵	\$84.00 ⁵	PW Dept.
Bounce House (charged per bounce house)	\$22.00		\$21.00		PW Dept
<u>Private Group Field Preparation</u>					
Facility Use Fee	\$161.00 per day 1-4 hours (\$21.00 per hour)		\$156.00 per day 1-4 hours (\$19.50 per hour)		PW Dept
Light Fee Cutino Park & Soper Park	\$103.00 for 1 st hour \$21.50 each additional hr		\$100.00 for 1 st hour \$20.80 each additional hr		PW Dept
Additional Field Prep	\$78.00 per field prep		\$75.00 per field prep		PW Dept

⁴ Requires a \$75.00 cleaning deposit

⁵ Requires \$125.00 cleaning deposit

City of Seaside Fee Schedule

Description	Current Year	Prior Year	Department
-------------	--------------	------------	------------

Permits

Annual Fees

Explosive Storage ⁶	\$95.00	\$95.00	Fire Dept.
Auto Repair Garage ⁶	\$95.00	\$95.00	Fire Dept.
Bingo Permit	\$50.00	\$50.00	Finance
Sale & Storage of Fireworks ⁶	\$95.00	\$95.00	Fire Dept.
Spraying or Dipping Process ⁶	\$95.00	\$95.00	Fire Dept.
Home Occupation Permit	\$95.00	\$92.00	Planning Dept.
Garage Sale Permits	\$12.80	\$12.50	Planning Dept.

Installation and Use Permits

Fire Alarm Installation	\$95.00	\$95.00	Fire Dept.
Fire Extinguishing System Installation	\$95.00	\$95.00	Fire Dept.
Fire Hydrant Use Permit	\$95.00	\$95.00	Fire Dept.
Open Burning (\$25.00 per season + permit)	\$6.00	\$6.00	Fire Dept.

⁶ Permit fees include field inspection

City of Seaside Fee Schedule

Description	Current Year	Prior Year	Department
-------------	--------------	------------	------------

Plan Check

Public Improvements Plan Check	Actual cost + 10% admin (\$ 728 minimum)	Actual cost + 10% admin (\$ 728 minimum)	PW Dept.
-----------------------------------	---	--	----------

Fire Plan Check and Field Inspection

Contracted fire plan checks will be charged at actual plus 25% for administrative costs.

Plan check fee charges if fire personnel perform the service:

Manufacturing (H-1, H-2, H-3, H-4, H-5, H-6, H-7, H-8)

2 hrs. minimum building plan check +
2 hrs. minimum building field inspection

Total: 4 hrs. minimum	\$360.00	\$360.00	Building Dept.
-----------------------	----------	----------	----------------

2 hrs. minimum fire sprinkler plan check +
3 hrs. minimum fire sprinkler field inspection

Total: 5 hrs. minimum	\$460.00	\$460.00	Fire Dept.
-----------------------	----------	----------	------------

Commercial (< 5,000 sq. ft.)(B, F-1, F-2, M, S-1, S-2, S-3, S-4, S-5, U)

1 hr. minimum building plan check +
1 hr. minimum building field inspection

Total 2 hrs. minimum	\$180.00	\$180.00	Building Dept.
----------------------	----------	----------	----------------

1 hr. minimum fire sprinkler plan check +
2 hrs. minimum fire sprinkler field inspection

Total 3 hr. minimum	\$280.00	\$280.00	Fire Dept.
---------------------	----------	----------	------------

City of Seaside Fee Schedule

Description	Current Year	Prior Year	Department
<u>Fire Plan Check and Field Inspection - continued</u>			
<i>Commercial (> 5,000 sq. ft.)(M, B, F-1, F-2, S-1, S-2, S-3, S-4, S-5, U)</i>			
2 hrs. minimum building plan check + 2 hrs. minimum building field inspection			
Total 4 hrs. minimum	\$360.00	\$360.00	Building Dept.
2 hrs. minimum fire sprinkler plan check + 4 hrs. minimum fire sprinkler field inspection			
Total 6 hrs. minimum	\$560.00	\$560.00	Fire Dept.
<i>Public Assemblies (< 5,000 sq. ft.)</i>			
<i>(A-1, A-2, A-2.1, A-3, A-4, E-1, E-2, E-3, I-1.1, I-1.2, I-2, I-3)</i>			
2 hrs. minimum building plan check + 2 hrs. minimum building field inspection			
Total 4 hrs. minimum	\$360.00	\$360.00	Building Dept.
1 hr. minimum fire sprinkler plan check + 2 hrs. minimum fire sprinkler field inspection			
Total 3 hrs. minimum	\$280.00	\$280.00	Fire Dept.

City of Seaside Fee Schedule

Description	Current Year	Prior Year	Department
-------------	--------------	------------	------------

Fire Plan Check and Field Inspection - continued

Public Assemblies (> 5,000 sq. ft.)

(A-1, A-2, A-2.1, A-3, A-4, E-1, E-2, E-3, I-1.1, I-1.2, I-2, I-3)

2 hrs. minimum building plan check +
2 hrs. minimum building field inspection

Total 4 hrs. minimum	\$360.00	\$360.00	Building Dept.
----------------------	----------	----------	----------------

2 hrs. minimum fire sprinkler plan check +
4 hrs. minimum fire sprinkler field inspection

Total 6 hrs. minimum	\$560.00	\$560.00	Fire Dept.
----------------------	----------	----------	------------

Multiple Residential (3 or >3 units attached < 5,000 sq. ft.) R-1

1 hr. minimum building plan check +
2 hrs. minimum building field inspection

Total 3 hr. minimum	\$270.00	\$270.00	Building Dept.
---------------------	----------	----------	----------------

1 hr. minimum fire sprinkler plan check +
2 hrs. minimum fire sprinkler inspection

Total 3 hr. minimum	\$280.00	\$280.00	Fire Dept.
---------------------	----------	----------	------------

Multiple Residential (3 or >3 units attached > 5,000 sq. ft.) R-1

2 hrs. minimum building plan check +
2 hrs. minimum building field inspection

Total 4 hr. minimum	\$360.00	\$360.00	Building Dept.
---------------------	----------	----------	----------------

2 hrs. minimum fire sprinkler plan check +
4 hrs. minimum fire sprinkler inspection

Total 6 hr. minimum	\$560.00	\$560.00	Fire Dept.
---------------------	----------	----------	------------

City of Seaside Fee Schedule

Description	Current Year	Prior Year	Department
<u>Planned Unit Development</u>			
Planned Unit Developments	\$1,082 .00 + \$108.00 per unit	\$1,050 .00 + \$105.00 per unit	Planning Dept.
<u>Police Services</u>			
Accident Report	\$5.00	\$5.00	Police Dept.
Booking Fee Reimbursement	\$250.00	\$234.00	Police Dept.
Fingerprint Services (Live Scan), per person	\$15.00	\$15.00	Police Dept.
Additional fingerprint cards	\$2.00	\$2.00	Police Dept.
Response to False Burglar Alarms ⁷	1st response - \$ 0 2nd response - \$ 55 3rd response - \$108	1st response - \$ 0 2nd response - \$ 52 3rd response - \$103	Police Dept.
Records Check Clearance Letter	\$15.00 if no record \$ 27.00 if record	\$15.00 if no record \$ 26.00 if record	Police Dept.
Firearms Sales Permit	\$54.00	\$52.00	Police Dept.
Police Report (per copy)	\$.10 per page (first ten pages free)	\$.10 per page (first ten pages free)	Police Dept.
Accident Report	\$5.00	\$5.00	

⁷ Based upon 12 calendar months from first false alarm

City of Seaside Fee Schedule

Description	Current Year	Prior Year	Department
<u>Police Services - continued</u>			
Concealed Weapon Permit ⁸	\$100.00	\$100.00	Police Dept.
Concealed Weapon Permit renewal	\$25.00	\$25.00	Police Dept.
Tow Service Provider Application	\$286.00	\$278.00	Police Dept.
Outside Agency Background Request	\$10.00	\$10.00	Police Dept.
Sign-off Equipment Violation Citations	\$ 5.00- if cited by Seaside PD \$ 8.00 - all others	\$ 5.00- if cited by Seaside PD \$ 8.00 - all others	Police Dept.
DUI Incidents	\$ 372.00 min ⁹	\$ 361.00 min ⁹	Police Dept.
Vehicle VIN Verification	\$8.00	\$8.00	Police Dept.
Vehicle Abatement	\$96.00	\$93.00	Police Dept.
Vehicle Abatement – Appeal	\$27.00	\$26.00	Police Dept.
Vehicle Release Fee for Impound/Repossession	\$26.00	\$25.00	Police Dept.

⁸ Fee established by state law

⁹ Police charges only, FD, PW, etc., charges would be additional. Limited by state law to \$1,000.00

City of Seaside Fee Schedule

Description	Current Year		Prior Year		Department
<u>Police Personnel Cost (per hour – includes benefits and overhead)</u>					
	Regular	Overtime	Regular	Overtime	Police Dept.
Police Chief	\$100.19	N/A	N/A		Police Dept.
Captain	\$84.39	N/A	N/A		Police Dept.
Lieutenant	\$74.60	N/A	1.5 x hourly rate		Police Dept.
Sergeant	\$62.40	\$93.60	1.5 x hourly rate		Police Dept.
Police Officer	\$55.18	\$82.76	1.5 x hourly rate		Police Dept.
Community Liaison Officer	\$57.46	\$86.20	1.5 x hourly rate		Police Dept.
Motor (Traffic) Officer	\$57.46	\$86.20	1.5 x hourly rate		Police Dept.
Canine Officer	\$55.18	\$82.76	1.5 x hourly rate		Police Dept.
Police Detective	\$57.46	\$86.20	1.5 x hourly rate		Police Dept.
Police Services Assistant	\$37.79	\$56.68	1.5 x hourly rate		Police Dept.
Animal Control Officer	\$35.54	\$53.31	1.5 x hourly rate		Police Dept.
Sr. Admin. Assistant	\$39.69	\$59.53	1.5 x hourly rate		Police Dept.
Records Supervisor	\$39.69	\$59.53	1.5 x hourly rate		Police Dept.
Records Technician	\$32.55	\$48.82	1.5 x hourly rate		Police Dept.

City of Seaside Fee Schedule

Description	Current Year		Prior Year	Department
Code Enforcement Officer	\$43.86	\$65.79	1.5 x hourly rate	Police Dept.
Vehicle Abatement Officer	\$32.54	\$48.81	1.5 x hourly rate	Police Dept.
Reserve Officer	\$22.32	N/A	Hourly rate	Police Dept.
Community Services Assistant	\$11.58	N/A	Hourly rate	Police Dept.
School Crossing Guard	\$8.10	N/A	Hourly rate	Police Dept.
<i>Vehicle Cost (per hour)</i>				
Police Patrol Cars	\$10.00 per hour		N/A	Police Dept.
Light Service Vehicles (Vehicle Abatement truck, Animal Control truck)	\$15.00 per hour		N/A	Police Dept.
Mobile Community Substation/Command Post	\$25.00 per hour		N/A	Police Dept.

City of Seaside Fee Schedule

Description	Current Year	Prior Year	Department
-------------	--------------	------------	------------

Public Improvements

Inspection

Inspection of public improvements	Actual cost + 10% admin (\$ 536 minimum)	Actual cost + 10% admin (\$ 520 minimum)	PW Dept
Grading Plan Check/Inspection	Fees per Ch. 70 of the current UBC Minimum \$ 343 ¹⁰	Fees per Ch. 70 of the current UBC Minimum \$ 333 ¹⁰	PW Dept
Wide Overweight Overlong Load Review	\$54 per single trip	\$52 per single trip	PW Dept
Certificate of Compliance	\$387 per application	\$375 per application	PW Dept
Final Parcel Map Review	Actual cost +10% (\$1,600 min. per application)	Actual cost +10% (\$1,560 min. per application)	PW Dept

Encroachment Permit

Proposed improvements estimated < \$ 5,000

Curbs & Gutters	\$165 application	\$160 application	PW Dept
Comm. Driveway Appr. & Alleys	\$165 application	\$160 application	PW Dept
Sidewalks	\$165 application	\$160 application	PW Dept
Trenching over 5 ft	\$165 application	\$160 application	PW Dept

¹⁰ Actual Costs + 10% admin charge for consultants

City of Seaside Fee Schedule

Description	Current Year	Prior Year	Department
-------------	--------------	------------	------------

Proposed improvements estimated < \$ 5,000 - continued

Paving	\$165 application	\$160 application	PW Dept
Pipe	\$165 application	\$160 application	PW Dept

Proposed improvements estimated > \$ 5,000

Encroachment Permit	Actual hrly rate + 10% (\$165 minimum per application)	Actual hrly rate + 10% (\$160 minimum per application)	PW Dept
---------------------	---	---	---------

Real Property

Real Property Certification	\$108.00	\$105.00	Planning Dept.
-----------------------------	----------	----------	----------------

Recreation

<i>Preschool</i>	<i>Resident</i>	<i>Non-Resident</i>	<i>Resident</i>	<i>Non-Resident</i>	
Fees per class	\$5.25	\$6.50	\$5.00	\$6.25	Recreation

Kids Club

Individual - per mo.	\$15.50	\$20.75	\$15.00	\$20.00	Recreation
Family - per mo.	\$20.75	\$25.75	\$20.00	\$25.00	Recreation

City of Seaside Fee Schedule

Description	Current Year		Prior Year		Department
<i>Intersession Day Camp</i>					
	<i>Resident</i>	<i>Non-Resident</i>	<i>Resident</i>	<i>Non-Resident</i>	
One Week Sessions Elementary ages + activity fees	\$72.25	\$90.25	\$70.00	\$87.50	Recreation
Teen Outdoor Adventure + activity fees	\$41.25	\$51.50	\$40.00	\$50.00	Recreation
<i>Baseball Camp</i>					
M - F 9:30 - 12:30	\$46.50	\$57.75	\$45.00	\$56.00	Recreation
<i>Summer Playland</i>					
Individual - per week + activity fees	\$15.50	\$20.75	\$15.00	\$20.00	Recreation
Family - per week + activity fees	\$20.75	\$25.75	\$20.00	\$25.00	Recreation
<i>Gymnastics</i>					
Classes per month	\$31.00	\$38.75	\$30.00	\$37.50	Recreation

City of Seaside Fee Schedule

Description	Current Year		Prior Year		Department
<u>Recreation - continued</u>					
<i>Mini Golf</i>					
Up to 20 people	\$41.25	\$51.50	\$40.00	\$50.00	Recreation
21 to 40 people	\$67.00	\$82.50	\$65.00	\$80.00	Recreation
41 to 60 people	\$92.75	\$115.50	\$90.00	\$112.00	Recreation
<i>Soccer</i>					
per session	\$54.75	\$65.00	\$53.00	\$63.00	Recreation
<i>Tennis</i>					
	<i>Resident</i>	<i>Non-Resident</i>	<i>Resident</i>	<i>Non-Resident</i>	
per summer session	\$36.25	\$44.50	\$35.00	\$43.00	Recreation
<i>Track</i>					
per session	\$31.00	\$32.25	\$30.00	\$31.25	Recreation
<i>Youth & Ed Center</i>					
Up to 20 people	\$51.50	\$64.00	\$50.00	\$62.00	Recreation
21 to 40 people	\$77.25	\$96.00	\$75.00	\$93.00	Recreation
41 to 60 people	\$103.00	\$128.75	\$100.00	\$125.00	Recreation

City of Seaside Fee Schedule

Description	Current Year	Prior Year	Prior Year	Prior Year	Department
-------------	--------------	------------	------------	------------	------------

Recreation - continued

Youth & Ed Center, Mini Golf Combo

Up to 20 people	\$67.00	\$82.50	\$65.00	\$80.00	Recreation
21 to 40 people	\$90.00	\$112.00	\$90.00	\$112.00	Recreation
41 to 60 people	\$118.50	\$147.50	\$115.00	\$143.00	Recreation

Special Events

Administrative cost	\$544.00	\$544.00	\$528.00	\$528.00	Recreation
Application Fee	\$25.75	\$25.75	\$25.00	\$25.00	Recreation

Concession Booth Fees

	<i>Resident</i>	<i>Non-Resident</i>	<i>Resident</i>	<i>Non-Resident</i>	
Crafts/Flea Market/ Misc	\$40.00 ¹¹	\$50.00 ¹¹	\$35.00 ¹¹	\$43.00 ¹¹	Recreation
Food/Beverage	\$40.00 ¹¹	\$50.00 ¹¹	\$35.00 ¹¹	\$43.00 ¹¹	Recreation
Commercial	\$60.00 ¹¹	\$70.00 ¹¹	\$50.00 ¹¹	\$62.00 ¹¹	Recreation

Room Rentals

*Oldemeyer Center Room Rentals
Auditorium Rental*

Per hour charge (Includes Dance Studio)	\$82.50	\$103.00	\$80.00	\$100.00	Recreation
Deposit due day of	\$500.00	\$625.00	\$500.00	\$625.00	Recreation

¹¹ Per day

City of Seaside Fee Schedule

Description	Current Year	Prior Year	Department
center rental	25% non-refundable	25% non-refundable	
Alcohol	\$ 500 deposit non-refundable if PD is called or if renter breaches contract.	\$ 500 deposit non-refundable if PD is called or if renter breaches contract.	Recreation
Non-profit Organization	\$ 21.00 per 4 hrs (25 % to maint. fund)	\$ 20.00 per 4 hrs (25 % to maint. fund)	Recreation
<i>Center Sponsored Rental - Bingo</i>			
VFW Friday 5-11pm	\$278.00	\$270.00	Recreation
Avenue of Flags Sunday 5-11 pm	\$241.00	\$234.00	Recreation
<i>Dance Studio</i>			
	<i>Resident</i>	<i>Non-Resident</i>	
0-3 hrs.	\$57.00 /hr.	\$71.00/hr.	
		<i>Resident</i>	<i>Non-Resident</i>
Every hour over 3	\$25.75./hr.	\$36.00/hr.	\$55.00 /hr. \$69.00/hr Recreation
<i>Seaside Room</i>			
0-3 hrs.	\$36.00 /hr.	\$45.50/hr.	\$35.00 /hr. \$44.00/hr Recreation
Every hour over 3	\$15.50/hr.	\$18.50/hr.	\$15.00/hr. \$18.00/hr Recreation

City of Seaside Fee Schedule

Description	Current Year		Prior Year		Department
<u>Room Rentals -continued</u>					
<i>Senior Lounge</i>					
0-3 hrs.	\$46.50/hr.	\$56.75/hr.	\$45.00/hr	\$55.00/hr.	Recreation
Every hour over 3	\$31.25/hr.	\$18.75/hr.	\$30.00/hr	\$18.00/hr.	Recreation
<i>Bayonet Room</i>					
0-3 hrs.	\$36.00/hr.	\$45.50/hr.	\$35.00/hr.	\$44/hr.	Recreation
Every hour over 3	\$15.50/hr.	\$18.50/hr.	\$15.00/hr.	\$18.00/hr.	Recreation
<i>City Hall Room Rental</i>					
Council Chambers	\$ 20.00/hr.		\$ 20.00/hr.		Finance
Council Chambers - Non-Profit	\$ 12.00/hr.		\$ 12.00/hr.		Finance
Conference Room	\$ 10.00/hr.		\$ 10.00/hr.		Finance
Conference Room - Non-Profit	\$ 6.00/hr.		\$ 6.00/hr.		Finance
<i>Community Center at Soper Field</i>					
	<i>Resident</i>	<i>Non-Resident</i>	<i>Resident</i>	<i>Non-Resident</i>	
Large Meeting Room (3 hour minimum)	\$41.25/hr +\$250 deposit	\$62.00/hr +\$325 deposit	\$40.00/hr +\$250 deposit	\$60.00/hr +\$325 deposit	Recreation
Small Meeting Room 4 hour period	\$36.00/hr	\$45.50/hr	\$35.00/hr	\$44.00/hr	Recreation
Non-profit Organization	\$ 21.00 per 4 hrs (25 % to maint. fund)		\$ 20.00 per 4 hrs (25 % to maint. fund)		Recreation

City of Seaside Fee Schedule

Description	Current Year	Prior Year	Department		
Alcohol	\$ 500 deposit (5% non refundable) 100% non-refundable if PD is called or if renter breaches contract.	\$ 500 deposit (5% non refundable) 100% non-refundable if PD PD is called or if renter breaches contract.	Recreation		
<u>Senior Taxi Scrip Program</u>					
	<i>Resident</i>	<i>Non-Resident</i>	<i>Resident</i>	<i>Non-Resident</i>	
For \$ 20.00 Coupons	\$10.00	N/A	\$10.00	N/A	Recreation
<u>Sign Permits</u>					
Fixed Signs	\$122.00	\$118.00	Planning Dept.		
Sign Face Changes	\$30.00	\$29.00	Planning Dept.		
Temporary Signs	\$59.00	\$57.00	Planning Dept.		
Street Banners	\$70.00	\$70.00	PW Dept.		
Street Banner Installation (Sign Ordinance Chap 15.20.405.10)	\$ 150.00 + actual cost	\$ 150.00 + actual cost	PW Dept.		
Master Sign Program	\$654.00	\$635.00	Planning Dept.		
<u>Site Plan Review</u>					
Commercial	\$683.00	\$663.00	Planning Dept.		

City of Seaside Fee Schedule

Description	Current Year	Prior Year	Department		
<u>Street Maintenance</u>					
Marking curb - per curb (20' max. length)	\$309.00	\$300.00	PW Dept		
Marking 1 (one) parking space	\$309.00	\$300.00	PW Dept		
Installation of one sign	\$309.00	\$300.00	PW Dept		
<u>Subdivisions</u>					
Tentative (up to 4 lots)	\$1,030.00 + \$185.00 per lot	\$1,000.00 + \$180.00 per lot	Planning Dept.		
Tentative (4 or more lots)	\$1,545.00 + \$206 per lot	\$1,500.00 + \$200 per lot	Planning Dept.		
Lot Line Adjustment	\$353.00	\$343.00	Planning Dept.		
<u>Swim Center</u>					
<i>Swim Fees</i>	<i>Resident</i>	<i>Non- Resident</i>	<i>Resident</i>	<i>Non- Resident</i>	
Swim Classes	\$31.00	\$38.50	\$30.00	\$37.50	Recreation
Water Exercise / 2 days wk	\$31.00	\$38.50	\$30.00	\$37.50	Recreation
Water Exercise / 5 days wk	\$49.50	\$62.00	\$48.00	\$60.00	Recreation

City of Seaside Fee Schedule

Description	Current Year		Prior Year		Department
<u>Swim Center - continued</u>					
<i>Swim Fees - continued</i>					
Adult Lap Swim	\$2.60	\$3.10	\$2.50	\$3.00	Recreation
Senior Swim / Military / College Rate	\$1.55	\$2.60	\$1.50	\$2.50	Recreation
	<i>Resident</i>	<i>Non-Resident</i>	<i>Resident</i>	<i>Non-Resident</i>	
Recreation Swim/Adult	\$2.60	\$3.10	\$2.50	\$3.00	Recreation
Recreation Swim / Senior / College Student / Youth / Military	\$1.60	\$2.60	\$1.50	\$2.50	Recreation
Senior Swim	\$1.60	\$2.60	\$1.50	\$2.50	Recreation
Private Rental (per hr)	\$31.00	\$39.00	\$30.00	\$37.50	Recreation
<i>Co-Sponsored Pool Rental</i>					
Seaside Dolphins Swim Team	\$14.20		\$13.80		Recreation
CSUMB	\$14.20		\$13.80		Recreation
MPUSD Special Ed. Student	\$14.20		\$13.80		Recreation
MCOE Special Ed Student	\$14.20		\$13.80		Recreation
Cypress Synchronized Club	\$23.70		\$23.00		Recreation

City of Seaside Fee Schedule

Description	Current Year	Prior Year	Department		
<u>Swim Center - continued</u>					
<i>Swim Fees - continued</i>					
<i>Private Rentals -Corporate</i>					
Bamboo Reef Dive Shop	\$31.00 per hr	\$30.00 per hr	Recreation		
Aquarius Dive Shop	\$31.00 per hr	\$30.00 per hr	Recreation		
 <i>Swim Birthday Parties</i>					
	<i>Resident</i>	<i>Non-Resident</i>	<i>Resident</i>	<i>Non-Resident</i>	
2 hours - up to 50 people	\$92.50	\$154.50	\$90.00	\$150.00	Recreation
2 hours - up to 100 people	\$118.50	\$149.50	\$115.00	\$145.00	Recreation
2 hours - up to 125 people	\$139.00	\$175.00	\$135.00	\$170.00	Recreation
2 ½ hours - up to 50 people	\$123.50	\$154.50	\$120.00	\$150.00	Recreation
2 ½ hours - up to 100 people	\$149.00	\$156.00	\$145.00	\$181.00	Recreation
2 ½ hours - up to 125 people	\$139.00	\$180.00	\$135.00	\$175.00	Recreation
3 hrs - up to 50 people	\$154.50	\$192.50	\$150.00	\$187.00	Recreation
3 hrs - up to 100 people	\$180.00	\$224.00	\$175.00	\$218.00	Recreation
3 hrs - up to 125 people	\$206.00	\$262.50	\$200.00	\$250.00	Recreation

City of Seaside Fee Schedule

Description	Current Year	Prior Year	Department
-------------	--------------	------------	------------

Recreation and Lap Swim Cards

Proposed Fees for Recreation and Lap Swim Cards

	<i>Resident</i>	<i>Non-Resident</i>	<i>Resident</i>	<i>Non-Resident</i>	
Youth Recreation Card	\$10.50 mo. / \$72 yr.	\$12.50 mo. / \$89 yr.	\$10 mo. / \$70 yr.	\$12 mo. / \$87 yr.	Recreation
Senior Lap and Recreation Card	\$15.50 mo. / \$92.50 yr.	\$19.50 mo. / \$115.50 yr.	\$15 mo. / \$90 yr.	\$19 mo. / \$112 yr.	Recreation
Adult Lap and Recreation Card	\$20.50 mo. / \$165 yr.	\$26.00 mo. / \$206 yr.	\$20 mo. / \$160 yr.	\$25 mo. / \$200 yr.	Recreation
Adult Couple / Corporate	\$31.00 mo. / \$214 yr.	\$38.00 mo. / \$270 yr.	\$30. mo. / \$210 yr.	\$37 mo. / \$262 yr.	Recreation
Family - up to 4 people / Corporate	\$41.00 mo. / \$280 yr.	\$51.50 mo. / \$350 yr.	\$40 mo. / \$280 yr.	\$50 mo. / \$350 yr.	Recreation
Family - up to 8 people / Corporate	\$51.50 mo. / \$370.00 yr.	\$64.00 mo. / \$450.00 yr.	\$50 mo. / \$350 yr.	\$62 mo. / \$437 yr.	Recreation

Taxi Fees - Application & Permit

Taxi License Application	\$100.00	\$100.00	Finance
Taxi Permit (Annually)- each taxi	\$50.00	\$50.00	Finance
Taxi Driver Permit (Annually)	\$12.00	\$12.00	Police Dept

City of Seaside Fee Schedule

Description	Current Year	Prior Year	Department
<u>Time Extension Review</u>			
Administrative	\$52.00	\$52.00	Planning Dept.
Planning Commission	\$255.00	\$255.00	Planning Dept.
<u>Traffic Advisory</u>			
Traffic Advisory Committee Request	Actual Cost (\$30 minimum)	Actual Cost (\$30 minimum)	PW Dept
<u>Tree Permit</u>			
1 - 5 Trees	\$50.00 Per Permit ¹²	\$46.80 Per Permit ¹²	PW Dept
Over 5 Trees	Charged fully allocated rates for personnel and equipment.		PW Dept
Tree permits requiring a certified arborist's report will be charged cost + 10%			
<u>Variance</u>			
Single-family Home	\$1,757.00	\$1,757.00	Planning Dept.
Commercial and Residential	\$1,757.00	\$1,757.00	Planning Dept.

¹² Permits requiring a certified arborist report will be charged actual cost + 10%

City of Seaside Fee Schedule

Description	Current Year	Prior Year	Department
<u>Water Allocation</u>			
Water Allocation Application	Actual Cost (\$310 minimum)	Actual Cost (\$300 minimum)	PW Dept.
<u>Zoning Permits</u>			
Barbeque Permit	\$86.50	\$84.00	Planning Dept.
Commercial (per unit)	\$298.00	\$275.00	Planning Dept.
Temporary Use Review	\$86.50	\$84.00	Planning Dept.



Position List





**CITY OF SEASIDE
POSITION LIST
AS OF JULY 1, 2005**

<u>JOB TITLE</u>	<u>2005-2006</u> NUMBER OF EMPLOYEES	<u>2004-2005</u> NUMBER OF EMPLOYEES	<u>2003-2004</u> NUMBER OF EMPLOYEES
<u>LEGISLATIVE BODY</u>			
MAYOR	1	1	1
COUNCIL MEMBER	4	4	4
TOTAL	5	5	5
<u>OFFICE OF THE CITY MANAGER</u>			
CITY MANAGER	1	1	1
ADMINISTRATIVE SECRETARY	1	1	1
ASSISTANT TO THE CITY MANAGER	1	1	1
SECRETARY TO THE CITY MANAGER AND CITY COUNCIL	1	1	1
CITY CLERK	1	1	1
COURIER	1	1	1
PART TIME RECORDS COORDINATOR	1	1	1
PART TIME RECORDS COORDINATOR/COURIER	1	1	1
PART TIME PERSONNEL OFFICER	1	1	1
PART TIME SECRETARY	1	1	1
ADMINISTRATIVE SECRETARY	1	1	1
TOTAL	8	9	9

<u>JOB TITLE</u>	<u>2005-2006</u>	<u>2004-2005</u>	<u>2003-2004</u>
	<u>NUMBER OF</u>	<u>NUMBER OF</u>	<u>NUMBER OF</u>
	<u>EMPLOYEES</u>	<u>EMPLOYEES</u>	<u>EMPLOYEES</u>
<u>REDEVELOPMENT AGENCY</u>			
REDEVELOPMENT DIRECTOR	1		
RDA PROJECT MANAGER	1		
RDA PROJECT MANAGER	1		
RDA SENIOR ADMIN SECRETARY	1		
TOTAL	4	0	0
<u>MANAGEMENT INFORMATION SYSTEMS</u>			
MIS TECH	2		
TOTAL	2	0	0
<u>CITY ATTORNEY</u>			
CITY ATTORNEY	1	1	1
TOTAL	1	1	1
<u>FINANCE DEPARTMENT</u>			
DIRECTOR OF FINANCE AND RISK MANAGEMENT	1	1	1
FINANCE ANALYST	1	1	1
SENIOR ACCOUNTING TECHNICIAN	1	1	1
ACCOUNTING TECHNICIAN, <i>ONE UNFUNDED</i>	3	3	3
ACCOUNTING ASSISTANT	1	1	1
TOTAL	7	7	7

	<u>2005-2006</u>	<u>2004-2005</u>	<u>2003-2004</u>
<u>JOB TITLE</u>	<u>NUMBER OF EMPLOYEES</u>	<u>NUMBER OF EMPLOYEES</u>	<u>NUMBER OF EMPLOYEES</u>
<u>POLICE DEPARTMENT</u>			
CHIEF OF POLICE	1	1	1
SENIOR ADMINISTRATIVE SECRETARY	1	1	1
POLICE CAPTAIN	2	2	2
POLICE LIEUTENANT	2	2	2
POLICE SERGEANT	7	7	7
POLICE INVESTIGATOR	5	5	5
COMMUNITY LIAISON OFFICER	2	2	2
SCHOOL RESOURCE OFFICER	2	2	1
POLICE OFFICER, <i>THREE OFFICERS IN TRAINING</i>	22	22	23
RESERVE POLICE OFFICER	6	6	8
VEHICLE ABATEMENT OFFICER	1	1	1
ANIMAL CONTROL OFFICER	1	1	1
POLICE RECORDS SUPERVISOR	1	1	1
POLICE RECORDS TECHNICIAN, <i>ONE UNFUNDED</i>	6	6	6
POLICE SERVICES ASSISTANT	2	2	3
CODE ENFORCEMENT OFFICER	2	2	1
COMMUNITY SERVICES ASSISTANT	2	2	4
SCHOOL CROSSING GUARDS, <i>UNFUNDED</i>	2	2	2
YOUTH DIVERSION COUNSELOR, <i>FUNDED BY THE COUNTY</i>	1	1	1
TOTAL	68	68	71
<u>FIRE DEPARTMENT</u>			
FIRE CHIEF	1	1	1
ADMINISTRATIVE SECRETARY	1	1	1
BATTALION CHIEF	3	3	3
FIRE CAPTAIN	6	6	6

<u>JOB TITLE</u>	<u>2005-2006</u> NUMBER OF EMPLOYEES	<u>2004-2005</u> NUMBER OF EMPLOYEES	<u>2003-2004</u> NUMBER OF EMPLOYEES
FIRE ENGINEER	6	6	6
FIREFIGHTER	9	9	6
PART TIME RESERVE FIREFIGHTER, 15 UNFUNDED	20	20	20
TOTAL	46	46	43
<u>COMMUNITY DEVELOPMENT</u>			
DIRECTOR OF COMMUNITY DEVELOPMENT	1	1	1
SENIOR ADMINISTRATIVE SECRETARY	1	1	1
PLANNING SERVICES MANAGER	1	1	1
PLANNER II	2	2	2
SENIOR BUILDING INSPECTOR	1	1	1
BUILDING OFFICIAL	1	1	1
BUILDING INSPECTOR	1	1	1
SECRETARY			1
BUILDING-GRANTS TECHNICIAN		1	
BUILDING/PLANNING TECHNICIAN	1		
CODE ENFORCEMENT OFFICER		1	1
PROPERTY MAINTENANCE OFFICER		1	1
BUSINESS DEVELOPMENT LOAN SPECIALIST			1
GRANT COORDINATOR			1
ECONOMIC DEVELOPMENT AND REDEVELOPMENT MANAGER		1	
TOTAL	8	11	12

	<u>2005-2006</u>	<u>2004-2005</u>	<u>2003-2004</u>
<u>JOB TITLE</u>	<u>NUMBER OF EMPLOYEES</u>	<u>NUMBER OF EMPLOYEES</u>	<u>NUMBER OF EMPLOYEES</u>
<u>DEPARTMENT OF PUBLIC WORKS</u>			
DIRECTOR OF PUBLIC WORKS	1	1	1
SENIOR ADMINISTRATIVE SECRETARY	1	1	1
SENIOR CIVIL ENGINEER	1	1	1
UTILITY ENGINEER, <i>UNFUNDED</i>	1	1	1
ASSOCIATE CIVIL ENGINEER	1	1	1
JUNIOR ENGINEER	1	1	1
ENGINEERING TECHNICIAN	1	1	1
PUBLIC WORKS SUPERINTENDENT	1	1	1
MAINTENANCE AND OPERATIONS SUPERVISOR	1	1	1
ELECTRICIAN	1	1	1
HVAC SPECIALIST	1	1	1
PUBLIC WORKS MAINTENANCE SPECIALIST	5	5	4
PUBLIC WORKS MAINTENANCE WORKER I	7	7	7
WATER SYSTEM MAINTENANCE SPECIALIST	1	1	1
WATER SYSTEMS WORKER I	1	1	1
EQUIPMENT MECHANIC	2	2	2
MECHANICS ASSISTANT, UNFUNDED	1	1	1
STREET SWEEPER OPERATOR	1	1	1
CUSTODIAN, <i>UNFUNDED</i>	1	1	1
CUSTODIAN	1	1	1
PARKS MAINTENANCE SUPERVISOR	1	1	1
PARKS MAINTENANCE CREW CHIEF	1	1	1
PARKS EQUIPMENT OPERATOR	1	1	1
PARKS IRRIGATION SPECIALIST	1	1	1
PARKS MAINTENANCE WORKER II	2	2	2
PARKS MAINTENANCE WORKER I, 2 UNFUNDED	6	6	6
TOTAL	43	43	42

	<u>2005-2006</u>	<u>2004-2005</u>	<u>2003-2004</u>
<u>JOB TITLE</u>	<u>NUMBER OF EMPLOYEES</u>	<u>NUMBER OF EMPLOYEES</u>	<u>NUMBER OF EMPLOYEES</u>
<u>RECREATION AND COMMUNITY ACTIVITIES</u>			
DIRECTOR OF RECREATION AND COMMUNITY ACTIVITIES	1	1	1
SENIOR ADMINISTRATIVE SECRETARY	2	2	2
COMMUNITY SERVICES PROGRAM COORDINATOR	1	1	1
RECREATION SUPERVISOR, AQUATICS, UNFUNDED	1	1	1
FACILITY MAINTENANCE CREW CHIEF	1	1	1
CUSTODIAN	1	1	1
PART TIME SENIOR RECREATION LEADER	5	5	5
PART TIME RECREATION LEADER	3	3	3
PART TIME RECREATION LEADER I	3	3	3
PART TIME RECREATION LEADER II	12	12	12
PART TIME RECREATION LEADER III	16	16	16
PART TIME ASSISTANT POOL MANAGER	1	1	1
PART TIME SENIOR LIFEGUARD	2	2	2
PART TIME LIFEGUARD	5	5	5
PART TIME WATER SAFETY INSTRUCTOR	10	10	10
PART TIME BUS DRIVER	2	2	2
PART TIME FACILITY MANAGER	1	1	1
PART TIME FACILITY LEAD MAINTENANCE AIDE	2	2	2
PART TIME LEAD MAINTENANCE AIDE	1	1	1
PART TIME FACILITY MAINTENANCE AIDE	2	2	2
PART TIME CUSTODIAN	3	3	3
TOTAL	75	75	75

267

GRAND TOTAL

Glossary





Glossary of Budget Terms

Agency-The equivalent to a department within the City's organizational structure.

Annualized Cost-A full year's cost of an item or position, even though it may be utilized only in part of any year.

Appropriation-Authorization by the City Council to expend monies and incur obligations for specified purposes.

Audit-A review of the City accounts by an independent accounting firm. Independent verification that the City's financial statements accurately reflect the City's financial position.

Bond-A written promise to pay a specified sum of money, (the face value or principal amount), at a specified date or dates in the future (maturity date) together with periodic interest at a specified rate.

Capital Improvement Program- Adoption of a financial plan for neighborhood improvement projects, and the means of financing them for a specified period of time. The City annually updates the next fiscal year's Capital Improvement Program budget and reviews its five-year Capital Improvement Plan.

Capital Improvement Project (CIP)-A permanent major addition or renovation to the City's real property assets. Project expenditures may include costs of design, construction, acquisition of buildings and/or facilities and significant repair, renewal or renovations to existing assets. Real property assets include streets, storm drains, sewer lines, parks and other public facilities. These expenditures are considered one-time costs.

City Attorney-Represents the City in legal disputes and advises the Council and staff on legal matters.

City Clerk-Maintain records of City ordinances, resolutions, contracts, minutes and other important official City documents.

City Council-A part-time legislative and policy-making body, consisting of five members, elected at large on a non-partisan basis. The members enact ordinances and resolutions essential to the City. Council meetings are held on the first and third Thursday of each month at 7:00 PM in the Seaside City Hall Council Chambers.

City Manager-Responsible for supervising activities of all City departments, implements City Council policy, prepares an annual budget, conducts personnel matters and directs the day-today operations of City government.

Commissions and Advisory Committees-There are various commissions and advisory committees serving in a voluntary basis for the City of Seaside. The committees consist of citizens appointed by the City Council to advise the City on issues such as planning, parks and recreation. All meetings are open to the public, with public participation invited and encouraged.

Community Development Department-Establishment of a General Plan, manage and monitor growth, code enforcement, coordination/implementation of activities to enhance the community's economic base, maintenance of engineering maps and survey records, administering building and health and safety inspections.

Contingency-Funds set aside or approved for use. These funds could be used for unanticipated expenditure requirements, new programs or to absorb unexpected revenue losses, only with specific Council approval and authorization.

Debt Service-Payments of interest and principal on obligations resulting from the issuance of bonds, notes or certificates of indebtedness.

Department-An organizational unit comprised of one or more divisions or sub-units.

Dedicated Reserve-Money set-aside in a special account for specified purposes, such as expected or unanticipated operational costs, equipment or capital requirements.

Division-An organizational subdivision of a department

Encumbrance-A commitment of funds for goods or services on order. Earmarked funds to be expended, representing an obligation of the agency.

Enterprise Fund-A fund established to account for the cost of those governmental facilities and services that are operated in a manner similar to private enterprises. These programs can be entirely or predominately self-supporting.

Entitlement-A grant or subvention fund available to the City on the basis of population or other established criteria, rather than based on competition or unique factors among agencies.

Equipment/Building Outlay-A budget category which includes equipment having a unit cost of more than \$1,000.00 and an estimated useful life of more than one year. Also referred to as capital outlay, smaller building and park projects are included in this category.

Expenditure-The outflow of funds paid or to be paid for an asset obtained, or good and services obtained regardless of when the expense is actually incurred.

Finance Director-Responsible for maintaining the financial records, serving as the City's banker, auditor, accountant, purchasing manager and financial investor.

Fire Department-Protecting life and properties from fire and fire-related damage. Performs investigations into suspicious fires. Conducts inspections of public and private buildings for fire hazards, and educates the public about fire and burn prevention. A full Hazardous Materials Team, serving the Monterey Peninsula.

Fiscal Year-A twelve month period of time in which the Annual Budget applies. For the City of Seaside it is July 1st through June 30th.

Fund-An independent fiscal and accounting entity used to set the financial position and results of operation related to specific purposes for which a particular fund is created.

Fund Balance-The excess of assets over liabilities, representing the cumulative effect of revenues and other financing sources over expenditures.

Full-Time Equivalent (FTE)-A standard that is used to convert part-time or temporary personnel hours to a full-time basis, allowing for comparison purposes.

General Fund-The City's principal operating fund, supported by taxes, fees and other general revenues which can be used for any legal government purpose. The fund finances the general operating programs of the City.

Grants-Contributions of gifts, cash or other assets from an outside governmental entity. Grants can be used or expended for a specific purpose, activity or facility. An example would be the Community Development Block Grant provided by the Federal Government.

Indirect Cost Reimbursement-A General Fund budget category that shows the amount of costs that are reimbursed by other funds.

Internal Service Fund-Provides a service to all City Departments, billing other funds for services rendered, as in private business. Examples of internal services would be Information Services, Vehicle Maintenance and Self-Insurance.

Long Term Debt-Borrowing of money or the issuance of bonds or other debt instruments for the financing of major capital improvements or property acquisitions, over an extended period of time. Generally Long Term Debt is spread over 20 to 30 years.

Mission Statement-A brief description of the purpose, goals and major responsibilities of an agency or organization.

Non-Departmental-Program costs that do not relate to any one specific department, but represent cost of a general, City-wide nature, such as a debt service and appropriated reserve.

Operating Budget-Annual appropriation of funds for ongoing program costs, including employee services, supplies, equipment and debt services.

Ordinance-A formal legislative enactment by the City Council. It has the full force and effect of law within the City boundaries, unless it is in conflict with a higher form of law, such as a State Statute or a Constitutional provision.

Organization-An organizational sub-division of an agency or department. A cost center or program for which an annual operating budget or capital budget is established. Sometimes referred to as a division.

Performance Indicators-Measurements depicting the effectiveness or efficiency of services provided output produced.

Program-An activity or group of activities performed for the purpose of providing a service or a support function.

Public Works Department-To oversee design and construction of all City-owned facilities. Inspections of improvements and maintenance of streets, bridges, buildings, parks, sewers, water lines, etc. Analyze traffic flow/safety, maintenance of all traffic signs and markings.

Police Department-To protect and maintain order in the event of community disturbances or emergencies. To apprehend criminals, recover stolen property, assistance in traffic accident management/investigation. Education of the citizens in regards to burglary prevention, illegal narcotics, traffic laws and personal safety.

Recreation Department-Responsible for providing recreation programs such as sports, educational, cultural, entertainment and other leisure activities.

Reserve Account-An account used to earmark a portion of the fund balances as legally segregated for a specific use.

Resolution-A special order of the City Council which requires less legal formality than an Ordinance in terms of public notice and the number of public readings prior to approval.

Resources-The total amount available for appropriation during the fiscal year, including revenues, fund transfers and beginning fund balances.

Revenue Bonds-Bonds issued to construct capital facilities, repaid from revenue produced by the operation of those facilities.

Source Document-Basic evidence needed to record an accounting transaction. Journal entries, financial records and accounting reports are eventually derived from source documents. Examples of source documents are purchase orders, invoices and time sheets.

Special Assessment Fund-A fund used to account for the financing of public improvements or services from the issuance of bonds or assessments levied against the properties benefited.

Special Revenue Fund-A fund used to account for the proceeds of special revenue sources (other than special assessments, expendable trusts, or major capital projects) that are legally restricted to expenditure for special purchases. Examples of special revenue funds are those established for the purpose of financing schools, parks or libraries.

Suspense Account-A temporary account (i.e. not included in the financial statements) for recording part of a transaction, such as those involving receipts or disbursements, prior to final analysis or identification of that transaction.

Tax-Charges imposed by the City to obtain revenue for the public good.

Unencumbered Balance-A balance relating to a portion or the entire amount of an appropriation that has not been encumbered or expended.

Unrestricted Net Assets-Assets with no external restriction as to use or purpose. They can be employed for any purpose designated Council, as distinguished from funds restricted externally for specific purposes.

Warrant-An order drawn authorizing payment to a designated payee



City of Seaside Fund Descriptions

Fund #

- 100 General Fund** – The General Fund is the primary operating fund of the City. The General Fund receives all general Taxes such as property taxes, sales taxes, transient occupancy taxes, vehicle license fees, planning fees, recreation fees, and other revenues not specifically designated to another fund. It is used to account for the day-to-day operations; police and fire, recreation, parks maintenance and government administration are funded by and accounted for in the General Fund.
- 101 Contingency Fund** – The Contingency Fund was established in accordance with Section 3.12.030 of the Municipal Code. The balance is to be not less than 10% of General Fund revenues of any given year.
- 102 Capital Outlay Fund** – The Municipal Code established this fund to provide funding for the purchase of assets of a long-term character, excluding land, building and improvements. The continuing revenue source is to be 5% of General Fund revenues of any given year. Expenditures related to purchasing major equipment for the city are accounted for within this fund.
- 103 Laguna Grande Parking Authority** – This fund was established to account for the construction and maintenance of the Laguna Grande Parking lot on Canyon Del Rey between the freeway and Fremont Boulevard. The Parking Authority has a Maintenance Participation Agreement with the businesses located on the lot. Expenses are reimbursed by the businesses.
- 106 OES/FEMA** – This fund is used to account for any grants received by the City for emergency preparedness. In addition, if there were a disaster, this fund would be used to track reimbursements from OES and/or FEMA.
- 113 POMA** – Presidio of Monterey Authority fund is used to account for the revenues and expenditures associated with the maintenance of facilities and infrastructure at the Presidio of Monterey. The City maintains these facilities for the U.S. Army on a cost reimbursement basis.

SPECIAL REVENUE FUNDS:

Special revenue funds are established to account for funds that must be accounted for separately, as required by Federal law, State law or the Municipal

Code. Sometimes special revenue funds may be used to account for funds separately for program accounting.

- 200 Community Development Block Grant (CDBG)** – The revenues to this fund come from grants from the Federal Community Development Act. CDGB funds are restricted to the revitalization of low and moderate-income areas of the City. As required by the U.S. Department of Housing and Urban Development (HUD), the City annually requests public comment regarding the expenditure of these funds.
- 203 BJA Grant** - This fund is established to account for Federal grant funds received from U.S. Department of Justice (DOJ) Office of Justice Programs (OJP) Bureau of Justice Assistance (BJA) Local Law Enforcement Block Grants (LLEBG). These grant funds are used to purchase safety equipment, and police vehicles such as the Mobile Substation and patrol vehicles.
- 204 Office of Traffic Safety** – This fund is used to account for grant funds received from the State to be used for traffic safety issues.
- 205 COPS in Schools** – This fund is established to account for Federal funds received from the U.S. Department of Justice Office of Community Oriented Policing for personnel costs associated with an entry-level police officer position. By funding an entry-level position with these grant funds, a veteran officer is able to serve as a School Resource Officer.
- 206 School CPP Grant** – This fund was used to account for a school officer grant program through Monterey Peninsula Unified School District.
- 208 CLEEP** – The California Law Enforcement Equipment Program (CLEEP) fund is established to account for State funds received under the High Technology Grant Program. These funds supplement the costs of high-tech police equipment such as the Mobile Data Wireless System, radio for the mobile substation, car video cameras, and computer equipment.
- 209 MPC Training – Police Department** – This fund is used to account for the revenues and expenditures of public safety courses taught by City of Seaside police personnel at Monterey Peninsula College.
- 210, 212, 214 & 215 State Gas Tax Funds** – The City's share of the State Gas Tax allocations are recorded in these funds. State gas tax funds are distributed to the cities based on population from gas taxes collected at the pump. The use of these funds is restricted to the maintenance, repair and design of streets by State and Federal legislation.

- 218 MPC Training – Fire Department** – This fund is used to account for the revenues and expenditures of public safety courses taught by City of Seaside fire personnel at Monterey Peninsula College.
- 219 PAL Grant** – The fund is established to account for State funds received through a grant from the County of Monterey for professional services for prevention and intervention services to reduce violence and drug and alcohol abuse among teens in Seaside.
- 220 Proposition 172** – This fund is used to account for the sales tax designated to be spent by cities only for public safety services. In November 1993, California voters approved a one-half percent sales and use tax to be spent for police and fire services. The tax is distributed by the State Controller to the County and the County allocates the tax to each city.
- 221 Ca Supplemental Law Enforce (CALSUP)** – The California Supplemental Law Enforcement fund is used to track State revenues received through the County of Monterey. The funds have been used to supplement overtime costs, police safety equipment, patrol vehicles, and a Records Management System.
- 240 Underage Drinking** – This fund was established to account for State grant funds received from the Department of Alcoholic Beverage Control for the operation of programs designed to enforce underage drinking laws and policies.
- 241 Drug Programs** – Revenues recorded in this fund are the local agency's proportionate share of monies and sold property seized during drug and narcotic arrests. Monies are distributed after convictions are made. Expenditures are restricted to law enforcement activities and must supplement, not replace, existing law enforcement budgets.
- 242 Homeland Security** – This fund was established to account for Federal grant funds received from the U.S. Department of Justice Office of Community Oriented Policing for providing for the Homeland Security Overtime Program.
- 244 Found Property** – This fund is used to hold found property until it can be returned to its owner or is escheated to the State.
- 251 Senior Programs** – This fund was established in accordance with a bequest from the Gardner Estate and supports new and/or existing senior program. In accordance with the bequest, the funds may not be used for staffing or capital improvements.

- 252 Oldemeyer Maintenance** – When an individual or group rents a room or the center for an activity, a portion of the rental fee is deposited in this fund. It is used for the maintenance and janitorial service of the Center.
- 253 Youth Center Maintenance** - When an individual or group rents the center for an activity, a portion of the rental fee is deposited in this fund. It is used for the maintenance and janitorial service of the Center.
- 254 Employee Events** – this fund is used to account for employee events such as the Holiday Party or Employee Recognition Barbeque.
- 255 Soper Field Community Center** - When an individual or group rents the center for an activity, a portion of the rental fee is deposited in this fund. It is used for the maintenance and janitorial service of the Center.
- 261 Impact Fees** – The impact fees collected from new developments are deposited and held in this fund prior to their use on an appropriate project, in accordance with State law.
- 271 Stormwater System Maintenance Fund** – This fund was established to account for revenues and expenditures related to the operation and maintenance of the City’s storm drain and stormwater management system.

CAPITAL FUNDS:

These funds are established, as needed, for current and on-going capital projects. All revenues sources and expenditures for a particular project are recorded in the project fund. Currently active funds:

- 300 Capital Projects**
- 303 Ft. Ord**
- 304 Pattullo Swim Center**
- 308 Seaside Library**
- 310 Fremont Boulevard Improvements**
- 313 ADA Improvements**
- 328 Commuter Bike/Pedestrian Path**
- 329 90” Storm Drain**
- 333 City Hall Generator**

351 & 352 Kenneth Street Assessment District and City-Wide Curb and Gutter Assessment District – The assessment district funds are used to account for the debt service and required serve funds for each of the assessment districts within the City. Property assessments are collected from property owners and debt service payments are made from the assessments collected.

These funds are restricted by the bond covenants and agreements. The bonds are not a debt of the City.

ENTERPRISE FUNDS:

401 Water Fund – The Water Fund receives revenues from user charges based on water usage. All expenditures for the operation of the water system including maintenance, capital outlay, debt service, and depreciation are charged to this fund.

INTERNAL SERVICE FUNDS:

Internal service funds account for the financing of goods and/or services provided by one department to other departments within the City, the Redevelopment Agency, the Parking Authority and the Sanitation District. All expenses are charged back to the operating departments.

- 501 Equipment Maintenance Fund**
- 502 Insurance Fund**
- 503 Management Information**

SEASIDE COUNTY SANITATION DISTRICT:

The Seaside County Sanitation District (SCSD) is a separate legal entity composed of the cities of Del Rey Oaks, Sand City and Seaside. It is responsible for the transportation of sewage waste from residential and commercial buildings to a sewage treatment plant operated by Monterey Regional Waste Pollution Control Agency. SCSD installs and maintains sewer lines and lift stations. The revenues of the Sanitation District are from user fees and property taxes.

- 951 Sanitation District Operating**
- 952 Sanitation District Capital Outlay**
- 953 Sanitation District Capital Improvement**
- 954 Sanitation District Insurance**

REDEVELOPMENT FUNDS:

The Redevelopment Funds are used to account for the activities of two redevelopment project areas – the Merged Project Area and the Ft. Ord Project Area. Revenue is derived from largely property tax increments. The revenues support capital improvements, low-to-moderate income housing programs, and bond payments. The State of California Health and Safety Code specifies the funds to be used to account for Redevelopment activity.

- 981 Fort Ord Redevelopment Operating & Capital**
- 983 Fort Ord Redevelopment Set Aside**

- 991 Redevelopment Operating & Capital - Merged**
- 992 Redevelopment Debt Service - Merged**
- 993 Redevelopment Housing - Merged**
- 996 Redevelopment Bonds - Merged**

Acronym Glossary

ACJIS	– Associated Criminal Justice Information System
ADA	– Americans with Disabilities Act
APWA	– American Public Works Association
ASE	– Automotive Service Excellence
AWWA	– American Water Works Association
BAR	– Board of Architectural Review
BG	– Background
BJA	– Bureau of Justice Assistance
CALPELRA	– California Public Employers Labor Relations Association
CAPE	– California Association of Property and Evidence
CEPO	– Continuing Education for Public Officials
CHOMP	– Community Hospital of the Monterey Peninsula
CLEARs	– California Law Enforcement Association of Records Supervisors
CLETS	– California Law Enforcement Telecommunication System
CPCA	– California Police Chiefs Association
CPO	– Certified Pool Operator
CPOA	– California Peace Officers Association
CPOLS	– California Police Officers Legal Source
CPRS	– California Parks and Recreation Society
CPT	– Continuing Professional Training
CRA	– California Redevelopment Association
CRWA	– California Rural Water Association

CSPE	– California Society of Professional Engineers
DOHS	– Department of Health Services
DOJ	– Department of Justice
FBI	– Federal Bureau of Investigations
FLSA	– Fair Labor Standards Act
FORA	– Fort Ord Reuse Authority
GSR	– Gun Shot Residue
HOPE	– Hope Rehabilitation Services
HVAC	– Heating, Ventilation, and Air Conditioning
IACP	– International Association of Chiefs of Police
JPA	– Joint Powers Authority
LEADS	– Law Enforcement and Detective System
MCT	– Mobile Computer Unit
MPWMD	– Monterey Peninsula Water Management District
MRWPCA	– Monterey Regional Water Pollution Control Agency
NCGIA	– Northern California Gang Investigators Association
NIP	– Neighborhood Improvement Project
OSHA	– Occupational Safety and Health Administration
PAL	– Police Activity League
PAPA	– Pesticide Application Professional Association
PARS	– Public Agency Retirement System
PC	– Planning Commission
PC/VC	– Penal Code / Vehicle Code

- PERS** – Public Employees Retirement System
- POST** – Peace Officer Standards and Training
- RMS** – Records Management System
- RUMBA** – RUMBA Office 2000
- SCADA** – Supervisory Control and Data Acquisition
- SCSD** – Seaside County Sanitation District
- TAC** – Traffic Advisory Committee
- TAMC** – Transportation Agency of Monterey County
- TPO** – The Personnel Office
- TRAK** – Technology to Recover Abducted Kids
- USA** – Underground Service Alert

